



CINCINNATI ***BENGALS***



1994 MEDIA GUIDE



CINCINNATI BENGALS

1994 SCHEDULE

PRE-SEASON

DAY	DATE	OPPONENT	TIME
Sat.	Aug. 6	at Tampa Bay	7:30 P.M.
Sat.	Aug. 13	INDIANAPOLIS	7:30 P.M.
Sat.	Aug. 20	at Philadelphia	7:30 P.M.
Fri.	Aug. 26	DETROIT	7:30 P.M.

REGULAR SEASON

DAY	DATE	OPPONENT	TIME
Sun.	Sept. 4	CLEVELAND	1:00 P.M.
Sun.	Sept. 11	at San Diego	4:00 P.M.
Sun.	Sept. 18	NEW ENGLAND	1:00 P.M.
Sun.	Sept. 25	at Houston	4:00 P.M.
Sun.	Oct. 2	MIAMI	8:00 P.M.
Sun.	Oct. 9	— Bye Week —	
Sun.	Oct. 16	at Pittsburgh	1:00 P.M.
Sun.	Oct. 23	at Cleveland	1:00 P.M.
Sun.	Oct. 30	DALLAS	1:00 P.M.
Sun.	Nov. 6	at Seattle	4:00 P.M.
Sun.	Nov. 13	HOUSTON	1:00 P.M.
Sun.	Nov. 20	INDIANAPOLIS	1:00 P.M.
Sun.	Nov. 27	at Denver	4:00 P.M.
Sun.	Dec. 4	PITTSBURGH	1:00 P.M.
Sun.	Dec. 11	at N.Y. Giants	1:00 P.M.
Sun.	Dec. 18	at Arizona	4:00 P.M.
Sat.	Dec. 24	PHILADELPHIA	1:00 P.M.

HOME GAMES IN ORANGE

All times listed above are Cincinnati times.

1994 CINCINNATI BENGALS MEDIA GUIDE INDEX

SECTION 1: GENERAL INFORMATION/STAFF

Assistant Coach Biographies	9-18
Brown, Mike	4
Club Directory	2
Front Office Biographies	3-6
Media Information	18
Schedule, Bengals 1994	Inside Front Cover
Shula, Dave	7-8
Staff Photos	19-20

SECTION 2: THE PLAYERS

Depth Chart	25
Draft Choice Biographies	104-112
First Year and Free Agent Biographies	113-114
Rosters	22-24
Veterans Biographies	26-103

SECTION 3: BENGALS '93 IN REVIEW

Game Summeries	121-136
How Team Built	137
Participation Chart	138-139
Statistics, Team and Individual	116-120
Standings	140

SECTION 4: BENGALS HISTORY

All-Time Draft	157-164
All-Time Rosters	167-173
All-Time Series vs. '94 Opponents	150-156
All-Time Statistics (Individual)	187-194
Alumni List	165-166
Chronology	196-200
Coaching History	174-178
Game Results (Regular and Post-Season)	142-146
Game Results (Preseason)	147-148
Last Times	184
100 Yard Club	179
Opponents' Longest Plays	185
Overtime Results	201
Pro Bowl Players	195
Series Records vs. NFL	149
Superlative Individual Seasons	185
Yearly Yardage Leaders	180-183
Offense-Defense Year-By-Year	186

SECTION 5: THE RECORD BOOK

Individual Records	203-214
Team Records	215-219

SECTION 6: LEAGUE INFORMATION

Regular Season Schedule	221-226
Preseason Schedule	227-228
'93 NFL Stats	229-252
'93 Standings	253
Radio Network, Bengals	254-255

...OTHER INFORMATION:

Riverfront Stadium	4
Road Headquarters	42
Ruthven, John	67
Training Camp Information	87

CINCINNATI BENGALS DIRECTORY

Offices	200 Riverfront Stadium, Cincinnati, OH 45202
Telephone	(513) 621-3550
Home Stadium	Riverfront Stadium (60,389)
Colors	Orange, Black and White
Conference/Division	AFC/Central
Training Complex	Spinney Field, 1574 Evans, Cincinnati
Training Camp	Wilmington College; Wilmington, OH 45177
Training Camp Phone	(513) 382-2588

ADMINISTRATIVE STAFF

Chairman of the Board	Austin E. Knowlton
President, General Manager	Mike Brown
Vice President	John Sawyer
Asst./General Manager	
Dir. Player Personnel	Pete Brown
Secretary-Treasurer	Katherine Blackburn
Asst. Secretary/Asst. Treasurer	
Scouting	Paul H. Brown
Business Manager	Bill Connelly
Public Relations Directors	Al Heim, Jack Brennan
Asst. Dir./Player Personnel	Frank Smouse
Scouting/Personnel	Jim Lippincott
Scouts	Earl Biederman, Frank Uible
Ticket Manager	Paul Kelly
Accountant	Jay Reis
Consultants	John Murdough, Bill Johnson
Team Physicians	Robert Heidt, Jr.; Mike Welch Robert Heidt, Sr.; Walter Timperman
Trainer	Paul Sparling
Asst. Trainer	Rob Recker
Video Director	Al Davis
Equipment Manager	Tom Gray
Video/Entertainment/PR	Dave Slyby
Cheerleader Coordinator	Charlotte Jacobs
Statistician	Don McMillan
Security	Howard Whitson
Public Address Announcer	Tom Kinder
Secretaries	Debbie La Rocco, JoAnn Meyer; Teri Moratschek, Sandy Schick, Terri Stewart, Ingrid Studley, Jan Sutton.

COACHING STAFF

Head Coach	Dave Shula
Offensive Coordinator	Bruce Coslet
Defensive Coordinator	Larry Peccatiello
Quarterbacks	Ken Anderson
Running Backs	Jim Anderson
Wide Receivers	Richard Williamson
Tight Ends	Paul Alexander
Offensive Line	Jim McNally
Defensive Line	Joe Wessel
Linebackers	Joe Pascale
Defensive Backs	Ron Meeks
Defensive Asst.	Bobby DePaul
Special Teams	Marv Braden
Strength	Kim Wood



AUSTIN E. KNOWLTON **CHAIRMAN OF THE BOARD**

Austin E. "Dutch" Knowlton is the chairman of the board of the Cincinnati Bengals and has been a firm supporter from the first day of the franchise's inception.

Knowlton, a well-known builder and sportsman, has been a founder, owner and director since the franchise began and often can be found watching his team play at some of the farthest waypoints on the NFL map, in addition to his regular attendance at games in Riverfront Stadium.

Knowlton also is an avid sportsman who spends as much of his free time as possible overseeing his second great interest — the breeding and selling of show horses at his Emerald Farm in Delaware County. He is also a Trustee of the Brown Jug Society which runs the Triple Crown for standardbred pacing horses. He also owns thoroughbreds that run in California, Kentucky, Chicago and Florida.

After receiving a degree in architecture and civil engineering from Ohio State University, Knowlton joined his father's construction company and later assumed ownership of the construction business. He now operates it under the name of Knowlton Construction Company. They are engaged in the construction, leasing and management of commercial buildings.

The company designed, built and financed 54 college dormitories and other buildings for various colleges and universities in various states. Under Knowlton, it built the major portion of Ohio University, Bowling Green State University, Capital University, Otterbein College and numerous other schools and universities.

His offices are in Bellefontaine and Columbus, Ohio, and he resides in Fort Lauderdale, Fla., and in Delaware County at Emerald Farms.

CINCINNATI BENGALS OWNERS

Katherine Blackburn
Paul H. Brown
Michael Brown
Nancy L. Brown
Peter Brown
Harriette R. Downey
Robert Fite

Virginia Fite
A.E. Knowlton
Charles Lindberg
Mrs. Louise Nippert
John Sawyer
William J. Williams

BOARD OF DIRECTORS

Michael Brown
Peter D. Brown
Katherine Blackburn
Paul H. Brown
Robert Fite
Virginia Fite
A.E. Knowlton

Charles Lindberg
John Lindberg
Dick Moore
John Sawyer
Jack Schiff, Jr.
William J. Williams



MIKE BROWN **PRESIDENT AND GENERAL MANAGER**

Mike Brown relies on a lifelong background in football and a keen business sense in his role as President and General Manager of the Bengals.

A former Dartmouth quarterback and later a Harvard Law School graduate, he leads the effort to keep the Bengals thriving as a football-only, family-owned enterprise.

Brown was instrumental in bringing the NFL to Cincinnati. He worked with his father, football legend Paul Brown, to close the deal which brought Cincinnati a pro franchise for the 1968 season. Mike Brown's efforts with civic and governmental leaders also made a reality of construction plans for Riverfront Stadium, which opened in 1970.

From the club's inception until August of 1991, Brown was Assistant General Manager, supervising most of the team's day-to-day operations. He assumed the role of General Manager after his father's death on Aug. 5, 1991. He played a major role in the building of the Bengals teams which reached the Super Bowl following the 1981 and 1988 seasons.

Brown is recognized throughout the NFL as a leader. He is a longtime member of the NFL Management Council's Executive Committee. He was named in early 1994 to a place on the league's Competition Committee, the primary body for analysis and consideration of rules changes.

Mike and his wife, Nancy, have a daughter, Katherine Brown Blackburn, and a son, Paul H. Brown. Katie is the team's secretary-treasurer, and Paul works with scouting and personnel as well as joining Katie on the team's Board of Directors.

RIVERFRONT STADIUM

Riverfront Stadium is situated on a 48-acre site bounded by Pete Rose Way to the Ohio River and from Elm Street to Broadway.

The seating capacity when the field is in football configuration is 60,389.

The playing surface at Riverfront is AstroTurf.

Parking facilities on the immediate site will hold 4500 automobiles. Three parking decks, plus the plaza level, all 12 acre areas, completely surround the stadium.

Within a 12-block radius, there are 20,000 parking spaces.

A massive scoreboard, 20 feet high by 180 feet long, contains 24,000 lamps and is capable of displaying scores, messages and cartoons through a computer.

The stadium opened in 1970.

The largest crowd ever to assemble for a sporting event in Cincinnati was at Riverfront when 60,284 fans saw the Bengals and Cleveland Browns on October 17, 1971.



JOHN SAWYER **VICE-PRESIDENT**

John Sawyer was one of the founders of the Bengals. He put in many hours of hard work and thousands of miles of travel to bring the National Football League franchise to Cincinnati.

Sawyer, Paul Brown and Mike Brown represented Cincinnati in the many NFL meetings held prior to awarding the franchise. He attends NFL owners' meetings and played a part in the NFL realignment in 1970.

Sawyer is one of the Bengals' top fans. He has missed only four road trips with the Bengals since the team began playing in 1968.

He is president of J. Sawyer Co., a multi-faceted agricultural firm he developed. J. Sawyer Co. is one of the leading farm management and real estate brokerage firms in the Midwest.

He was inducted into the Ohio Agricultural Hall of Fame, Ohio's highest honor in the field of agriculture, in 1983.

Sawyer, who was a B17 pilot in World War II, was a pioneer in the aerial application of crop pesticides.

He is very active in charitable and civic endeavors and is vice president of fund-raising for Easter Seals, a social agency he became involved with through former Cincinnati quarterback Ken Anderson, who is now a member of the coaching staff. He's a member of the board of trustees of Children's Hospital, active with Springer School, Boy Scouts and the Episcopal Diocese of Southern Ohio.

Sawyer is a graduate of Princeton University and is the son of the late Charles Sawyer, former Secretary of Commerce. He and his wife, Ruth, live in Indian Hill and have four daughters, Anne Wetherill, Elizabeth Selnick, Catherine Ryall and Mary. They also enjoy nine grandchildren, John, Putnam, Meredith and Daniel Wetherill, William III and Anna Selnick, and Nicholas, Christina, Jonathan and Patrick Ryall.

NFL COMMISSIONERS AND PRESIDENTS

1920.....	Jim Thorpe, President
1921-39	Joe Carr, President
1939-41	Carl Storck, President
1942-46	Elmer Layden, Commissioner
1946-59	Bert Bell, Commissioner
1959-60	Austin Gunsel, President in the Office of the Commissioner
1960-89	Pete Rozelle, Commissioner
1989-present.....	Paul Tagliabue, Commissioner

CINCINNATI BENGALS ADMINISTRATIVE STAFF



PETE BROWN

ASSISTANT GENERAL MANAGER; DIRECTOR OF PLAYER PERSONNEL

Pete Brown is the architect of the Bengals' annual draft of college players. He supervises the year-round effort to prepare for the team's most important source of player talent.

Brown keeps tabs on the efforts of the Bengals' scouting staff from his Riverfront Stadium office, and also scouts players himself when time allows. In the 1980s, his draft selections led the team to two Super Bowls.

He added the role of Assistant General Manager in August, 1991. Brown is also among the club's owners, and is a member of the Board of Directors.

A graduate of Denison University, Brown is the son of football legend Paul Brown and the brother of Mike Brown, Bengals' president and general manager.



KATHERINE BLACKBURN

SECRETARY-TREASURER

Katie Blackburn joined the Bengals in October, 1991, following her graduation from the University of Cincinnati law school and a period of practicing law with the Cincinnati firm of Taft, Stettinius and Hollister.

Her role in the management of club affairs has grown steadily over the past three years, and it is expected that trend will continue in seasons to come. She was instrumental in the signing last May of Dan Wilkinson, the No. 1 overall choice in the NFL draft, and handles many high-profile contract negotiations on her own.

She is involved in all discussions of stadium affairs with the City of Cincinnati, and works with the team's radio and television affiliates.

She is the daughter of Mike Brown, Bengals President and General Manager. She received her bachelor's degree from Dartmouth.

Katie's husband, Troy, practices law for the Taft firm and works with club management on a wide range of NFL-related legal matters. The Blackburns have a daughter, Elizabeth, 2.



PAUL H. BROWN

ASST. SECRETARY/ASST. TREASURER SCOUTING/PLAYER PERSONNEL

Paul Brown enters his second full season in the Bengals' front office in 1994. He assists Pete Brown in the team's scouting effort, and also negotiates player contracts.

He was the lead negotiator last spring in the signing of safety Louis Oliver, the most widely touted unrestricted free agent signed by Cincinnati.

Brown is a graduate of Purcell High School in Cincinnati and Regis University in Denver, Colo. At Regis, he played varsity tennis and was a member of the debate team.

He is the son of Mike Brown, Bengals President and General Manager. He has been close to football all his life, beginning with the days when his grandfather, the late Paul E. Brown, was head coach as well as general manager of the Bengals.



DAVE SHULA **HEAD COACH**

Dave Shula is no longer the new kid on the NFL's head coaching block. The Bengals boss has 32 games under his belt, and he'd be the first to say they've added a few lines to his face.

But Shula still is the NFL's youngest head coach as he heads into his third Bengals season. Though this is his 13th year overall in NFL coaching, he turned 35 only last May 28.

A feeling of youthful enthusiasm — of barely having scratched the surface — marks the Shula administration. Though the Bengals show an 8-24 record the last two years, including 3-13 in 1993, this is no team with a loser's hangover. Shula has his troops looking confidently toward hitting their stride in 1994.

"It's a coach's job to keep people in it, and Dave did that last season — every week," says Bengals veteran Ken Moyer. "Win or lose, he'd say the same thing: 'All we can ask you to do is play as hard as you can.'"

The Bengals had their biggest free-agent signing season ever in preparation for '94, and the draft was headlined by the acquisition of super-prospect Dan Wilkinson of Ohio State. Shula's '93 Bengals, least-experienced team in the NFL, may have provided a sneak preview when they came off the canvas to post a 3-3 record over the final six weeks.

At season's end, Cincinnati Post sports columnist Paul Daugherty told his readers, "Shula never lost his players." Daugherty added:

"The best plays of the year were not made on the field, but in the meeting rooms and the press conferences, where Dave Shula was pulling hope from a hat."

Tim Sullivan, sports columnist for The Cincinnati Enquirer, said this in his season summation:

"Among the most difficult chores in coaching is to motivate players who can see no tangible reward. This Shula was able to do ... Better teams have unraveled under less trying conditions, but these Bengals were knit remarkably tight."

Shula was named Bengals coach Dec. 27, 1991, taking over a team that had unexpectedly run out of top personnel after making two playoffs and a Super Bowl from 1988-90.

"I don't enjoy losing, but I enjoy the job," Shula says. "I enjoy the challenge of trying to right the ship."

Last season, that challenge included keeping the team focused when the cause could easily have seemed lost.

"You get up in the front of the (meeting) room, and your staff and players are looking at you," Shula says. "They don't want to see a dog-faced, feeling-sorry-for-himself guy up there. They want to see a guy that's trying to find some way to help them get out of the situation they're in."

"You may not have every answer, but you have to come across as if you're looking to find them."

Linebacker Steve Tovar, one of the Bengals rookies who bloomed late last season, credits Shula for his straightforward approach with young players.

CINCINNATI BENGALS COACHING STAFF

SHULA(Cont.)

"He was consistent in his coaching," Tovar says. "The honesty part was real important. He's not going to tell you what you want to hear. He's going to tell you the truth."

Mike Brown, Bengals general manager, signed Shula last December to a contract extension through 1996.

"Dave has done a good job under trying circumstances," Brown said. "Sometimes you can judge a person better when things don't go well than when they do well. During these tough times, Dave has never wavered."

Shula has revised and intensified the Bengals' off-season workout program, and has surrounded himself with quality assistants. Two of those, offensive coordinator Bruce Coslet and wide receivers coach Richard Williamson, are former NFL head coaches themselves.

Eldest son of Don Shula, the winningest coach in NFL history, Dave was 32 when he accepted the Cincinnati job. He was the second-youngest man in the NFL's modern era to become a head coach, older only than Harland Svare, who was 31 when named Los Angeles Rams coach in 1962.

Dave Shula was offered the Philadelphia Eagles head coaching job in 1986, when he was only 26. He declined.

Don Shula was 33 when he first took the head coaching reins in Baltimore. Don and Dave are the first father-son combination to be head coaches in the NFL at the same time. When Dave's Bengals meet Don's Dolphins at Riverfront Stadium on Oct. 2, 1994, it will mark the first father-son head coaching matchup in North American major league sports history.

"I'm looking forward to it," Dave says. "I'm glad we have them here in the Jungle. It will be exciting."

Though Shula worked as an assistant under his father for seven seasons, his experience in football dates to his earliest recollections.

"I grew up around the game," Dave says. "I was always interested in what I was doing around the game. I paid attention."

MORE ON DAVE SHULA:

COACHING EXPERIENCE: Joined Miami Dolphins in 1982 as an offensive assistant ... Promoted to assistant head coach in 1988 ... Was offensive coordinator and quarterbacks coach for Dallas in 1989-90 before joining Bengals in 1991 as receivers coach. Named the sixth head coach in Bengals history on Dec. 27, 1991.

PLAYING EXPERIENCE: Outstanding wide receiver at Dartmouth, where he was a two-time All-Ivy League selection. Signed with Baltimore Colts as free agent in August, 1981. Played in 1981 as wide receiver and kick returner. Released by Colts in August, 1982.

PERSONAL: Born May 28, 1959, at Lexington, Ky. ... Attended Chaminade HS in Hollywood, Fla. ... Son of Don Shula, Miami Dolphins head coach, and brother of Mike Shula, Chicago Bears assistant coach ... Holds degree from Dartmouth in history and educational studies ... Married (wife Leslie) with three sons (Daniel 11, Christopher 8, and Matthew 5) ... Full name is David Donald Shula.

CINCINNATI BENGALS COACHING STAFF



BRUCE COSLET **OFFENSIVE COORDINATOR**

One of the most successful assistant coaches in Bengals history, Bruce Coslet rejoins the club as offensive coordinator for the 1994 season.

Coslet, 47, was head coach of the New York Jets from 1990 through 1993. He was on the Bengals' staff from 1981 through 1989, including 1986-89 as offensive coordinator.

During Coslet's prior term as offensive coordinator, the Bengals twice had the NFL's No. 1-ranked offense (1986, 1988), twice had the league's top-ranked rushing attack (1988-89), and three times led the AFC in total offense (1986, 1988 and 1989).

With the Jets, Coslet oversaw an offense that finished in the NFL's top 10 two of the last three years.

"Bruce has a proven offensive track record in the NFL, both in New York and Cincinnati, and I'm pleased he has decided to join our staff," said Bengals head coach Dave Shula.

"This should be a smooth transition, because of Bruce's knowledge of the game and because our offensive system is so similar to the Jets'."

Coslet will install an attack with a wider range of options than the 1993 Bengals possessed.

"Bruce's system is great," says quarterback David Klingler. "It's going to put receivers into position to make big runs after the catch. We'll be more diverse. It's an offense that puts you in position to succeed."

Says Coslet:

"I'm happy to be back with the Bengals, and grateful for the opportunity. I hope I can come and contribute something right away. I know all the coaches are on the same page. We all want this team to get better."

Coslet's wife, Kathy, is a Cincinnati native. They have two children, son J.J. 19 and daughter Amy 17.

Coslet's birthdate is Aug. 5 1946. He's a native of Oakdale, Calif., and was a football standout at Joint High.

PLAYING AND COACHING HISTORY — 1965-67: Tight end at University of the Pacific. **1969-76:** Pro tight end, Bengals. **1980:** Assistant coach (AC), 49ers. **1982-1989:** AC, Bengals. **1990-93:** New York Jets head coach. **1994:** Rejoins the Bengals as offensive coordinator.

BLAST FROM THE PAST

The game won't be played at Nippert Stadium, but the Bengals will do their best to spark some memories when they host the New England Patriots on Sept. 18.

In conjunction with the celebration of the NFL's 75th anniversary, the Bengals will wear their original, 1968-style uniforms in the game. It's part of "Throwbacks Day," on which NFL home teams around the league will wear vintage duds.

From 1968-80, the Bengals wore orange helmets with "Bengals" in block letters on each side. The jersey was black, with sleeves emblazoned with one orange stripe between two white stripes. The pants were white, with one orange stripe between two black ones down the side.

CINCINNATI BENGALS COACHING STAFF



LARRY PECCATIELLO **DEFENSIVE COORDINATOR**

An experienced staff leader with proven skills at stopping the run, Larry Peccatiello joins the Bengals in 1994 as defensive coordinator.

Head coach Dave Shula has targeted improvement against the run as the defense's prime directive. In Peccatiello, he gets a coach whose defenses ranked in the NFL's top 10 against the run for eight of the last 10 years.

Peccatiello was Redskins linebackers coach in 1981-82, defensive coordinator from 1983-92, and assistant head coach in 1993. Washington went to four Super Bowls during his tenure as defensive coordinator, and won three world championships.

"Number one, you have to stop the run," Peccatiello says. "You want to make your opponent one-dimensional. Then you go after the quarterback."

"If you're not capable of getting pressure with four linemen, you have to find other ways to do it."

Dave Shula, Bengals head coach, knew Peccatiello's work after serving two seasons (1989-90) on the offensive staff of the Dallas Cowboys.

"I chose Larry because I wanted a pressure-oriented style of defense that would take pride in attacking the offense," says Shula. "I want to be able to dictate to the offense what they can do, based on the way our defense lines up."

The Bengals played the Redskins in 1985, 1988 and 1991. Each time, general manager Mike Brown was impressed by Washington's work against the no-huddle offense of Sam Wyche and Boomer Esiason.

"The Redskins were able to figure that out when others didn't," Brown says. "And Larry Peccatiello was a key person in their hierarchy."

Peccatiello is installing a true 4-3 defense in the recent mold of NFC power teams. The Bengals will feature a true middle linebacker for the first time since the early '80s. The nose tackle position will no longer be seen on the depth chart, as two defensive tackle positions will be used instead.

Peccatiello's birthday is Dec. 21, 1935. He was born in Newark N.J., where attended Barringer HS, and he was inducted last spring into the Newark Hall of Fame. He served as a lieutenant in the 101st Airborne Division and holds a masters degree in education. He and his wife, Betsy, have four children: Teri, 34; Arnie, 33; Kathy, 31; and Marcia, 29.

PLAYING AND COACHING HISTORY – 1955-58: Played receiver at William and Mary. **1961-68:** Assistant coach (AC), William and Mary. **1969-70:** AC, Navy. **1971:** AC, Rice. **1972-75:** AC, Houston Oilers. **1976-80:** AC, Seattle Seahawks. **1981-93:** AC, Washington Redskins. **1994:** Joins Bengals as defensive coordinator.

CINCINNATI BENGALS COACHING STAFF



PAUL ALEXANDER **TIGHT ENDS**

The NFL watched with interest the last two years as Johnny Mitchell of the New York Jets developed into one of the league's best tight ends. Now, the Bengals have the coach who tutored Mitchell, and are anxious to see him work with another top prospect in second-year tight end Tony McGee.

Paul Alexander comes to Cincinnati with two years of valuable experience in New York under Bruce Coslet, now Bengals offensive coordinator. He understands the system, as well as how to handle talented young players.

He's a product of distinguished teachers. Before joining Coslet, he coached under Joe Paterno at Penn State and Bo Schembechler at Michigan. He also was offensive line coach at Central Michigan, a school whose head coach, Herb Deromedi, ranks with Paterno and Schembechler among the top 10 winningest coaches in NCAA Division I history.

In three of Alexander's five seasons at CMU, the offensive line paved the way toward Mid-American Conference rushing titles.

"The players Paul has worked with have been very successful, and that's obviously a big measure in assessing a coach," says Bengals head coach Dave Shula. "And because of his association with Bruce (Coslet), he's going to know the intricacies of what Bruce wants to do better than the rest of us."

Alexander's birthdate is Feb. 12, 1960. He's a native of Rochester, N.Y., where he attended Cardinal Mooney High School. He was an academic All-American at Cortland State (NY) and holds a master's degree in physiology from Penn State. He and his wife, Kathy, have a daughter, Mary Beth, 4.

PLAYING AND COACHING HISTORY - 1978-81: Played tackle at Cortland State. **1982-84:** Assistant coach (AC), Penn State. **1985-86:** AC, Michigan. **1987-91:** AC, Central Michigan. **1992-93:** AC, New York Jets. **1994:** Joins Bengals.



JIM ANDERSON **RUNNING BACKS**

Jim Anderson, with the third-longest tenure of service on the Bengals staff, has directed running backs who ranked among the NFL's top 10 in yardage six of the last eight years.

Anderson's troops won NFL rushing titles in 1988 and '89, and copped an AFC rushing championship in '86. From 1986 through 1990, the Bengals finished 2-4-1-1-5 in league rushing.

James Brooks, Cincinnati's all-time leading rusher, blossomed under Anderson. Both came to the Bengals in 1984. Brooks set a Bengals record with 1,239 yards in 1989, and Harold Green, another Anderson pupil, had the runner-up total of 1,170 yards in 1992.

Anderson also oversaw the brief but spectacular career of Ickey Woods, which was derailed by a 1989 knee injury.

CINCINNATI BENGALS COACHING STAFF

ANDERSON, JIM(Cont.)

"Jim knows how to get production out of top players," says Bengals head coach Dave Shula, "and that includes teaching the little things that are really big things — like holding onto the ball."

The Bengals lost only nine fumbles last year, third-best mark in the NFL.

Anderson's birthdate is March 27, 1948. He was born in Harrisburg, Pa. Jim and his wife, Marcia, have a son, Derek, 19.

PLAYING AND COACHING HISTORY — 1967-70: Linebacker-defensive end at Cal Western (U.S. International). **1970-71:** Assistant coach (AC), Cal Western. **1973:** AC, Scottsdale (Ariz.) Community College. **1974-75:** AC, Nevada-Las Vegas. **1976-80:** AC, Southern Methodist. **1980-83:** AC, Stanford. **1984-94:** AC, Bengals.



KEN ANDERSON **QUARTERBACKS**

With a career passing performance that dominates the Bengals record book, Ken Anderson took his first coaching job in 1993. He ended a seven-year stint as a sportscaster by signing on as Cincinnati's quarterbacks coach.

What Anderson may lack in coaching experience, he has more than made up for in hard work and first-hand knowledge of the pro passing game.

"Ken knows what it takes in terms of work," says Bengals head coach Dave Shula, "and when he walks into a room, even if he doesn't say word, he commands a lot of respect from young football players. The way he played the game (five Pro Bowls, one MVP award) says a lot right there."

Bengals quarterback David Klingler was an Anderson fan as a youngster, particularly when Anderson led the Bengals into Super Bowl XVI.

"I only had two autographs as a kid — Nolan Ryan's and Kenny Anderson's," Klingler says. "With Kenny as my coach, I like the idea that he's been there (in the games). There's not going to be a situation I face that he hasn't seen."

Anderson played 16 seasons in a Bengals uniform (1971-86), most in franchise history. He leads the club in career completions (2,654), passing yards (32,838) and touchdown passes (197). His career computer passing rating of 81.9 is the highest in Bengals history and the No. 11 mark in NFL history. He holds the NFL record for highest completion percentage in a season — 70.55 in 1982.

Anderson's birthdate is Feb. 15, 1949. He was born in Batavia, Ill. Ken and his wife, Bonnie, have a son, Matt, 19, and two daughters, Megan, 15, and Molly, 11.

PLAYING AND COACHING HISTORY — 1967-70: Played quarterback at Augustana (Ill.). **1971-86:** Pro quarterback, Bengals. **1993-94:** Assistant coach, Bengals.

ATTENDANCE RECORDS

The largest crowd to watch a football game at Riverfront Stadium was 60,284 for the Cincinnati-Cleveland game on October 17, 1971.

The single season attendance record for the Bengals in Riverfront Stadium is 473,288 in 1990.

CINCINNATI BENGALS COACHING STAFF



MARV BRADEN **SPECIAL TEAMS**

Marv Braden knows special teams, and his employment record proves it. He enters his 18th consecutive season as an NFL special teams coach, having started with Denver in 1977 and served terms with the Chargers and Cardinals before joining the Bengals in 1990.

Braden has coached 13 Pro Bowl players who were special teams-related. He also has guided the development of two of the NFL's better current kickers, Lee Johnson and Doug Pelfrey of the Bengals.

He has brought an aggressive philosophy and pride in special teams play to Cincinnati. No visitor to the Bengals' practice complex could long harbor the misconception that "teams," as Braden calls them, are merely an afterthought for this coaching staff.

"Marv gets a lot out of players not only as a teacher, but as a motivator," says Bengals head coach Dave Shula, "and you've got to be a motivator to be a good special teams coach. I've been impressed since my first days on this staff with the way he works."

Four times from 1977-85, Braden's special teams units ranked first overall in the NFL in comprehensive team rankings. It happened in Denver in 1977 and '79, and in San Diego in 1982 and '85.

Braden's birthdate is Jan. 25, 1938. He's a native of Kansas City, Mo. He and his wife, Becky, have a married daughter — Janice Bartkowski — and became grandparents this past January.

PLAYING AND COACHING HISTORY — 1956-59: Played LB for SW Missouri State. **1963-66:** Assistant coach (AC), Parsons. **1967-68:** Head coach at NE Missouri State. **1969-72:** Head coach at Cal Western (U.S. International). **1973:** AC, Iowa State. **1974-75:** AC, Southern Methodist. **1976:** AC, Michigan State. **1977-80:** AC, Denver Broncos. **1981-85:** AC, San Diego Chargers. **1986-89:** AC, Phoenix Cardinals. **1990-94:** AC, Bengals



BOBBY DePAUL **DEFENSIVE ASSISTANT**

A trusted lieutenant of Larry Peccatiello the last five seasons in Washington, Bobby DePaul accompanies Peccatiello to Cincinnati to work with the defensive line and to serve as administrative assistant for the defensive staff.

A fiery coach on the field, DePaul turns cerebral inside the office. He's on the cutting edge of computer technology in the coaching profession, and will work to coordinate day-to-day operations as well as preparing scouting reports on upcoming opponents for the defensive staff.

"Bobby and 'Pec' speak the same language, and that's going to be important," says Bengals head coach Dave Shula. "Whenever we need to make adjustments, during a game or between games, we know those two are going to be on the same page."

DePaul played linebacker for two years at Maryland before a knee injury in the 1984 spring game cut short his career. He played there for Bobby Ross, current head coach of the Chargers.

CINCINNATI BENGALS COACHING STAFF

DePAUL(Cont.)

DePaul's birthdate is Jan. 29, 1963. He was born in Cheverly, Md., and grew up in Bowie, Md. He attended Carroll HS in Washington, D.C. where he played fullback and linebacker on a team that lost only once during his three-year varsity career. Bobby and his wife, Lisa, have a daughter, Ariel, 1.

PLAYING AND COACHING HISTORY – 1982-83: Played linebacker at Maryland. **1986-88:** Assistant coach (AC), Catholic University. **1989-93:** AC, Washington Redskins. **1994:** Joins Bengals.



JIM McNALLY **OFFENSIVE LINE**

The dean of Bengals position coaches in years of service, Jim McNally carries a well-established reputation as one of the NFL's top offensive line tacticians.

"We've been fortunate to have a coach with Jim's combination of ability and loyalty to the organization," says general manager Mike Brown. "We know he's been courted by other teams in the past, and for good reason."

McNally enters his 15th Bengals season in 1994, having worked under head coaches Forrest Gregg and Sam Wyche before joining the staff of Dave Shula.

For 13 years McNally was the tutor of Anthony Munoz, widely rated as the top offensive lineman in NFL history. Munoz was a first-round Bengals draft pick in 1980 – McNally's first season – but the coach also has earned much recognition for his work in developing "longshot" players.

Two of those longshots – ninth-round draftee Bruce Kozerski and seventh-rounder Joe Walter – have been bulwarks of the Bengals' offensive line since well before Super Bowl XXIII. Undrafted free agent Kevin Sargent became a rookie starter at tackle for the Bengals before falling victim to an injury last season, and Ken Moyer – an undrafted free agent out of Toledo – is a starting center candidate in this, his fifth Cincinnati season. McNally's lines paved the way for NFL rushing championships for the Bengals in 1988 and '89, and Cincinnati won the AFC rushing title in '86. From 1986 through 1990, the Bengals finished 2-4-1-1-5 in NFL rushing.

McNally's birthdate is Dec. 13, 1943. He's a native of Buffalo, N.Y. He's a member of the University of Buffalo Hall of Fame, and is known nationwide for his clinics on offensive line coaching. He and his wife, Carolyn, have three children: Jenny, 23, Betsy, 20 and Jon, 19.

PLAYING AND COACHING HISTORY – 1961-65: Played guard at University of Buffalo. **1966-69:** Assistant coach (AC), University of Buffalo. **1973-75:** AC, Marshall. **1976-78:** AC, Boston College. **1979:** AC, Wake Forest. **1980-94:** AC, Bengals.

CINCINNATI BENGALS COACHING STAFF



RON MEEKS DEFENSIVE SECONDARY

A hands-on coach toughened by five years' experience as a pro player in Canada, Ron Meeks was the point man in a much-improved performance by the Bengals' secondary in 1993.

"Ron has been responsible for a lot of the improvement in our cornerback position," says Bengals general manager Mike Brown. "We had experienced some real problems there, but this past season cornerback was one of our stronger areas of play."

Meeks' work on techniques of playing the ball helped cornerback Rod Jones to perhaps his finest season. Free agent corner signee Mike Brim had a fine season under Meeks, and the aggressive coach continued the development of Darryl Williams into arguably the NFL's premier young safety.

Statistically, the Bengals improved from 25th to 2nd in the NFL pass defense rankings from 1992 to '93.

"We're very comfortable with Ron in charge of our secondary," says Bengals head coach Dave Shula. "He hadn't coached a position on his own at the pro level when he first came here, but he's proven he's ready to handle it."

Meeks' birthdate is Aug. 27, 1954. He's a native of Jacksonville, Fla., where he attended Robert E. Lee HS. He holds a degree in journalism from Arkansas State.

COACHING AND PLAYING HISTORY — 1975-76: Played defensive back for Arkansas State. **1977-79:** Played DB for Hamilton Tiger-Cats (CFL); also played for Ottawa Rough Riders (CFL) in '79. **1980-81:** Played DB for Toronto Argonauts (CFL). **1984-85:** Assistant coach (AC), Arkansas State. **1986-87:** AC, Miami (Fla.). **1988:** AC, New Mexico State. **1989-90:** AC, Fresno State. **1991:** AC, Dallas Cowboys. **1992:** Joined Bengals.



JOE PASCALE LINEBACKERS

A veteran of 26 years in coaching — in the college ranks and in three pro leagues — Joe Pascale brings his track record for developing linebackers to the Bengals' staff in 1994.

Pascale spent the last eight seasons on the defensive staff of the Phoenix Cardinals. Phoenix linebackers Ken Harvey and Freddie Joe Nunn combined for 16 sacks last season, and over the past six years, they've combined for 92.5 quarterback traps.

Before coming to the Cardinals, Pascale coached six years in the Canadian Football League and United States Football League. His teams made the playoffs in each of those six years.

"I've been aware of Joe as a fine coach for some time," says Bengals head coach Dave Shula. "When I first got the job here (in 1992), I talked with him about joining the staff."

"He ended up staying in Phoenix, but when things opened up out there again, I contacted him again. He has coached players who have been very productive, and he's knowledgeable in many different schemes."

Pascale's birthdate is April 4, 1946. He's a native of New York City. He has earned bachelor's and master's degrees in education

CINCINNATI BENGALS COACHING STAFF

PASCALE(Cont.)

from the University of Connecticut, and also completed an advanced graduate curriculum in education administration at Connecticut. Joe and his wife, Lucille, have a son, Joseph, 17.

PLAYING AND COACHING HISTORY — 1963-66: Played linebacker at Univ. of Connecticut. **1967-68:** Assistant coach (AC), Connecticut. **1969-73:** AC, Rhode Island. **1974-75:** AC, Idaho State. **1976:** Head coach at Idaho State. **1977-79:** AC, Princeton. **1980-81:** AC, Montreal Alouettes (CFL). **1982-83:** AC, Ottawa Rough Riders (CFL). **1984-85:** AC, New Jersey Generals (USFL). **1986-93:** AC, St. Louis/Phoenix Cardinals. **1994:** Joins Bengals.



JOE WESSEL DEFENSIVE LINE

A longtime friend and respected associate of Bengals head coach Dave Shula, Joe Wessel makes his NFL coaching debut this season. He comes to Cincinnati from a college playing and coaching career marked by consistent success.

Wessel was a player on three bowl teams with Florida State, and coached in six bowls while on the staffs at Louisiana State and Notre Dame. He becomes Bengals defensive line coach after coaching the defensive secondary at Notre Dame in 1993, but in 1992, he was defensive ends coach for an Irish squad that produced NFL players in Karmeeleyah McGill of the Bengals and Devon McDonald of the Indianapolis Colts.

"Joe's had great experience with two of the better college programs in the nation, and I've seen the results of what he's done as a coach," says Dave Shula. "We've known each other for years. We both grew up around the same time in Miami. We've never coached or played together, but we stayed in touch and followed each other's careers."

As a Florida State player, Wessel set an NCAA record for most blocked punts returned for touchdowns with two against Arizona State and three overall during the 1984 season. Several publications named him the All-America special teams player of the year. He came to Florida State as a quarterback, but became starting free safety by the beginning of his junior season.

Wessel's birthdate is Jan. 5, 1962. He is a graduate of Pace High in Miami, and he holds a degree in business from Florida State. He spent the 1979-80 school year at Fork Union (Va.) Military Academy, where he starred in football and baseball.

He is married to the former Mary Gayle Hamilton of Baton Rouge, La.

PLAYING AND COACHING HISTORY — 1981-84: Played quarterback and free safety at Florida State. **1985-90:** Assistant coach (AC), Louisiana State. **1991-93:** AC, Notre Dame. **1994:** Joins Bengals.

CINCINNATI BENGALS COACHING STAFF



RICHARD WILLIAMSON **WIDE RECEIVERS**

A former NFL head coach with 31 years experience in the profession, Richard Williamson is a congenial but firm taskmaster for Cincinnati's wide receivers.

The Alabama native was a pupil of legendary coach Paul "Bear" Bryant — both as a player and as one of Bryant's assistant coaches.

"Coach Bryant was a strict disciplinarian. He ingrained that in me and it's something I still believe in strongly," Williamson says.

But Cincinnati receivers know that when Williamson makes a point, the barb will be accompanied by a touch of humor and delivered with appropriate timing.

"I've learned you can't just hammer players all the time," Williamson says. "You have to hammer on them some, but you also have to pat them on the back once in a while. Otherwise, they'll tune you out because they'll think they're never going to please you."

Williamson came to the Bengals in 1992 from Tampa Bay, where his five-year stint included the head coaching job for the last three games of 1990 and the entire '91 season. He also was head coach for six years at Memphis State University, twice earning honors as Southern Independent Coach of the Year.

Williamson's resume as a receivers coach includes Pro Bowl players in 1984 (Kansas City's Carlos Carson) and 1989 (Tampa Bay's Mark Carrier). Williamson was Kansas City's receivers coach when Stephone Page set an NFL record with 305 yards receiving in one game, and two of his Tampa players — Bruce Hill in 1988 and Carrier in '89 — were named Bucs' Most Valuable Players.

Williamson's birthdate is April 13, 1941. His hometown is Fort Deposit, Ala. Richard and his wife, Norma, have two children — Rich, 28, and Caroline, 26.

PLAYING AND COACHING HISTORY — 1961-62: Played wide receiver at Alabama. **1963-67:** Assistant coach (AC), Alabama. **1968-69:** AC, Arkansas. **1970-71:** AC, Alabama. **1972-74:** AC, Arkansas. **1975-80:** Head coach at Memphis State. **1983-86:** AC, Chiefs. **1987-1990:** AC, Tampa Bay Bucs. **1990-91:** Head coach of Tampa Bay Bucs. **1992:** Joined Bengals.

STILL A BENGAL

Anthony Munoz will be watching mostly NFC football this season, having signed with Fox as a network analyst. But the 13-year Bengals veteran, arguably the greatest offensive lineman in NFL history, still lives in Cincinnati and visits the Bengals practice facility regularly.

This past spring, at the urging of Bengals line coach Jim McNally, Munoz visited voluntary workouts to help coach Eric Moore, Cincinnati's new starting left tackle.

"When you have an asset like Anthony around town, you use it whenever you can," said Bengals coach Dave Shula.

CINCINNATI BENGALS COACHING STAFF



KIM WOOD **STRENGTH**

Entering his 20th season with the Bengals, Kim Wood is the dean of NFL strength and conditioning coaches.

A hard-driving coach who still maintains an easy rapport with his players, Wood has set up strength and conditioning programs for a number of NFL teams.

He is known nationwide for his outspoken pleas against the use of steroids in strength training. The Bengals' training program was aggressively steroid-free long before official sanctions against the drugs became a nationwide norm.

Wood has seen many of his athletes perform impressive feats in the weight room, but that's not his goal.

"We train very hard, but we're not training our people to be weight lifters or power lifters," Wood says. "We always keep the perspective that we're working with these guys to be the best football players they can be."

An outstanding running back at the University of Wisconsin during his college days, Wood has also been connected with Hammer Strength corporation, a leading strength and training equipment manufacturer.

Wood's birthdate is July 12, 1945. His hometown is Barrington, Ill. He has four children: John, 14, twin daughters Becky and Alyssa, 12, and Jacqueline, 10.

PLAYING AND COACHING HISTORY — 1965-68: Played running back at Wisconsin. **1975:** Joined Bengals.

COVERING THE BENGALS

PRESS BOX

Located on Riverfront Stadium's south side, the press box is serviced by an elevator from ground level. The press box has services and booths for newspapers, television and radio. There are two darkrooms for wire service transmission.

CREDENTIALS

Contact either Jack Brennan or Inky Studley as early as possible for credentials. Credentials can be mailed in advance when possible. If not, credentials can be picked up on game day at Press Will Call — Gate 9 on the Plaza Level at Riverfront Stadium. The Press Will Call window will be open three hours prior to game time. Please do not request credentials for non-workers. Photographers please specify field or upper level. Credentials are not transferable.

SCOUTS

Please contact the Bengals public relations office for credentials.

CINCINNATI BENGALS ADMINISTRATIVE STAFF



BILL CONNELLY
Business Manager



ALLAN HEIM
Public Relations



JACK BRENNAN
Public Relations



JAY REIS
Accountant



FRANK SMOUSE
Assistant Director
Player Personnel



JIM LIPPINCOTT
Scouting/Personnel



JOHN MURDOUGH
Consultant



AL DAVIS
Video Director



DAVE SLYBY
Video Assistant
Public Relations



BILL JOHNSON
Consultant



PAUL KELLY
Ticket Manager



HOWARD WHITSON
Security

CINCINNATI BENGALS ADMINISTRATIVE STAFF



TOM GRAY
Equipment Manager



PAUL SPARLING
Trainer



ROB RECKER
Assistant Trainer



EARL BIEDERMAN
Personnel Scout



FRANK UIBLE
Personnel Scout




CHARLOTTE JACOBS
Ben-Gals Director



JERRY ELAM
Security





SECTION 2:

THE PLAYERS

'94 CINCINNATI BENGALS VETERAN ROSTER (ALPHABETICAL)

NO	NAME	POS	HT	WT	BIRTH DATE	NFL EXP	COLLEGE	HOW ACQ
42	BALL, ERIC	RB	6-2	220	7/1/66	6	UCLA	D2'89
21	BENJAMIN, RYAN	RB	5-7	183	4/23/70	2	Pacific	CFA'93
60	BRADLEY, CHUCK	T	6-5	296	4/9/70	2	Kentucky	W(Hou)'93
58	BRAXTON, DAVID	LB	6-2	240	5/25/65	6	Wake Forest	UFA(Ari)'94
65	BRILZ, DARRICK	G	6-3	287	2/14/64	8	Oregon State	UFA(Sea)'94
43	BRIM, MIKE	CB	6-0	192	1/23/66	7	Virginia Union	UFA(Jet)'93
33	BROUSSARD, STEVE	RB	5-7	201	2/22/67	5	Washington St.	FA'94
72	BRUMFIELD, SCOTT	T	6-8	320	8/19/70	2	BYU	CFA'93
32	CARPENTER, RON	S	6-1	188	1/20/70	2	Miami (Ohio)	W(Minn)'93
92	COPELAND, JOHN	DT	6-3	286	9/20/70	2	Alabama	D1'93
44	FENNER, DERRICK	RB	6-3	228	4/6/67	6	N. Carolina	PB(Sea)'92
50	FRANCIS, JAMES	LB	6-5	252	8/4/68	5	Baylor	D1'90
97	FRIER, MIKE	DT	6-5	299	3/20/69	3	Appalachian St.	W(Sea)'92
47	FRISCH, DAVID	TE	6-7	260	6/22/70	2	Colorado	CFA'93
24	GRANT, ALAN	CB	5-10	187	10/1/66	5	Stanford	W(SF)'93
28	GREEN, HAROLD	RB	6-2	222	1/29/68	5	S. Carolina	D2'90
27	GUNN, LANCE	S	6-3	222	1/9/70	2	Texas	D7'93
98	HINKLE, GEORGE	DT	6-5	288	3/17/65	7	Arizona	FA'93
12	HOLLAS, DON	QB	6-3	215	11/22/67	3	Rice	D4'91
71	HOWE, GARRY	NT	6-1	298	6/20/68	3	Colorado	FA'93
68	JOHNSON, DONNELL	T	6-7	310	12/24/69	2	Johnson C. Smith	CFA'93
11	JOHNSON, LEE	P/K	6-2	200	11/27/61	10	BYU	W(Clev)'88
55	JOHNSON, JOHN	LB	6-3	230	5/8/68	4	Clemson	W(SF)'94
66	JONES, DAN	T	6-7	298	7/22/70	2	Maine	CFA'93
25	JONES, ROD	CB	6-0	185	3/31/64	9	SMU	TR (TB)'90
7	KLINGLER, DAVID	QB	6-2	205	2/17/69	3	Houston	D1'92
64	KOZERSKI, BRUCE	G	6-4	287	4/2/62	11	Holy Cross	D9'84
69	KRUMRIE, TIM	NT	6-2	274	5/20/60	12	Wisconsin	D10'83
56	MCDONALD, RICARDO	LB	6-2	235	11/8/69	3	Pittsburgh	D4'92
85	MCGEE, TIM	WR	5-10	183	8/7/64	9	Tennessee	FA'94
82	MCGEE, TONY	TE	6-3	246	4/21/71	2	Michigan	D2'93
59	MCGILL, KARMEELEYAH	LB	6-3	224	1/11/71	2	Notre Dame	CFA'93
36	MILES, OSTELL	RB	6-0	236	8/6/71	3	Houston	D9'92
62	MOORE, ERIC	G	6-5	290	1/21/65	7	Indiana	UFA(Gia)'94
73	MOYER, KEN	T	6-7	297	11/19/66	5	Toledo	CFA'89
29	OLIVER, LOUIS	S	6-2	224	3/9/66	6	Florida	UFA(Mia)'94
93	PARTEN, TY	NT	6-4	272	10/13/69	2	Arizona	D3a'93
9	PELFREY, DOUG	PK	5-11	185	9/25/70	2	Kentucky	D8'93
80	PICKENS, CARL	WR	6-2	206	3/23/70	3	Tennessee	D2'92
89	QUERY, JEFF	WR	6-0	165	3/7/67	6	Millikin	W(Hou)'92
88	REMBERT, REGGIE	WR	6-5	200	12/25/66	3	W. Virginia	FA'94
81	ROBINSON, PATRICK	WR	5-8	176	10/3/69	2	Tennessee St.	W(Hou)'93
87	SADOWSKI, TROY	TE	6-5	250	12/8/65	5	Georgia	UFA(Jets)'94
77	SARGENT, KEVIN	T	6-6	284	3/31/69	3	E. Washington	CFA'92
10	SCHROEDER, JAY	QB	6-4	215	6/28/61	11	UCLA	UFA(Rai)'93
74	SCOTT, TOM	T	6-6	330	6/25/70	2	East Carolina	D6'93
90	SHAW, ERIC	LB	6-3	248	9/17/71	3	Louisiana Tech	D12'92
22	SIMMONS, MARCELLO	CB	6-1	180	8/8/71	2	SMU	D4'93
84	STEGALL, MILT	WR	6-0	184	1/25/70	3	Miami (Ohio)	CFA'92
53	STEPHENS, SANTO	LB	6-4	232	6/16/69	2	Temple	W(KC)'94
96	STUBBS, DANIEL	DE	6-4	264	1/3/65	7	Miami (Fla.)	W(Dal)'91
49	THOMASON, JEFF	TE	6-4	233	12/30/69	3	Oregon	CFA'92
48	THOMPSON, CRAIG	TE	6-2	244	1/13/69	3	N. Carolina A&T	D5'92
51	TOVAR, STEVE	LB	6-3	244	4/25/70	2	Ohio State	D3'93
34	VINSON, FERNANDUS	S	5-10	197	11/3/68	4	N.C. State	D7'91
63	WALTER, JOE	T	6-7	292	6/18/63	10	Texas Tech	D7a'85
37	WHEELER, LEONARD	CB	5-11	189	1/15/69	3	Troy State	D3'92
94	WILLIAMS, ALFRED	LB	6-6	240	11/6/68	4	Colorado	D1'91
31	WILLIAMS, DARRYL	S	6-0	191	1/7/70	3	Miami (Fla.)	D1a'92

UFA - Unrestricted Free Agent

FA - Veteran Free Agent (Released)

CFA - College Free Agent

'94 CINCINNATI BENGALS VETERAN ROSTER (NUMERICAL)

NO	NAME	POS	HT	WT	NFL EXP	COLLEGE	'93 G/S
7	DAVID KLINGLER	QB	6-2	205	3	Houston	14/13
9	DOUG PELFREY	PK	5-11	185	2	Kentucky	15/0
10	JAY SCHROEDER	QB	6-4	215	11	UCLA	9/3
11	LEE JOHNSON	P-K	6-2	200	10	Brigham Young	16/0
12	DON HOLLAS	QB	6-3	215	3	Rice	0/0
21	RYAN BENJAMIN	RB	5-7	183	2	Pacific	1/0
22	MARCELLO SIMMONS	CB	6-1	180	2	SMU	16/2
24	ALAN GRANT	CB	5-10	187	5	Stanford	12/1
25	ROD JONES	CB	6-0	185	9	SMU	16/16
27	LANCE GUNN	S	6-3	222	2	Texas	8/8
28	HAROLD GREEN	RB	6-2	222	5	South Carolina	15/15
29	LOUIS OLIVER	S	6-2	224	6	Florida	11/11
31	DARRYL WILLIAMS	S	6-0	191	3	Miami (Fla.)	16/16
32	RON CARPENTER	S	6-1	188	2	Miami (Ohio)	13/0
33	STEVE BROUSSARD	RB	5-7	201	5	Washington State	8/0
34	FERNANDUS VINSON	S	5-10	197	4	N.C. State	16/7
36	OSTELL MILES	RB	6-0	236	3	Houston	15/2
37	LEONARD WHEELER	CB	5-11	189	3	Troy State	16/3
42	ERIC BALL	RB	6-2	220	6	UCLA	15/1
43	MIKE BRIM	CB	6-0	192	7	Virginia Union	16/16
44	DERRICK FENNER	RB	6-3	228	6	North Carolina	15/15
47	DAVID FRISCH	TE	6-7	260	2	Colorado State	11/2
48	CRAIG THOMPSON	TE	6-2	244	3	N. Carolina A&T	13/0
49	JEFF THOMASON	TE	6-4	233	3	Oregon	3/0
50	JAMES FRANCIS	LB	6-5	252	5	Baylor	14/12
51	STEVE TOVAR	LB	6-3	244	2	Ohio State	16/9
53	SANTO STEPHENS	LB	6-4	232	2	Temple	16/0
55	JOHN JOHNSON	LB	6-3	230	4	Clemson	15/12
56	RICARDO McDONALD	LB	6-2	235	3	Pittsburgh	14/12
58	DAVID BRAXTON	LB	6-2	240	6	Wake Forest	16/0
59	KARMEELEYAH MCGILL	LB	6-3	224	2	Notre Dame	4/0
60	CHUCK BRADLEY	T	6-5	296	2	Kentucky	2/0
62	ERIC MOORE	G	6-5	290	7	Indiana	7/5
63	JOE WALTER	T	6-7	292	10	Texas Tech	16/16
64	BRUCE KOZERSKI	G	6-4	287	11	Holy Cross	15/15
65	DARRICK BRILZ	G	6-3	287	8	Oregon State	16/16
66	DAN JONES	T	6-7	298	2	Maine	15/5
68	DONNELL JOHNSON	T	6-7	310	2	Johnson C. Smith	7/0
69	TIM KRUMRIE	NT	6-2	274	12	Wisconsin	16/16
71	GARRY HOWE	NT	6-1	298	3	Colorado	1/0
72	SCOTT BRUMFIELD	T	6-8	320	2	BYU	16/7
73	KEN MOYER	T	6-7	297	5	Toledo	16/14
74	TOM SCOTT	T	6-6	330	2	East Carolina	13/3
77	KEVIN SARGENT	T	6-6	284	3	Eastern Washington	1/1
80	CARL PICKENS	WR	6-2	206	3	Tennessee	12/12
81	PATRICK ROBINSON	WR	5-8	176	2	Tennessee State	15/3
82	TONY MCGEE	TE	6-3	246	2	Michigan	15/15
84	MILT STEGALL	WR	6-0	184	3	Miami (Ohio)	4/0
85	TIM MCGEE	WR	5-10	183	9	Tennessee	13/12
87	TROY SADOWSKI	TE	6-5	250	5	Georgia	13/0
88	REGGIE REMBERT	WR	6-5	200	4	West Virginia	3/0
89	JEFF QUERY	WR	6-0	165	6	Millikin	16/16
90	ERIC SHAW	LB	6-3	248	3	Louisiana Tech	14/9
92	JOHN COPELAND	DT	6-3	286	2	Alabama	14/14
93	TY PARTEN	NT	6-4	272	2	Arizona	11/1
94	ALFRED WILLIAMS	LB	6-6	240	4	Colorado	16/16
96	DANIEL STUBBS	DE	6-4	264	7	Miami (Fla.)	16/0
97	MIKE FRIER	DT	6-5	299	3	Appalachian State	16/6
98	GEORGE HINKLE	DT	6-5	288	7	Arizona	12/9

'94 CINCINNATI BENGLS ROOKIE AND FIRST YEAR ROSTER

NUMERICAL

NO.	NAME	POS.	HT.	WT.	AGE	NFL EXP.	COLLEGE
15	JAKE KELCHNER	QB	6-2	215	24	R	West Virginia
17	TROY DICKEY	WR	6-3	226	23	R	Arizona
19	JEFF HILL	WR	5-11	178	21	R	Purdue
23	COREY SAWYER	CB	5-11	171	22	R	Stanford
26	JAY PHILLIPS	CB	6-2	183	22	R	Arizona
39	TERRY RICHARDSON	RB	6-1	205	22	R	Syracuse
38	RONALD WILLIAMS	RB	5-11	218	22	1	Clemson
40	GREG TRUITT	LS	6-0	235	28	1	Penn State
41	FOREY DUCKETT	CB	6-3	195	24	1	Nevada-Reno
46	JEFF COTHAN	FB	6-1	249	22	R	Ohio State
52	STEVE SHINE	LB	6-5	232	23	R	Northwestern
57	KEVIN JEFFERSON	LB	6-2	232	20	R	Lehigh
60	ANDREW BECKETT	DE	6-4	265	22	R	Rutgers
61	JERRY REYNOLDS	OL	6-6	300	24	R	UNLV
67	KIMO VON OELHOFFEN	DT	6-4	300	23	R	Boise State
67	RAY WOODSIDE	G	6-4	280	21	R	Cincinnati
76	TRENT POLLARD	OL	6-4	304	21	R	Eastern Washington
79	RAMONDO STALLINGS	DE	6-7	285	22	R	San Diego State
83	ELBERT TURNER	WR	5-11	165	26	1	Illinois
86	DARNAY SCOTT	WR	6-1	180	21	R	San Diego State
99	DAN WILKINSON	DT	6-5	313	21	R	Ohio State

ALPHABETICAL

NO	NAME	POS	HT	WT	BIRTH DATE	NFL EXP	COLLEGE	HOW ACQ
60	BECKETT, ANDREW	DE	6-4	265	3/15/72	R	Rutgers	CFA'94
46	COTHAN, JEFF	FB	6-1	249	6/28/71	R	Ohio State	D3'94
17	DICKEY, TROY	WR	6-3	226	4/8/71	R	Arizona	CFA'94
41	DUCKETT, FOREY	CB	6-3	195	2/5/70	1	Nevada-Reno	D5'93
19	HILL, JEFF	WR	5-11	178	9/24/72	R	Purdue	CFA'94
57	JEFFERSON, KEVIN	LB	6-2	232	1/14/74	R	Lehigh	CFA'94
15	JAKE KELCHNER	QB	6-2	215	6/27/70	R	West Virginia	CFA'94
26	PHILLIPS, JAY	CB	6-2	183	12/21/71	R	Arizona	CFA'94
76	POLLARD, TRENT	OL	6-4	304	11/20/72	R	E. Washington	D5'94
61	REYNOLDS, JERRY	OL	6-6	300	4/2/70	R	UNLV	D6a'94
39	RICHARDSON, TERRY	RB	6-1	205	10/8/71	R	Syracuse	CFA'92
23	SAWYER, COREY	CB	5-11	171	10/4/71	R	Florida State	D4'94
86	SCOTT, DARNAY	WR	6-1	180	7/7/72	R	San Diego St.	D2'94
52	SHINE, STEVE	LB	6-5	232	11/28/70	R	Northwestern	D3a'94
79	STALLINGS, RAMONDO	DE	6-7	285	11/21/71	R	San Diego St.	D7'94
40	TRUITT, GREG	LS	6-0	235	12/8/65	1	Penn State	FA'94
83	TURNER, ELBERT	WR	5-11	165	3/19/68	1	Illinois	CFA'92
67	VON OELHOFFEN, KIMO	DT	6-4	300	1/30/71	R	Boise State	D6'94
99	WILKINSON, DAN	DT	6-5	313	3/13/73	R	Ohio State	D1'94
38	WILLIAMS, RONALD	RB	5-11	218	5/19/72	1	Clemson	CFA'93
67	WOODSIDE, RAY	G	6-4	280	8/22/72	R	Cincinnati	CFA'94

FA - Veteran Free Agent (Released)

CFA - College Free Agent

CINCINNATI BENGALS '94 TENTATIVE DEPTH CHART

OFFENSE

WR	80	Carl Pickens	84	Milt Stegall	88	Reggie Rember
	17	<u>Troy Dickey</u>				
LT	62	Eric Moore	76	<u>Trent Pollard</u>	74	Tom Scott
LG	64	Bruce Kozerski	66	Dan Jones		
C	73	Ken Moyer	77	Kevin Sargent	60	Chuck Bradley
RG	65	Darrick Brilz	72	Scott Brumfield	67	<u>Ray Woodside</u>
RT	63	Joe Walter	68	Donnell Johnson	61	<u>Jerry Reynolds</u>
TE	82	Tony McGee	48	Craig Thompson	47	David Frisch
	49	Jeff Thomason	87	Troy Sadowski		
WR	89	Jeff Query	85	Tim McGee	81	Patrick Robinson
	86	<u>Darnay Scott</u>	83	<u>Elbert Turner</u>	19	<u>Jeff Hill</u>
QB	7	David Klingler	10	Jay Schroeder	12	Don Hollas
	15	<u>Jake Kelchner</u>				
RB	28	Harold Green	36	Ostell Miles	33	Steve Broussard
	42	Eric Ball	21	Ryan Benjamin	39	<u>Terry Richardson</u>
FB	44	Derrick Fenner	46	<u>Jeff Cothran</u>	38	<u>Ronald Williams</u>

DEFENSE

LE	92	John Copeland	79	<u>Ramondo Stallings</u>		
LT	69	Tim Krumrie	97	Mike Frier	67	<u>Kimo von Oelhoffen</u>
RT	99	<u>Dan Wilkinson</u>	98	George Hinkle	71	Garry Howe
RE	94	Alfred Williams	96	Daniel Stubbs	93	Ty Parten
	60	<u>Andrew Beckett</u>				
OLB	50	James Francis	59	Karmeleeayah McGill	57	<u>Kevin Jefferson</u>
	58	David Braxton				
ILB	51	Steve Tovar	90	Eric Shaw		
OLB	56	Ricardo McDonald	53	Santo Stephens	55	John Johnson
	52	<u>Steve Shine</u>				
LCB	43	Mike Brim	22	Marcello Simmons	32	<u>Corey Sawyer</u>
RCB	25	Rod Jones	24	Alan Grant	41	<u>Forey Duckett</u>
	26	<u>Jey Phillips</u>				
SS	29	Louis Oliver	34	Fernandus Vinson	37	Leonard Wheeler
	27	Lance Gunn				
FS	31	Darryl Williams	32	Ron Carpenter		

SPECIALISTS

P	11	Lee Johnson				
K	9	Doug Pelfrey				
KO	11	Lee Johnson	9	Doug Pelfrey		
H	11	Lee Johnson	10	Jay Schroeder	12	Don Hollas
KR	81	Patrick Robinson	42	Eric Ball	33	Steve Broussard
	74	Tom Scott	84	Milt Stegall		
PR	81	Patrick Robinson	80	Carl Pickens	89	Jeff Query
	23	Corey Sawyer				
KC	40	<u>Greg Truitt</u>	64	Bruce Kozerski	73	Ken Moyer
	87	Troy Sadowski				
PC	40	<u>Greg Truitt</u>	64	Bruce Kozerski	73	Ken Moyer
	87	Troy Sadowski				

Rookies. First-Year Players Underlined

42



Ht: 6-2 Wt. 220

1993 Games/Starts: 15/1

College: UCLA

Career Participation: 65/29

NFL Exp: 6th year

Acquired: D2 '89

Birthdate: 7/1/66

ERIC BALL**FB-RB**

Versatile veteran back is one of Cincinnati's best team players ... Special teams standout, and an excellent run blocker in scrimmage situations.

DAVE SHULA SAYS: "Eric has been a reliable player on special teams, one of our captains, and in limited opportunities with the offense, he's proven he can make some key plays."

1993: Scored Bengals' lone TD in Nov. 28 victory over Raiders, on one-yard run to produce a 10-0 lead...had season-long 18-yard run vs. Raiders...Had season-long 24-yd. pass reception vs. Houston Nov. 14...Rated by coaching staff as Bengals' No. 2 overall contributor on special teams...Tied for 2nd in solo tackles (9), ranked fifth in total plays (229) and sixth in total hits (66)...Led Bengals in kickoff return average at 21.8, averaging 20-plus yards for fourth straight year...Missed Dec. 5 game at San Francisco with sprained ankle.

PREVIOUS SEASONS — 1989: Drafted by Bengals in second round (35th overall pick); was Cincinnati's top selection ... Was team's second-leading rusher with 398 yds. ... Had career-high 97 rushing yds. and scored TD in first NFL start, at Cleveland Sept. 25. **1990:** Scored winning TD on 48-yard pass from Boomer Esiason as Bengals beat Cleveland, 21-14 on Dec. 30, to clinch AFC Central title ... Scored on three-yard run in playoff victory vs. Houston ... Rushed for 45 yards on 12 carries in two playoff games ... Averaged 22.9 yards on 16 KOR. **1991:** Opened season as a starter, but was bothered by injuries and was on injured reserve (ankle) from Oct. 21 through season's end ... **1992:** Played all 16 games for first time in career and had career-high four TDs ... Caught 35-yard TD pass from Boomer Esiason to key Bengals comeback in 31-28 overtime win at Chicago.

COACH MARV BRADEN SAYS: "Eric is the kind of smart, intelligent veteran every team needs one or two of. He does everything well on special teams. Besides returning kickoffs, he's the deep back on the punt team and a very good blocker on the punt return team."

COLLEGE: Rushed for 1,984 yards at UCLA and left as No. 4 all-time TD scorer (26) ... Rushed for 227 yards and scored four touchdowns in 1986 Rose Bowl win over Iowa.

PERSONAL: Born in Ypsilanti, Mich. ... attended Ypsilanti HS ... Married (wife Michelle) with a son (Stephon, 4) and two daughters (Desirae, 2, and Brandi, 1) ... Hobbies include hunting, fishing, camping and archery ... Spokesman for Terrace Guild, non-profit Cincinnati organization providing family services ... Full name is Eric Clinton Ball.

ERIC BALL'S STATISTICS

RUSHING

YEAR	TEAM	G/S	ATT.	YDS.	AVG.	LG	TD
1989	Cincinnati	15/9	98	391	4.0	27	3
1990	Cincinnati	13/1	22	72	3.3	15	1
1991	Cincinnati	6/4	10	21	2.1	10	1
1992	Cincinnati	16/14	16	55	3.4	17	2
1993	Cincinnati	15/1	8	37	4.6	18	1
CAREER		65/29	154	576	3.7	27	8

RECEIVING

YEAR	TEAM	NO.	YDS.	AVG.	LG	TD
1989	Cincinnati	6	44	7.3	15	0
1990	Cincinnati	2	46	23.0	48	1
1991	Cincinnati	3	17	5.7	9	0
1992	Cincinnati	6	66	11.0	35	2
1993	Cincinnati	4	39	9.8	24	0
CAREER		21	212	10.1	48	3

KICKOFF RETURNS

YEAR	TEAM	NO.	YDS.	AVG.	LG	TD
1989	Cincinnati	1	19	19.0	19	0
1990	Cincinnati	16	366	22.9	38	0
1991	Cincinnati	13	262	20.2	24	0
1992	Cincinnati	20	411	20.6	48	0
1993	Cincinnati	23	501	21.8	45	0
CAREER		73	1559	21.4	48	0

SCORING

YEAR	TEAM	TDs	TD-R	TD-P	TD-Rt	PTS
1989	Cincinnati	3	3	0	0	18
1990	Cincinnati	2	1	1	0	12
1991	Cincinnati	1	1	0	0	6
1992	Cincinnati	4	2	2	0	24
1993	Cincinnati	1	1	0	0	6
CAREER		11	8	3	0	66

PLAYOFF GAMES

RUSHING

YEAR	TEAM	G	NO.	YDS.	AVG.	LG	TD
1990	Cincinnati	2	12	47	3.9	14	1

KICKOFF RETURNS

YEAR	TEAM	G	NO.	YDS.	AVG.	LG	TD
1990	Cincinnati	2	2	42	21.0	28	0

SCORING

YEAR	TEAM	G	TDs	TD-R	TD-P	TD-Rt	PTS
1990	Cincinnati	2	1	1	0	0	6

21

**Ht.: 5-7 Wt.: 183**

1993 Games/Starts: 1/0

College: Pacific

Career Games/Starts: 1/0

NFL Exp: 2nd year

Acquired: CFA '93

Birthdate: 4/23/70

RYAN BENJAMIN RB

Exciting college performer shoots for regular roster spot after spending most of rookie season on practice squad...A quick and elusive runner with good hands for the passing game.... Needs to work on strength and make positive special teams contribution.

COACH JIM ANDERSON SAYS: "Ryan worked really hard in the off-season to improve his strength, to become a better runner from scrimmage and a better runner after a catch. We're looking forward to seeing what he can do in training camp."

1993: Signed with Bengals prior to season as undrafted rookie free agent...On 53-man roster's inactive list for season opener, then waived and re-signed to practice squad for games 2-through-7...Re-signed to active roster for Nov. 7 Pittsburgh game, in which he had three rushes for five yards and a reception for 16 yards...On 53-man roster for seven of final eight games, but did not play in that span.

COLLEGE: Prolific all-purpose back at Pacific...Had 2,996 yards in 1991, which was second-most in NCAA history...Came back with 2,597 yards as a senior with 1,441 rushing, 434 receiving, 96 on punt returns and 626 on kickoff returns...Finalist for Doak Walker Award, recognizing country's top running back.

PERSONAL: Hometown is Pixley, Calif....Attended Tulare Union HS in Tulare, Calif....Hobbies include skiing, basketball, golf and praising God...Employed during off-season by Cincinnati's Castellini Co....Full name is Ryan Lamont Benjamin.

60

**Ht: 6-5 Wt: 296**

1993 Games/Starts: 2/0

College: Kentucky

Career Games/Starts: 2/0

NFL Exp: 2nd year

Acquired: W(Hou) '93

Birthdate: 4/9/70

CHUCK BRADLEY C-G

Brings good overall quickness to support bid for more playing time in second NFL season ... Spent most of first season learning Bengals system on practice field after spending training camp in Oilers' run-and-shoot scheme ... Needs to work on leg strength.

COACH JIM MCNALLY SAYS: "Chuck Bradley is still pretty much an unknown quantity to us, but he's shown good feet and quickness. He'll get an opportunity in training camp to show us what he can do at center."

1993: Sixth-round draft pick by Houston (158th overall pick) ... Waived by Oilers, and signed Aug. 31 by Bengals ... On inactive list season's first 10 weeks ... DNP in Weeks 11-12 ... Made NFL debut Dec. 12 at New England ... Also played Dec. 19 vs. Rams.

COLLEGE: Started 33 of 40 games in his Kentucky career, including a string of 27 straight starts ... Named All Southeastern Conference as a senior, and played in Blue-Gray and Senior Bowl games.

PERSONAL: Hometown is Covington, Ky. ... Attended Fern Creek (Ky.) HS ... Holds B.A. degree from Kentucky in social work ... Full name is Charles Warren Bradley II.



Ht.: 6-2 Wt.: 240

1993 Games/Starts: 16/0

College: Wake Forest

Career Games/Starts: 62/2

NFL Exp: 6th year

Acquired: UFA (Ariz) '94

Birthdate: 5/25/65

58

DAVID BRAXTON LB

Fast, agile veteran joins Bengals as unrestricted free agent after spending last four seasons with Cardinals ... Signed 6/7/94, in time to participate in Bengals' voluntary workouts ... Should upgrade the defense at nickel LB, will compete for starting OLB spot and is a proven effective special teams player ... Worked in Phoenix under assistant coach Joe Pascale, who's now Bengals LB coach.

DAVE SHULA SAYS: "David brings us some veteran experience at weak-side linebacker, and he's been effective as a starter on the nickel units. If he's not a regular starter, he can be a major contributor on almost all our special teams."

1993: Played 16 games for Cardinals, primarily as nickel linebacker with defensive unit, and extensively with special teams ... Had 16 solo tackles and 29 overall ... Had four passes defended and two QB pressures.

PREVIOUS SEASONS — 1989: Drafted in second round (52nd overall pick) by Minnesota ... Did not play, due to groin and thigh injuries which kept him on injured reserve. **1990:** Played one game for Vikings, but released following Sept. 15-Oct. 2 stint on injured reserve ... Signed by Cardinals as free agent Oct. 17 ... Played in 11 games, compiling seven tackles, two QB pressures and a pass deflection in final three games ... Added eight tackles and two forced fumbles on special teams. **1991:** Played in all 16 games, with first two pro starts ... Had season-high seven tackles in starting role vs. Washington Dec. 8 ... Four tackles in Nov. 17 start at San Francisco ... Clinched 24-17 victory over New England Sept. 29 with fumble recovery with 15 seconds remaining ... Had 10 tackles on special teams, including three stops inside 20-yard line. **1992:** Played 15 games, posting 20 tackles and four assists ... Had five solo tackles and pass defended vs. San Diego Dec. 6 ... Suffered knee strain Dec. 20 vs. Indianapolis and missed season finale.

COLLEGE: Versatile two-year starter at Wake Forest, playing DE, LB and safety ... Also used in spots as a wide receiver and kick returner ... Played in 1989 Senior Bowl and Blue-Gray games.

PERSONAL: Born in Omaha, Neb. ... Grew up in Jacksonville, N.C., attending Jacksonville HS ... Led prep team in receiving and interceptions as a junior, and paced squad to state 4-A title in 1983 ... Sociology major at Wake Forest ... Full name is David Harold Braxton.

DAVID BRAXTON'S STATISTICS

YEAR	TEAM	G/S	TKL	AST	TOTAL	SACKS	FR	INT.	FF
1989	Minnesota	3/0	1	0	1	1	0	0	0
1990	Minn(1)Phx(11)	12/0	4	3	7	0	0	0	0
1991	Phoenix	16/2	21	12	33	1	1	0	1
1992	Phoenix	15/0	20	4	24	0	0	0	0
1993	Phoenix	16/0	16	13	29	0	0	0	0
TOTALS		62/2	62	32	94	2	1	0	1


Ht: 6-4 Wt: 293
1993 Games/Starts: 16/16
College: Oregon State
Career Games/Starts: 99/48
NFL Exp: 8th year
Acquired: UFA (Sea) '94
Birthdate: 2/14/64
65
DARRICK BRILZ G

A workhorse guard with proven ability to start on either side, Brilz brings stability to an oft-shuffled offensive line... Free agent pickup started all 16 games at LG for Seattle in '93, and all 16 at RG for Seahawks in '92 ... Expected to step in at RG, Bengals' most unsettled line position in '93... Signed with Bengals 3/28/94 ... Nicknamed "The Mechanic" in Seattle for his sound techniques and solid fundamentals... Agile; has been used as short-yardage tight end.

DAVE SHULA SAYS: "Darrick is a proven guard who immediately upgrades our offensive line. That was one of our prime goals in free agency, so we're very pleased with this deal."

1993: A 16-game fixture at LG, helped fuel Seahawks' improvement to 4th place (from 20th) in NFL rushing rankings ... Line came on in final three weeks to pave way for rushing games of 212, 267 and 140 yards ... Was injury free ... Extended to 78 his streak of consecutive games played.

PREVIOUS SEASONS — 1987: Signed with Washington May 1 as rookie free agent ... Released Aug. 31, but re-signed on Sept. 23 as replacement player ... Played seven games, starting four ... Placed on injured reserve due to pinched nerve Dec. 12 and missed remainder of season. **1988:** Claimed by San Diego Aug. 16, on waivers from Washington ... Played 14 games with Chargers. **1989:** Waived by San Diego Aug. 1 ... Signed by Seattle Aug. 16 ... Played 14 games. **1990:** Had first 16-game season, and made first Seahawks start Dec. 2 vs. Houston, subbing for injured Edwin Bailey ... Started last five games, in which Seahawks went 4-1. **1991:** Played 16 games with seven starts, six at LG and one at C. **1992:** Was only Seahawk player on either side of ball not to miss a snap all season.

COACH JIM MCNALLY SAYS: "Darrick Brilz is very consistent; all he does is block his man every down. He's very athletic, good in space, not some big stiff guy who goes out there and falls down."

BRILZ ON THE BENGALS: "I definitely feel Cincinnati is going to be back in the race. Had I felt otherwise, that they were not going to be back in the race, I probably would have stayed in Seattle."

COLLEGE: Four-year letterman and two-year starter at Oregon State ... Played both guard and tackle.

PERSONAL: Hometown is Pinole, Calif. ... Attended Pinole Valley HS ... Holds degree from Oregon State in Industrial Engineering ... Full name is Darrick Joseph Brilz.

DARRICK BRILZ'S STATISTICS

GAMES/STARTS (99/48): **1987** (7/4, Washington); **1988** (14/0, San Diego); **1989** (14/0, Seattle); **1990** (16/5, Seattle); **1991** (16/7, Seattle); **1992** (16/16, Seattle); **1993** (16/16, Seattle).



Ht: 6-0 Wt: 192

College: Virginia Union

NFL Exp: 7th year

1993 Games/Starts: 16/16

Career Games/Starts: 77/46

Acquired: UFA(Jets) '93

Birthdate: 1/23/66

43

MIKE BRIM

CB

A veteran entering his prime, Brim jumped from the Jets to the Bengals in unrestricted free agency last year and helped upgrade a position that had been weak in 1992 ... A fixture at LCB, he helped team to No. 2 NFL ranking in passing yards allowed; unit finished 25th in '92 ... Enters '94 with new, three-year contract ... Has proven himself as a corner who makes plays on the ball.

DAVE SHULA SAYS: "Mike had a large role in the improvement of our secondary. He showed he has make-up speed to get to the ball, and he was a positive force on the team through a difficult season. He worked to keep other guys positive."

1993: Signed May 19 with Cincinnati as unrestricted free agent ... Started every game and led Bengals with three INT, including 23-yarder for TD vs. New Orleans in season finale ... Also had 30-yard INT run at San Francisco Dec. 5, setting up field goal for 8-7 halftime lead ... Had 21-yd. return with interception vs. Cleveland Oct. 17 ... Played every defensive snap in six games, and finished with 94.2 percent defensive snaps played for season, third-best on team ... Led secondary with two forced fumbles; had one fumble recovery ... Tight coverage helped defense to 54.9 percent completions allowed, fifth-best in NFL, even though Bengals ranked next-to-last in sacks.

PREVIOUS SEASONS — 1988: Drafted by Phoenix in fourth round (95th overall pick) ... On injured reserve (cracked ribs) from Aug. 29 through Nov. 25 ... Played in last four games. **1989:** Released by Phoenix Sept. 5 ... Signed by Detroit Sept. 20, played two games, and was released Oct. 25 ... Signed by Vikings Nov. 8 and played seven games. **1990:** Played all 16 games for Vikings and had first two NFL starts ... Had INT vs. Detroit and San Francisco ... led Vikings with 19 special teams tackles. **1991:** Signed March 11 by NY Jets as Plan B free agent ... Played every game and started 12 ... Had team-leading four INT, 10 passes defended and a sack vs. Colts ... Earned defensive game ball for key fumble forced against Bernie Kosar in victory over Cleveland. **1992:** Started every game for Jets and had career-high six INT, including 77-yarder for Jets' lone TD at Pittsburgh on Sept. 13.

BRIM(Cont.)

COACH LARRY PECCATIELLO SAYS: "From the films, it looked like Mike had his most consistent year as a pro last year. He seemed more focused. He's bounced around a little bit, but hopefully he's found a home here and will keep on solidifying the secondary."

BRIM ON BRIM: "There were some questions about me when I came in here, but I think the questions have been answered. I feel like I've proved myself, that I made a positive difference on the team. It was very gratifying, and I'd like to stay here now and call Cincinnati my home."

COLLEGE: Four-year starter as free safety for Va. Union ... Set school record with 19 INT ... Returned eight for NCAA record 300 yds. in '86 ... Conference MVP in '86.

PERSONAL: Born in Queens, N.Y. ... Moved at age 10 to Danville, Va., where he attended George Washington HS ... Holds history degree from Va. Union ... Was Va. state track champion in 100 and 200-yd. dash ... was offered pro baseball contract by Atlanta in 1983.

MIKE BRIM'S STATISTICS

INTERCEPTIONS

YEAR	TEAM	G/S	NO.	YDS.	AVG	LG	TD
1988	Phoenix	4/0	0	0	0.0	—	0
1989	Det.(2)/Min.(7)	9/0	0	0	0.0	—	0
1990	Minnesota	16/2	2	11	5.5	—	0
1991	N.Y. Jets	16/12	4	52	13.0	—	0
1992	N.Y. Jets	16/16	6	139	23.2	77	1
1993	Cincinnati	16/16	3	74	24.6	30	1
CAREER		77/46	15	276	18.4	77	2

OTHER

YEAR	TEAM	TACKLES	ASSISTS	TOTAL	SACKS	FR
1988	Phoenix	9	—	9	0	0
1989	Det.(2)/Min.(7)	7	—	7	0	0
1990	Minnesota	16	—	16	0	0
1991	N.Y. Jets	70	—	70	1	1
1992	N.Y. Jets	40	14	54	0	0
1993	Cincinnati	48	8	56	0	1
CAREER		190	22	212	1	2

SCORING

YEAR	TEAM	TDs	TD-R	TD-P	TD-RI	PTS
1992	N.Y. Jets	1	0	0	1	6
1993	Cincinnati	1	0	0	1	6
CAREER		2	0	0	2	12

EXPERIENCED OPERATORS

As the National Football League enters the era of the two-point conversion, Cincinnati could be said to own a slight organizational edge on most of the competition.

A Bengals team has tried it once, at least.

As members of the American Football League in 1968 and '69, the Bengals had the two-pointer as an option.

They utilized it only once — on Oct. 20, 1968, in the waning moments of a 24-22 loss to Miami at Nippert Stadium. The try failed, as quarterback Dewey Warren's pass to tight end Bob Trumpy fell incomplete in the end zone.

33



Ht.: 5-7 Wt.: 201

1993 Games/Starts: 8/0

College: Wash. St.

Career Games/Starts: 50/16

NFL Exp: 5th year

Acquired: FA '94

Birthdate: 2/22/67

STEVE BROUSSARD RB

Quick and explosive, former No. 1 draft pick of Falcons brings added dimension to Cincinnati's big-back rushing attack ... Signed with Bengals 4/8/94 after being granted free agency by Atlanta ... Impressed Bengals coaches and scouts with his play against Cincinnati while with Falcons ... Good receiver who should be a factor on third down.

DAVE SHULA SAYS: "Steve was one player who definitely caught my eye at our mini-camp. If he continues to look like that, he'll help us a lot. He adds speed to the offense, which we need. He'll be able to come in and change the tempo of a game. He's a darting kind of runner who can make people miss."

1993: Saw limited action in fourth Falcons season, playing behind 1,000-yard rusher Erric Pegram in a one-back offense, but still averaged career-high 5.3 yards per carry ... Got a full shot on Nov. 29 at Washington, and responded with top game of his career (162 yards, 26 carries) ... Had seven carries for 37 yds. vs. 49ers Dec. 11 ... Saw some action as slot receiver in Falcons' Red Gun offense.

PREVIOUS SEASONS — 1990: Drafted by Atlanta in first round (20th overall pick) ... Signed July 12 ... Became only second Falcons RB (William Andrews the other) to start his NFL debut, joining the offense Sept. 9 vs. Houston ... Scored on 50-yd. run in 38-17 win over Bengals Oct. 28 ... Had 88-yd. rushing game vs. Lions and 55-yarder vs. Rams, but was bothered by variety of injuries in second half of season ... started 10 games. **1991:** His 449 rushing yds. were good for club lead ... Also had team-best 4.5-yd. per-carry average and scored 4 TDs ... Set club record for yds. per carry (10.4) in a single game when he rushed for 104 yds. on 10 carries in 39-34 win at San Francisco Oct. 13 ... Had first 100-yd. day as a pro with 101 yards at San Diego Sept. 15 ... Missed post-season play due to a fractured fibula suffered in season finale. **1992:** Rushing total dropped to 363 yards, but that was good for club lead for second straight year in four-receiver Red Gun offense ... Season-best rushing day was 87 yds. on 16 carries vs. Phoenix Nov. 15 ... Had two TDs (8-yd. run; 18-yd. reception) in 34-0 romp over New England Nov. 29 ... Bothered late in season by shoulder problems, and had minor corrective surgery after the season.

COACH BRUCE COSLET SAYS: "Steve's an experienced running back with a little different style than what we have. He's more of a tailback-type, and he's a good possession receiver out of the backfield. He increases our options."

BROUSSARD ON BROUSSARD: "I just want to contribute, to be a big part of this team — a threat to go all the way. I'd like to show the Falcons they made a big mistake. If the Bengals are rebuilding, that's fine, because so am I."

COLLEGE: Gained 3,044 yards rushing at WSU, second to Rueben Mayes in Cougar annals ... Broke Mayes' school record by scoring 41 TDs ... Had runs of 81, 71 and 59 yds., and receptions

BROUSSARD.....(Cont.)

of 79, 77 and 66 yds. ... Led PAC-10 as a sophomore with 59 catches, and shares status with Ahmad Rashad as only PAC-10 players to win a conference rushing and receiving title ... Had career receiving totals of 120 catches for 1,179 yds.

PERSONAL: Hometown is Los Angeles ... Attended LA's Manual Arts HS ... Helped develop his explosive speed by running track, and won LA city title in 100 meters ... An avid video game player, has worked to set up video football tournaments on college campuses.

STEVE BROUSSARD'S STATISTICS**RUSHING**

YEAR	TEAM	G/S	NO.	YDS.	AVG.	LG	TD
1990	Atlanta	13/10	126	454	3.6	50	4
1991	Atlanta	14/5	99	449	4.5	36	4
1992	Atlanta	15/1	84	363	4.3	27	1
1993	Atlanta	8/0	39	206	5.3	26	1
CAREER		50/16	348	1472	4.2	50	10

RECEIVING

YEAR	TEAM	NO.	YDS.	AVG.	LG	TD
1990	Atlanta	24	160	6.7	18	0
1991	Atlanta	12	120	10.0	25	1
1992	Atlanta	11	96	8.7	24	1
1993	Atlanta	1	4	4.0	4	0
CAREER		48	380	7.9	25	2

KICKOFF RETURNS

YEAR	TEAM	NO.	YDS.	AVG.	LG	TD
1990	Atlanta	3	45	15.0	23	0
1991	Atlanta	0	0	0.0	0	0
1992	Atlanta	0	0	0.0	0	0
CAREER		3	45	15.0	23	0

SCORING

YEAR	TEAM	TDs	TD-R	TD-P	TD-Rt	PTS
1990	Atlanta	4	4	0	0	24
1991	Atlanta	5	4	1	0	30
1992	Atlanta	2	1	1	0	12
1993	Atlanta	1	1	0	0	6
CAREER		12	10	2	0	72

PERFECT IN CRUNCH TIME

Former Bengal Jim Breech never missed a field goal attempt in overtime. He provided the winning kick nine times in OT, more than any kicker in the NFL. "In that type of situation (overtime), your adrenaline is pumping so much that you just want to make sure not to overkick the ball," Breech said. "The key is to be real deliberate on that first step to just gather everything together."

72

**Ht: 6-8 Wt: 320****1993 Games/Starts: 16/7****College: BYU****Career Games/Starts: 16/7****NFL Exp: 2nd year****Acquired: CFA '93****Birthdate: 8/19/70****SCOTT BRUMFIELD G-T**

Enjoyed a busy first NFL year for an undrafted college free agent, and has fine physical potential ... Was one of only two Bengals rookies (Marcello Simmons the other) to play in all 16 games ... Impressed coaches with pass protection work as a guard ... Picked up the system quickly.

COACH JIM McNALLY SAYS: "We knew he wasn't the quickest kid coming out of college, but he showed us he just has a knack for staying in front of people in pass blocking. He's big, and tough to get around."

1993: Was promoted to starting lineup at LG against Jets on Nov. 21, and held the job the rest of the way, though he finished the year playing on a sore knee ... Played every offensive snap in season's final two games ... Rookie got a fast introduction to NFL play in season opener at Cleveland, when he was pressed into service at LT following early injury to starter Kevin Sargent.

COLLEGE: Played two seasons in BYU's pro-style passing game after spending two previous seasons at Dixie JC in St. George, Utah ... Played on Dixie team that won National College Rotary Bowl over NE Oklahoma, 42-21.

PERSONAL: Hometown is Spanish Fork, Utah, where he attended Spanish Fork HS ... Married (wife Jodi) ... Hobbies include hunting, fishing and golf ... Also involved in off-season in raising pheasants.

32

**Ht: 6-1 Wt: 188****1993 Games/Starts: 13/0****College: Miami (Ohio)****Career Games/Starts: 13/0****NFL Exp: 2nd year****Acquired: W (Minn)'93****Birthdate: 1/20/70****RON CARPENTER S**

Popular Cincinnati-area player goes to his first Bengals training camp in '94, following mid-season '93 pickup from Minnesota ... Totalled 13 games with Vikings and Bengals as an undrafted rookie free agent, mostly on special teams ... Aims for more playing time on defense, and has demonstrated college skills as a ball-hawk.

COACH RON MEEKS SAYS: "We liked this guy when he was at Miami. He reads defenses well and has good range and hands. He should be able to help us in nickel situations."

1993: Played seven games with Vikings after making Minnesota roster as undrafted free agent ... Claimed by Bengals on waivers Nov. 3 ... Made Bengals debut Nov. 14. vs. Houston ... Solid special teams contributor, with four tackles ... Displayed promising ball skills in limited action at safety.

CARPENTER.....(Cont.)

COLLEGE: Named first-team All-MAC for three consecutive seasons at Miami ... Was 1992 nominee for Jim Thorpe Award as top DB in college football ... Set Miami career record with 16 interceptions.

PERSONAL: Cincinnati native who starred in prominent HS football program at Princeton ... Hobbies include singing, cutting hair, dancing and collecting music ... Spoke to elementary school classes during off-season.

RON CARPENTER'S STATISTICS

YEAR	TEAM	G/S	TACKLES	ASSISTS	TOTAL	SACKS	INT	FR
1993	Min.(7) Cin.(6)	13/0	1	0	1	0	0	0

SPECIAL TEAMS TACKLES : 1993 (4).



Ht: 6-3 Wt: 286

1993 Games/Starts: 14/14

College: Alabama

Career Games/Starts: 14/14

NFL Exp: 2nd year

Acquired: D1 '93

Birthdate: 9/20/70

92

JOHN COPELAND DE

Bengals' top '93 draft pick should be poised for greater honors in '94 after winning AFC Defensive Rookie of the Year award from NFL Players Association ... Didn't play with a veteran's consistency, but sprinkled his effort with enough big plays to display promise ... Has pass-rush and run-defense skills that allow him to play at end or tackle.

DAVE SHULA SAYS: "John had a rookie year like a lot of the top defensive linemen who have come out recently. He didn't consistently dominate, but you could see the flashes every game. He'd make a tackle for a loss, or bat a pass, or get a sack, or chase somebody down in the open field. You just know that it's there, and that in the future you're going to see it a lot more often."

1993: Fifth overall pick in draft ... Shares (with Rickey Dixon) the distinction of being Bengals' highest-drafted player since Anthony Munoz (No. 3 pick) in 1980 ... Signed Aug. 13 ... Quickness in defending running game led to team-leading eight tackles-for-loss ... According to coaches' stats, also led defensive line in forced fumbles (3) and passes defended (4) ... Showed knack for timing jumps to bat down passes ... Missed two games, but played 77.2 percent of defensive snaps for the year, fourth-most on team and most of front seven ... Had dominant game, including sack and forced fumble, vs. Jets Nov. 21, but suffered knee sprain ... Came back from injury after missing two games, a week sooner than anticipated ... Other two sacks came vs. Seattle Nov. 26 and vs. Houston Nov. 14.

COACH LARRY PECCATIELLO SAYS: "John showed the kind of potential last year you expect in a player drafted so high. I think missing three weeks of training camp was a detriment to his early progress, but he's got quickness and athletic talent that most guys his size just can't match."

COPELAND ON COPELAND: "I'd say my rookie year was average. Mediocre. I made too many mental mistakes. But it was a learning experience, an adjustment from college. And I think I came on some in the second half of the season."

COLLEGE: Consensus All-American credentials at Alabama led to his being the first defensive lineman selected in NFL draft ... As Alabama senior, had 11.5 sacks, 65 tackles and 22 tackles-for-loss ... All-SEC first team as a junior in '91 ... Spent freshman and sophomore seasons at Hinds (Miss.) JC.

PERSONAL: Born in Lanett, Ala. ... Attended Valley (Ala.) HS, lettering in football and basketball.



Ht: 6-3 Wt: 195

1993 Games/Starts: 0/0

College: Nevada-Reno

Career Games/Starts: 0/0

NFL Exp: 1st Year

Acquired: D5 '93

Birthdate: 2/5/70

41

FOREY DUCKETT CB

Unusually tall cornerback prospect returns for second Bengals training camp after missing entire '93 season due to foot fracture ... Pronounced 100 percent fit at May '94 mini-camp ... Showed promise in three '93 preseason games.

COACH RON MEEKS SAYS: "Forey is still a very interesting prospect. He did some good things in preseason before he got hurt. He showed some coverage skills and was a good tackler in the open field."

1993: 117th overall pick in draft ... Had four solo tackles and a pass defended in Aug. 7 preseason opener vs. Giants ... Had three solos at Indianapolis Aug. 14 ... Suffered foot fracture in Aug. 20 preseason game at Detroit ... Was on inactive list for regular season opener at Cleveland, then placed on injured reserve for remainder of season.

COLLEGE: Had 13 interceptions for 208 yards and two TDs during four-season career at Nevada-Reno ... First-team All-Big West Conference.

PERSONAL: Hometown is Pinole, Calif. ... Attended Pinole Valley HS ... Lettered in football, basketball and track.



Ht: 6-3 Wt: 228

1993 Games/Starts: 15/15

College: N. Carolina

Career Games/Starts: 63/39

NFL Exp: 6th year

Acquired: PB (Sea)'92

Birthdate: 4/6/67

44

DERRICK FENNER FB-RB

Powerful, punishing ballcarrier who blossomed as a pass receiver from the fullback spot in '93 ... Nearly tripled previous career highs for receptions and reception yardage in a season ... Led '93 team with 909 total yards from scrimmage, and capable of topping that in '94 ... Former AFC touchdowns leader seeks more time in end zone after being held to 1 TD.

FENNER(Cont.)

DAVE SHULA SAYS: "Derrick probably was our outstanding producer out of the backfield. We gave him his opportunity to get the ball more by throwing it to him, and he made it work. He also showed us he's become a proficient blocker in the running and passing games, and that's a real asset in the two-back set."

1993: Tendered offer sheet in March by Jets as restricted free agent; offer matched by Bengals on 3/24/93 ... Opened season with consecutive games of 100-plus total scrimmage yards, 105 at Cleveland and 101 vs. Indianapolis ... Had best rushing game (15-89) and most total scrimmage yards (122) in victory over Rams Dec. 19; scored game's only TD on one-yard run ... Had 86 yards in victory over Raiders Nov. 28 ... Best receiving game was 9 for 64 yards at Cleveland Sept. 5 ... Long rush was 26 at Houston ... Long reception was 40 from David Klingler vs. Indianapolis ... Played much of late season on sore ankle.

PREVIOUS SEASONS — 1989: Selected by Seattle with 10th round pick (268th overall) in draft. **1990:** Exploded on NFL scene with AFC-leading 15 TDs (14 rushing, 1 receiving) and career-high 859 rushing yards ... Had career-high 144 rushing yards (22 carries) at Denver, and 122 yards vs. Green Bay at Milwaukee. **1991:** Nagged by ankle problems ... Rushed for 267 yards. **1992:** Signed by Bengals March 24 as Plan B free agent ... Rushed for 500 yards, second-most of career, but more impressively had 4.5-yard average and led team with seven TDs.

COACH JIM ANDERSON SAYS: "We expect Derrick to make plays, and he has. For someone that big and powerful, he does a really good job of making people miss after he catches the ball. He can contribute even better numbers this year if he can stay a little healthier."

FENNER ON THE BENGALS: "I definitely believe there's gonna be some good times here in '94. I think this will be a playoff team. A lot of people will be shocked when it comes down to it, and you see us in a wild-card spot or something."

COLLEGE: Two-year letterman at UNC ... Led ACC in rushing in '86 with 1,250 yards on 200 carries (6.3 avg.) and six TDs ... Became starter in fifth game of 1985 season.

PERSONAL: Born in Washington, D.C. ... Attended Oxon Hill (Md.) HS ... Full name is Derrick Steven Fenner.

DERRICK FENNER'S STATISTICS

RUSHING

YEAR	TEAM	G/S	ATT.	YDS.	AVG.	LG	TD
1989	Seattle	5/1	11	41	3.7	9	1
1990	Seattle	16/15	215	859	4.0	36	14
1991	Seattle	11/7	91	267	2.9	15	4
1992	Cincinnati	16/1	112	500	4.5	35	7
1993	Cincinnati	15/15	121	482	4.0	26	1
	CAREER	63/39	550	2149	3.9	36	27

RECEIVING

YEAR	TEAM	NO.	YDS.	AVG.	LG	TD
1989	Seattle	3	23	7.7	9	0
1990	Seattle	17	143	8.4	50	1
1991	Seattle	11	72	6.5	15	0
1992	Cincinnati	7	41	5.9	15	1
1993	Cincinnati	48	427	8.9	40	0
	CAREER	86	706	8.2	50	2

KICKOFF RETURNS

YEAR	TEAM	NO.	YDS.	AVG.	LG	TD
1992	Cincinnati	2	38	19.0	19	0

SCORING

YEAR	TEAM	TDs	TD-R	TD-P	TD-Rt	PTS
1989	Seattle	1	1	0	0	6
1990	Seattle	15	14	1	0	90
1991	Seattle	4	4	0	0	24
1992	Cincinnati	8	7	1	0	48
1993	Cincinnati	1	1	0	0	6
	CAREER	29	27	2	0	174

DERRICK FENNER GAME-BY-GAME IN 1993

RUSHING

OPPONENT	ATT.	YDS.	AVG.	LG	TD
at Cleveland	13	41	3.2	14	0
Indianapolis	10	62	6.2	18	0
at Pittsburgh	4	15	3.8	9	0
Seattle	1	1	1.0	1	0
at Kansas City	10	36	3.6	10	0
Cleveland	4	11	2.8	8	0
at Houston	5	36	7.2	26	0
Pittsburgh		DID NOT PLAY			
Houston		DID NOT PLAY			
at N.Y. Jets	3	7	2.3	4	0
L.A. Raiders	16	34	2.1	9	0
at San Francisco	10	53	5.3	20	0
at New England	9	19	2.1	5	0
L.A. Rams	15	89	5.9	17	1
Atlanta	6	30	5.0	8	0
at New Orleans	15	48	3.2	11	0
TOTALS	121	482	4.0	26	1

RECEIVING

OPPONENT	NO.	YDS.	AVG.	LG	TD
at Cleveland	9	64	7.1	23	0
Indianapolis	3	39	13.0	40	0
at Pittsburgh	5	13	2.6	8	0
Seattle	1	26	26.0	26	0
at Kansas City	3	18	6.0	15	0
Cleveland	3	17	5.6	11	0
at Houston	2	8	4.0	6	0
Pittsburgh		DID NOT PLAY			
Houston		DID NOT PLAY			
at N.Y. Jets	2	30	15.0	15	0
L.A. Raiders	5	52	10.4	22	0
at San Francisco	5	40	8.0	17	0
at New England	2	20	10.0	17	0
L.A. Rams	2	33	16.1	28	0
Atlanta	3	36	12.0	18	0
at New Orleans	3	31	10.5	16	0
TOTALS	48	427	8.9	40	0

50



Ht: 6-5 Wt: 252 1993 Games/Starts: 14/12
College: Baylor Career Games/Starts: 60/57
NFL Exp: 5th year Acquired: D1 '90
 Birthdate: 8/4/68

JAMES FRANCIS LB

In an era of increasing specialization for linebackers, Francis remains one who can do it all ... He's tough against the run, strong and fast enough to handle the best tight ends, good in zone coverage and dangerous when freed up to rush the passer ... Has demonstrated big-play ability with interceptions as well as forcing and recovering fumbles ... Had key plays in two of three Bengals victories in '93 ... Also rated among Bengals' top 10 special teams players ... Is a designated "transition player," giving Bengals the right to match future free-agent contract offers.

DAVE SHULA SAYS: "If James has a healthy '94 season, he can be one of the dominant linebackers in the NFL. He finished strong last year, but we missed him early when he was out with a groin pull. It's just a matter of him being there every week. That's the challenge for him now."

1993: Forced into slow start by groin strain suffered in first quarter of season opener at Cleveland ... Injury limited him to 22 defensive snaps in first four games ... On inactive list Sept. 12 vs. Colts and Sept. 19 at Steelers ... Returned to form near mid-season, and played 588 of 601 defensive snaps over final nine games ... Played DE in nickel fronts ... Helped seal 16-10 victory over Raiders Nov. 28 with interception of Jeff Hostetler pass at the Cincinnati 26 with 3:39 to play ... Stymied late Atlanta drive on Dec. 26 with tackle for three-yard loss on Erric Pegram; helped put cap on 21-17 win ... Forced fumble by Pittsburgh's Neil O'Donnell Nov. 7, setting up Bengals recovery and 20-yard TD drive for 13-0 lead ... Had seven-yard sack on Vinny Testaverde vs. Cleveland Oct. 17 ... Had nine-yard sack, from Bengals' two-yard line, on Warren Moon at Houston Oct. 24 ... Had 12-yd. INT at San Francisco Dec. 5, stopping drive which had reached Bengals' 13.

PREVIOUS SEASONS — 1990: Drafted by Bengals in first round (12th overall pick) ... Signed July 19 ... Enjoyed dazzling rookie season, with seven sacks in first seven games (eight overall) and a team-leading 78 tackles ... Had 15-yd. INT for TD in season-ending win over Browns that clinched AFC Central title. **1991:** Started all 16 games for second straight year ... Opened season at inside LB, but was moved in September back to natural spot on outside ... Finished third on team with 68 tackles. **1992:** Had career-high three INT, including 66-yarder for TD vs. Detroit Nov. 22 ... Had two INT for 107 yards in Detroit game, plus seven solo tackles, two sacks and a forced fumble, and was named AFC Defensive Player of Week ... Had six sacks.

COACH LARRY PECCATIELLO SAYS: "We expect big production out of James Francis. He has big-play potential and all the attributes you look for in an outside linebacker. I know that in the past, James has not always lived up to all that potential. But the potential is there, for him to go from very good to great, and it's up to us to get it out of him."

FRANCIS ON FRANCIS: "I know what it takes now to get to where I want to be. If I help this team win, the personal awards will come."

COLLEGE: All-America LB at Baylor who also was valuable sixth man on varsity basketball team ... Believed to be only major college athlete to play in two bowl games (1988 Bluebonnet and 1989 Liberty) and two post-season basketball tourneys (1988 NIT and 1989 NCAA) ... Blocked eight kicks as a senior, and his 12 blocked kicks set a school career record.

PERSONAL: Born in Houston, Texas ... Attended LaMarque (Tex.) HS ... Brother, Ron, played DB for Dallas Cowboys (1987-90).

JAMES FRANCIS' STATISTICS

YEAR	TEAM	G/S	TACKLES	ASSISTS	TOTAL	SACKS	INT	FR
1990	Cincinnati	16/16	63	15	78	8	1	0
1991	Cincinnati	16/16	50	18	68	3.5	1	1
1992	Cincinnati	14/13	33	6	39	5	3	2
1993	Cincinnati	14/12	35	6	41	2	2	1
CAREER		60/57	181	45	226	18.5	7	4

PLAYOFF GAMES

YEAR	TEAM	G/S	TACKLES	ASSISTS	TOTAL	SACKS	INT	FR
1990	Cincinnati	2	6	2	8	0	0	1

INTERCEPTIONS

YEAR	TEAM	NO.	YDS.	AVG	LG	TD
1990	Cincinnati	1	17	17.0	17	1
1991	Cincinnati	1	0	0.0	0	0
1992	Cincinnati	3	108	36.0	66	1
1993	Cincinnati	2	12	6.0	12	0
CAREER		7	137	19.6	66	2

SCORING

YEAR	TEAM	TDs	TD-R	TD-P	TD-Rt	S	PTS
1990	Cincinnati	1	0	0	1	1	8
1992	Cincinnati	1	0	0	1	0	6
TOTALS		2	0	0	2	1	14

SPECIAL TEAMS TACKLES (7): 1990 (3); 1991 (0); 1992 (1); 1993 (3).



Ht: 6-5 Wt: 299

College: Appalachian St.

NFL Exp: 3rd year

1993 Games/Starts: 16/6

Career Games/Starts: 31/9

Acquired: W (Sea)'92

Birthdate: 3/20/69

97

MIKE FRIER

DT-DE

Big, strong defensive lineman with the potential to be a run-stopper and still provide significant pass pressure In back-up role for 22 of first 25 pro games, but started the last six games of '93.

DAVE SHULA SAYS: "This is a big year for Mike. He has to show whether he'll emerge as a starting-quality NFL player or remain in the background. If he dedicates himself to the goal, he has the physical potential to reach it."

FRIER(Cont.)

1993: Playing time increased as season progressed ... Saw action on 60.2 percent of defensive snaps in final six games, as Bengals went 3-3 ... Got first start vs. Raiders Nov. 28 in place of injured John Copeland, but remained in starting lineup after Copeland's return ... Had first pro sack in victory over Raiders.

1992: Drafted in seventh round by Seattle (178th overall pick) ... Claimed on waivers by Bengals Sept. 2 ... Missed season opener, but played in the last 15 games ... Got first pro start Oct. 25 vs. Houston.

COACH LARRY PECCATIELLO SAYS: "Mike Frier is a very interesting guy to me. He hasn't played that much that we can get a really good bead on him, but I like the size and potential I see there. You need some 300-pounders to get the job done."

COLLEGE: Three-year letterman at Appalachian State ... started 20 of 33 games ... Had career-high 95 tackles and four sacks in 1988.

PERSONAL: Hometown is Jacksonville, N.C. ... Attended Jacksonville HS.

MIKE FRIER'S STATISTICS

YEAR	TEAM	G/S	TACKLES	ASSISTS	TOTAL	SACKS	INT	FR
1992	Cincinnati	15/3	13	2	15	0	0	0
1993	Cincinnati	16/6	17	4	21	1	0	0
	CAREER	31/9	30	6	36	1	0	0

BENGALS ROAD HEADQUARTERS

PRESEASON

Tampa Bay	Radisson Bay Harbor Inn 7700 Courtney Campbell Cwy. Tampa, Fla. 33607 (813-281-8900)
Philadelphia	Doubletree Hotel Broad & Locust Sts. Philadelphia, PA 19107 (215-893-1600)

REGULAR SEASON

San Diego	Marriott Hotel & Marina 333 West Harbor Dr. San Diego, CA 92101 (619-234-1500)
Houston	Marriott Medical Center 6580 Fannin St. Houston, TX 77030 (713-796-0080)
Pittsburgh	Westin William Penn 530 William Penn Pl. Pittsburgh, PA 15219 (412-281-7100)
Cleveland	Marriott Society Center 127 Public Square Cleveland, OH 44114 (216-696-9200)
Seattle	The Westin Hotel 1900 Fifth Ave. Seattle, WA 98101 (206-728-1000)
Denver	Marriott City Center 1701 California St. Denver, CO 80202 (303-297-1300)
NY Giants	Sheraton Meadowlands 2 Meadowlands Plaza East Rutherford, NJ 07073 (201-896-0500)
Phoenix	Hilton Mesa Pavilion 1101 West Holmes Ave. Mesa, AZ 85210 (602-833-5555)

47



Ht: 6-7 Wt: 260

1993 Games/Starts: 11/2

College: Colorado St.

Career Games/Starts: 11/2

NFL Exp: 2nd year

Acquired: CFA '93

Birthdate: 6/22/70

DAVID FRISCH

TE

Excellent size and strength make him valuable as a run-blocker ... Needs to develop receiving skills to maximize playing time ... Playing time increased as his '93 rookie season progressed.

DAVE SHULA SAYS: "Coming in as a rookie free agent, Dave did a good job last year. He's a very strong blocker at the point of attack. How well he does as a receiver and a special teams player will determine how much he can increase his role."

1993: Six catches included two in victory over Raiders on Nov. 28, and two more the following week at San Francisco ... Played in last seven games.

COACH PAUL ALEXANDER SAYS: "This guy is obviously very big and strong. He's a good blocker playing on the line, good at controlling the edge. And he's got enough speed to make some contributions in the passing game."

COLLEGE: Finished playing career at Colorado State after starting at Iowa Central CC ... Caught 36 passes for 896 yards and eight touchdowns as a CSU senior, and was named honorable mention All-WAC.

PERSONAL: Hometown is House Springs, Mo.

DAVID FRISCH'S STATISTICS

RECEIVING

YEAR	TEAM	G/S	NO.	YDS.	AVG.	LG	TD
1993	Cincinnati	11/2	6	43	7.2	12	0

24



Ht: 5-10 Wt: 187

1993 Games/Starts: 12/1

College: Stanford

Career Games/Starts: 60/9

NFL Exp: 5th year

Acquired: W(SF) '93

Birthdate: 10/1/66

ALAN GRANT

CB

Smart, consistent coverage player looks for a secure foothold in Bengals secondary ... Finished '93 as team's top nickel back after joining Bengals three weeks into the season ... Total number of plays was limited due to learning process ... Provides insurance with kickoff and punt return skills.

COACH RON MEEKS SAYS: "Alan Grant is the kind of guy a coach likes because of his work habits. He won't go on the field without being prepared. He's smart, and he's versatile. He can play inside or outside in the nickel."

GRANT(Cont.)

1993: Waived by San Francisco after three games; claimed on waivers by Bengals Sept. 23 ... Made Bengals debut Oct. 24 at Houston ... Started vs. Houston Nov. 14; played every snap against run-and-shoot and had 17-yard INT ... Showed good awareness in nickel situations ... Excellent in zone coverage.

PREVIOUS SEASONS - 1990: Drafted by Indianapolis in 4th round (103rd overall pick) ... Appeared in all 16 games, starting seven ... Scored winning TD vs. Washington Dec. 22 on 25-yard interception return in final minute ... Credited with 50 tackles and 14 passes defended ... Returned 15 kickoffs for 18.7-yd. average. **1991:** Played 16 games; started one ... One forced fumble. **1992:** Waived by Colts and claimed Sept. 1 by San Francisco ... Played 15 games for 49ers, as nickel back and kick returner ... Returned 29 punts for 8.6 avg. and 3 kickoffs for 23.3 avg. ... One forced fumble.

COLLEGE: Starter for all 44 games of his Stanford career ... Had 167 tackles and 18 passes defended ... Established school records for punt returns (93) and punt return yardage (894) ... Had 77-yd. punt return vs. Washington as sophomore.

PERSONAL: Hometown is Pasadena, Calif. ... Attended St. Francis HS in La Canada, Calif., where he rushed for 1,450 yds. and 13 TD as a senior ... Married (wife Keir) ... Hobbies include Tae Kwon Do and free-lance writing.

ALAN GRANT'S STATISTICS

YEAR	TEAM	G/S	TACKLES	ASSISTS	TOTAL	SACKS	INT	FR
1990	Indianapolis	16/7	36	12	50	0	1	1
1991	Indianapolis	16/1	19	2	21	0	0	0
1992	San Francisco	16/0	11	0	11	0	0	0
1993	S.F.(3) Cin.(9)	12/1	9	0	9	0	1	0
CAREER		60/9	77	14	91	0	2	1

PUNT RETURNS

YEAR	TEAM	NO.	YDS.	AVG.	TD
1990	Indianapolis	2	6	3.0	0
1991	Indianapolis	2	6	3.0	0
1992	San Francisco	29	249	8.5	0
CAREER		33	261	7.9	0

KICKOFF RETURNS

YEAR	TEAM	NO.	YDS.	AVG.	TD
1990	Indianapolis	15	280	18.7	0
1991	Indianapolis	3	20	6.7	0
1992	San Francisco	3	70	23.3	0
CAREER		21	370	17.6	0

THREE SNAP 1,000-MARK

Just three Bengals players were on the field last season for 1,000 or more snaps with the offense or defense.

Free safety Darryl Williams led the team with 1,042 snaps from scrimmage. Though specialization may be the wave of the future, Williams missed only 10 defensive plays.

Cornerback Rod Jones had 1,002 plays for the defense, and tackle Joe Walter led the offense with 1,001 snaps. Walter missed just 38 offensive plays all season.

**Ht: 6-2 Wt: 222**

1993 Games/Starts: 15/15

College: South Carolina

Career Games/Starts: 57/49

NFL Exp: 5th year

Acquired: D2 '90

Birthdate: 1/29/68

HAROLD GREEN**RB**

Talented runner hitting physical prime ... Unusual combination of size, moves and straight-ahead speed ... Labored through a frustrating '93 with struggling offense, but displayed wares fully with 1,170 yards in '92, and has had no significant physical problems ... Is a designated transition player, giving Bengals right to match future free-agent offers.

DAVE SHULA SAYS: "Harold's 1994 will be very interesting to watch for everyone. He had such a great year in '92, but 1993 was disappointing, starting with his holdout and then the lack of production from our entire offensive group. But in '94 his contract isn't an issue. He should be with us all the way in preseason, and we look for him to get off to a great start."

1993: Missed first four weeks of training camp while negotiating contract ... Signed Aug. 19, but due to "five-day letter" rule, was ineligible to play in final two preseason games and Sept. 5 season opener ... Had season highs in rushing yards (76) and yards per carry (4.2) in Dec. 19 victory over Rams ... Season-long run of 25 yards came at Jets Nov. 21 ... Had most carries (22) at Kansas City and vs. Pittsburgh ... Topped 200-carry mark for second straight season.

PREVIOUS SEASONS — 1990: Was 38th overall pick in draft ... signed with Bengals Aug. 1 ... Played 12 games as rookie, and scored first TD on three-yard run vs. New England Sept. 23. **1991:** Started 10 games, and was among NFL leaders with 4.6-yard per-carry avg. ... Had 100-yard games at Dallas (12-124), at Buffalo (26-141) and vs. Cleveland (24-135) ... Scored on spectacular, career-long 75-yard run at Dallas. **1992:** Rushing total of 1,170 was No. 2 in club history behind James Brooks' 1,239 in '89; was seventh 1,000-yd. rushing season in club history ... Named to Pro Bowl ... Had career-high 190 yards on 31 carries vs. New England Dec. 20 ... Also had 100-yd. games at Seattle (21-123), at Green Bay (21-101), at Chicago (25-117) and vs. Pittsburgh (16-116) ... Had 53-yd. run vs. New England and 52-yarder at Seattle.

COACH JIM ANDERSON SAYS: "Harold has the quick feet, the ability and the perception to really make things happen. You didn't always see that last year, but he came in cold because of his contract. If he has a good training camp, if he sort of reacquaints himself with football, he can be back to the All-Pro level we saw two years ago."

HONORS: Played in Pro Bowl (1992 season).

COLLEGE: Finished South Carolina career as school's second-leading rusher with 3,005 yds. ... 33 TDs tied George Rogers for most in Gamecock history.

PERSONAL: Born in Ladson, S.C. ... Attended Stratford HS in Goose Creek, S.C. ... Holds degree from South Carolina in retail sales.

HAROLD GREEN'S STATISTICS**RUSHING**

YEAR	TEAM	G/S	ATT.	YDS.	AVG.	LG	TD
1990	Cincinnati	12/9	83	353	4.3	39	1
1991	Cincinnati	14/10	158	731	4.6	75	2
1992	Cincinnati	16/15	265	1170	4.4	52	2
1993	Cincinnati	15/15	215	589	2.7	25	0
CAREER		57/49	721	2843	3.9	75	5

RECEIVING

YEAR	TEAM	NO.	YDS.	AVG	LG	TD
1990	Cincinnati	12	90	7.5	22	1
1991	Cincinnati	16	136	8.5	18	0
1992	Cincinnati	41	214	5.2	19	0
1993	Cincinnati	22	115	5.2	16	0
CAREER		91	555	6.1	22	1

SCORING

YEAR	TEAM	TDs	TD-R	TD-P	TD-Rt	PTS
1990	Cincinnati	2	1	1	0	12
1991	Cincinnati	2	2	0	0	12
1992	Cincinnati	2	2	0	0	12
1993	Cincinnati	0	0	0	0	0
CAREER		6	5	1	0	36

PLAYOFF GAMES**RUSHING**

YEAR	TEAM	G	ATT.	YDS.	AVG.	LG	TD
1990	Cincinnati	2	11	55	5.0	12	0

RECEIVING

YEAR	TEAM	G	ATT.	YDS.	AVG.	LG	TD
1990	Cincinnati	2	2	15	7.5	13	1

HAROLD GREEN GAME-BY-GAME IN 1993**RUSHING**

OPPONENT	ATT.	YDS.	AVG.	LG	TD
at Cleveland	DID NOT PLAY				
Indianapolis	12	25	2.1	7	0
at Pittsburgh	12	16	1.3	5	0
Seattle	13	16	1.2	12	0
at Kansas City	22	68	3.1	12	0
Cleveland	8	12	1.5	5	0
at Houston	13	47	3.6	9	0
Pittsburgh	22	59	2.7	9	0
Houston	1	0	0.0	0	0
at N.Y. Jets	9	32	2.6	25	0
L.A. Raiders	14	53	3.8	15	0
at San Francisco	19	60	3.2	16	0
at New England	21	45	2.1	9	0
L.A. Rams	18	76	4.2	18	0
Atlanta	15	56	3.7	13	0
at New Orleans	16	24	1.5	5	0
TOTALS	215	589	2.7	25	0

27

**Ht: 6-3 Wt: 222****1993 Games/Starts: 8/8****College: Texas****Career Games/Starts: 8/8****NFL Exp: 2nd year****Acquired: D7 '93****Birthdate: 1/9/70****LANCE GUNN****S**

Big safety with 4.5 speed had a roller-coaster rookie year ... Suffered NFL draft disappointment with seventh-round selection, but was sufficiently impressive in training camp to take Bengals starting SS job with release of David Fulcher ... But mid-season injury shelved him, and he faces comeback assignment in '94 camp.

COACH RON MEEKS SAYS: "Lance did a lot of things for us early last year. He's a big, physical specimen with good straight-line speed, and he's very bright. What he needs to do now is improve his reaction time and work on his overall agility."

1993: 175th overall pick in draft ... Was impressive early in training camp, and named starting SS for second preseason game ... Started every game through Nov. 7 vs. Pittsburgh, when knee injury sidelined him ... Placed on injured reserve Nov. 11 and missed remainder of season, but was declared in off-season as 100 percent ready for '94 camp ... Played 89.7 percent of defensive snaps in season's first six games (350 of 390) ... Played every defensive snap vs. Seattle and at Kansas City ... Showed potential Oct. 17 vs. Cleveland when coaches credited him with 7 tackles, 2 passes broken up, 1 QB pressure, 1 tackle-for-loss and a fumble recovery. ... Had 4 QB pressures and 4 passes broken up for season ... Showed ability to handle tight ends in man-for-man coverage ... Needs to work on run-support techniques in second pro season.

COLLEGE: All-SWC choice in each of his last three seasons at Texas ... Had 96 tackles and two sacks as a senior ... Led team with five interceptions as a junior.

PERSONAL: Hometown is Houston, Texas ... Attended North Shore HS ... Hobbies include golf and video games ... Works in the off-season for Cincinnati's Midland Co.

LANCE GUNN'S STATISTICS

YEAR	TEAM	G/S	TACKLES	ASSISTS	TOTAL	SACKS	INT	FR
1993	Cincinnati	8/8	25	3	28	0	0	1

BENGALS' ALL-TIME TEAM TOTALS

(1968-93)

POINTS: 8,109**TOUCHDOWNS:** 961**PASSING TDs:** 479**FIELD GOALS:** 468**SAFETIES:** 21**BALL-CONTROL PLAYS:** 24,596**NET RUSHING YARDAGE:** 50,733**NET PASSING YARDAGE:** 72,852**PASS COMPLETIONS:** 6,262**INTERCEPTIONS:** 495**PENALTIES INCURRED:** 2,291**POINTS ALLOWED:** 8,050**RUSHING TDs:** 400**TDs BY RETURN & RECOVERY:** 82**PATs:** 907**NET YARDAGE:** 124,712**NET YARDAGE ALLOWED:** 121,916**RUSHING PLAYS:** 12,539**PASSING PLAYS:** 11,074**FIRST DOWNS:** 7,163**HAD INTERCEPTED:** 403**PENALTY YARDAGE:** 19,763

98



Ht: 6-5 Wt: 288

1993 Games/Starts: 13/9

College: Arizona

Career Games/Starts: 68/26

NFL Exp: 7th year

Acquired: FA '93

Birthdate: 3/17/65

GEORGE HINKLE DT

Dependable veteran lineman joined Bengals just before '93 season opener and claimed starting lineup spot for nine of the first 12 games ... Wide-body ... Tough player to run directly against.

DAVE SHULA SAYS: "During training camp, we weren't getting any big plays from the left end position. George was able to come in and make some impact. He's a knowledgeable guy who can help us again in 1994."

1993: Waived in training camp by Minnesota and signed as free agent Aug. 26 with Bengals ... Started first three games ... Had eight-yard sack at Pittsburgh Sept. 19 ... Missed Sept. 26 Seattle game with ankle sprain ... Returned to start six of the next eight games, missing both Houston games because of special lineups against run-and-shoot offense ... Played but did not start in final four games.

PREVIOUS SEASONS — 1988: Drafted by San Diego in 11th round (293rd overall pick) ... Missed first 13 games with foot injury, but had three sacks in last three games. **1989:** Played 14 games, with 2.5 sacks and 24 QB pressures. **1990:** Played career-high 16 games; started three. **1991:** Had career-high 13 starts, missing final three games with a groin injury. **1992:** Signed April 1 by Washington as Plan B free agent ... Traded by Washington to Minnesota on Aug. 26; Vikings received Hinkle and WR Joe Johnson for sixth-round pick in '93 draft ... Played in nine games for Vikings; sidelined last five games with pneumonia.

COLLEGE: Three-year starter at Arizona ... Career totals of 165 tackles and 7.5 sacks.

PERSONAL: Born in St. Louis, Mo. ... Hometown is Robertsville, Mo. ... Attended Pacific HS ... Holds degree from Arizona; is pursuing master's degree ... Married (wife Sharon) with one son (George, 1) ... Hobbies include racquetball, shooting and hunting ... Spends time with youth groups; established a scholarship fund at Pacific HS ... Full name is George Allen Hinkle, Jr.

GEORGE HINKLE'S STATISTICS

YEAR	TEAM	G/S	TACKLES	ASSISTS	TOTAL	SACKS	INT	FR
1988	San Diego	3/1	10	0	10	3	0	0
1989	San Diego	14/0	16	3	19	2.5	0	0
1990	San Diego	16/3	14	4	18	0.5	0	0
1991	San Diego	13/13	28	4	32	0.5	0	1
1992	Minnesota	9/0	1	0	1	0	0	0
1993	Cincinnati	13/9	10	6	16	1	0	0
CAREER		68/26	79	17	96	7.5	0	1

12



Ht: 6-3 Wt: 215

1993 Games/Starts: 0/0

College: Rice

Career Games/Starts: 18/2

NFL Exp: 3rd year

Acquired: D4 '91

Birthdate: 11/22/67

DON HOLLAS**QB**

Strong and athletic young veteran hopes to pick up where he left off in 1992 ... Showed much promise at end of '92 season, but missed entire '93 season due to severe knee injury suffered in '92 finale.

DAVE SHULA SAYS: "Don's off-season workouts went exceptionally well, and we look for him to rebound from the knee injury. He did some good things when he played for us in 1991 and 1992. He's a good athlete, he throws accurately, and his arm is plenty strong."

1993: Placed on Physically Unable to Perform list in training camp ... Remained on reserve status all season.

PREVIOUS SEASONS — 1991: Signed July 15 with Bengals after being drafted in fourth round (99th overall pick) ... Made debut as pro passer Oct. 27 at Houston (3-9, 40 yds.) ... Made first pro start, subbing for injured Boomer Esiason, Nov. 24 vs. Raiders; completed 17 of 31 for 147 yds., including first pro TD pass of 23 yards to Reggie Rempert ... Also played on kick coverage special teams. **1992:** Threw TD passes of 12 yards to Milt Stegall vs. Houston Oct. 11, and 24 yards to Jeff Query at Cleveland Dec. 6 ... Started season finale vs. Colts on Dec. 27; completed 12 of 17 passes for 103 yds. and had Bengals in 17-14 lead before suffering torn anterior cruciate and medial collateral knee ligaments early in fourth quarter.

HOLLAS ON HOLLAS: "This team is so young, half the guys probably don't even realize I played here two years before I got hurt. I'm aware that I'm going to have something to prove."

COLLEGE: Played four seasons at Rice, first two as free safety and last two as quarterback ... Completed school-record 57 percent of his passes as a senior ... Fourth player in Rice history to account for more than 4,000 yards total offense ... honor student.

PERSONAL: Born in Kingsville, Texas ... Hometown is Rosenberg, Texas ... Attended Lamar Consolidated HS ... Holds degree from Rice in political science and managerial studies ... Married (wife Kimberly) ... Hobbies include golf, reading and fishing ... Volunteer at Cincinnati Children's Hospital ... Motivational speaker to youth groups.

DON HOLLAS' STATISTICS

PASSING

YEAR	TEAM	G/S	ATT	COMP	PCT	YDS	TD	INT	LG	RAT
1991	Cincinnati	8/1	55	32	58.2	310	1	4	23	49.8
1992	Cincinnati	10/1	58	35	60.3	335	2	0	24	87.9
1993	Cincinnati				DID NOT PLAY					
	CAREER	18/2	113	67	59.0	645	3	4	24	69.4

SACKED/YDS (15/102): 1991 (7/57); 1992 (8/45).

71



Ht: 6-1 Wt: 298

1993 Games/Starts: 1/0

College: Colorado

Career Games/Starts: 12/2

NFL Exp: 3rd year

Acquired: FA '93

Birthdate: 12/24/68

GARRY HOWE**DT**

Fireplug-shaped former Steeler enters fourth NFL training camp and first with Bengals ... Massive legs and compact stature make him hard for blockers to move ... Showed NFL potential during '92 season with Pittsburgh, and he bids for a role in Bengals' plans to improve rushing defense.

COACH LARRY PECCATIELLO SAYS: "Garry doesn't fit the body mold of most NFL linemen. He's got some size but not the height. But he has good techniques, and he's strong at the point of attack. His No. 1 asset should be the ability to be productive against the running game."

1993: On Pittsburgh roster at beginning of year, but waived in training camp ... Signed Dec. 16 by Bengals as unattached free agent ... Active but DNP vs. Rams Dec. 19 ... On inactive list vs. Falcons Dec. 26 ... Saw only action in season finale at New Orleans.

PREVIOUS SEASONS — 1991: Signed April 25 as undrafted rookie free agent ... Released Aug. 26, and re-signed to practice squad for remainder of season. **1992:** Began year with Frankfurt Galaxy of World League, starting eight games ... Began NFL season on Pittsburgh practice squad, but was activated by Steelers Oct. 13 ... Played in final 11 games, starting two, and had two sacks ... Made five tackles vs. Bengals Oct. 19 ... Registered first sack vs. Houston Nov. 1 ... Got first start and had second sack vs. Detroit Nov. 15 ... Also started Nov. 22 vs. Indianapolis; credited with deflected pass ... Used as an offensive blocking back in goal line situations vs. Seattle Dec. 6.

COLLEGE: Was first-team all-Big Eight as a Colorado senior ... Played as a junior and sophomore as teammate of Bengals DE Alfred Williams.

PERSONAL: Hometown is Spencer, Iowa ... Attended Spencer HS ... Hobbies include guns, hats, country music and dancing ... Does college recruiting for Computer Tech and the International Culinary Academy ... Full name is Garry William Howe, Jr.

GARRY HOWE'S STATISTICS

YEAR	TEAM	G/S	TACKLES	ASSISTS	TOTAL	SACKS	INT	FR
1992	Pittsburgh	11/2	11	13	24	2	0	0
1993	Cincinnati	1/0	0	0	0	0	0	0
	CAREER	12/2	11	13	24	2	0	0

68

**Ht: 6-7 Wt: 310**

1993 Games/Starts: 7/0

College: Johnson C. Smith

Career Games/Starts: 7/0

NFL Exp: 2nd year

Acquired: CFA '93

Birthdate: 12/24/69

DONNELL JOHNSON T

Shy on experience and long on potential ... Was a defensive lineman in college, but was switched to the offensive side early in '93 training camp ... Has excellent athletic skills for an offensive lineman ... One of line coach Jim McNally's pet projects for future development.

COACH JIM MCNALLY SAYS: "We're going to give Donnell every snap we can in training camp. He's a giant guy with good feet, long arms and agility, and that could make him a real sleeper as a pass blocker. But he has to learn offensive line play."

1993: Made NFL debut against Houston on Oct. 24 ... Did not play next two games, but had season-high 29 snaps Nov. 14 vs. Oilers, and played in six of final eight games ... Was in lineup at LT, subbing for injured Tom Scott, when Bengals made 70-yard drive in final 3:10 for a TD and comeback victory over Atlanta.

COLLEGE: Played three seasons on defensive line at Johnson C. Smith.

PERSONAL: Hometown is Miami, Fla.

11

**Ht: 6-2 Wt: 200**

1993 Games: 16

College: BYU

Career Games: 139

NFL Exp: 10th year

Acquired: W (Clev) '88

Birthdate: 11/27/61

LEE JOHNSON P-K

Perhaps the NFL's most versatile kicker, the genial Johnson returns for '94 as Cincinnati's punter, kickoff man and placekick holder ... Enters 10th NFL season after posting career-best season punting average of 43.9 yards ... Among AFC punters with the top five averages, his percentage of kicks downed inside the 20 was highest (26.6) ... Author of the two longest punts in Bengals history (70 yards each) ... Holds Super Bowl record for longest punt (63 yards, SB XXIII) ... Valuable performer also has two field goals of 50-plus yards on his career resume, and threw a touchdown pass as holder on fake field goal in '90.

DAVE SHULA SAYS: "Lee is coming off a tremendous year, probably his best as a pro. He not only punted for average, he kept offenses backed up with a lot of balls inside the 20. He has a very strong leg for kickoffs, and that will be more important this year with the rules changes we'll see."

JOHNSON, LEE.....(Cont.)

1993: Set Bengals record for most punting yards (3,954) in a season ... His 90 attempts were one shy of Pat McNally's 1978 club mark ... Moved past McNally into second place for Bengals' career punting average (42.5), behind only Dave Lewis (43.8) ... Moved past Lewis into second place for Bengals' career punting yardage (15,690), trailing only McNally (29,307) ... His 24 punts inside the 20 were one short of McNally's 1978 Bengals season record ... Had no punts blocked for fourth consecutive season ... Had twice as many inside 20 as touchbacks (24-12) ... Had career-best single-game average of 55.0 yds. at Houston Oct. 24 ... Helped salt away season's first victory, Nov. 28 vs. Raiders, with fourth-quarter punt of 56 yards out of bounds at L.A. one-yard line ... Had two downed inside 20 and no touchbacks in Dec. 26 victory over Atlanta ... Had season-long punt of 60 yards twice, Oct. 10 at Kansas City and Oct. 17 vs. Cleveland ... Had 52 kickoffs, 14 of which went for touchbacks ... Consistent effort as holder for FG kicker Doug Pelfrey.

JOHNSON DATA: Before joining the Bengals during the 1988 season, Johnson was strictly a barefoot punter, believed to be the first since Henry "Hawaiian" Hughes of the 1932 Boston Braves. But after coming to Cincinnati, he switched to wearing a shoe. The footwear has appeared to pay off, as Johnson found a secure home with the Bengals after being waived by three earlier clubs. "It gives me a little more control," Johnson says, "though I don't get some of the 65-yarders I once got without it."

PREVIOUS SEASONS — 1985: Drafted in fifth round by Houston (138th overall pick) ... Signed June 25 ... Won regular punting job and had 35.7-yd. net average, third best in AFC. **1986:** Had league-high 36 kickoffs for touchbacks ... Ranked third in NFL with 26 punts inside-20. **1987:** Punted in nine games for Oilers ... Claimed on waivers Dec. 2 by Buffalo ... Subsequently waived by Buffalo and claimed Dec. 10 by Cleveland ... Punted and kicked off for Browns during final three regular-season games, plus two playoff games. **1988:** Played three games with Browns ... Claimed on waivers by Bengals Sept. 23, and became important part of team's drive to Super Bowl XXIII ... Handled kickoffs only for Bengals from Weeks 5-13, but took over the punting job as well in Week 14 ... Punted 14 times for Bengals for 42.4 avg., and averaged 42.2 on 17 playoff punts with 7 inside-20 and no touchbacks ... Used for first time as long-distance field-goal kicker ... Missed 50-yarder vs. San Diego Dec. 4, but nailed 50-yarder vs. Washington Dec. 17 as Bengals won by three (20-17) to clinch AFC Central title. **1989:** Punted 61 times for 40.1 average ... Suffered only two blocked punts of NFL career. **1990:** Produced longest punts of NFL season with pair of 70-yarders, first Sept. 23 vs. New England and second Oct. 22 at Cleveland ... Two boots are longest in Bengals history ... Finished third in AFC with 42.3-yd. punting average, and averaged 49.1 yds. on eight punts in two playoff games ... Tossed four-yard TD pass to Rodney Holman vs. New England Sept. 23, serving as holder on fake field-goal try. **1991:** His 43.7 punting avg. set a personal career high for the second straight year ... Kicked 53-yd. field goal at Buffalo Oct. 21. **1992:** Topped 3,000-yd. mark in season punting for first time since '86 ... posted third straight average of 42.0 or better since becoming accustomed to wearing shoe.

COACH MARV BRADEN SAYS: "Lee had what I would consider a Pro Bowl-type season in 1993. He didn't get voted in, but it seems like that always goes now to guys who punt in domes. Let me tell you, there's a heck of a lot of difference between punting in a dome and punting in all kinds of weather like Lee does."

COLLEGE: Handled punting and placekicking during BYU career, averaging 47.0 on 81 punts, making 95-of-101 PATs and 24-of-40 FG tries ... Set NCAA record at BYU with 60.4-yd. average on five punts in a game against Wyoming ... College nickname was "Thunderfoot."

PERSONAL: Hometown is Conroe, Texas ... Attended McCullough HS in The Woodlands, Texas ... Married (wife Shelly) with twin daughters (Kelsey and Alexandria) ... Works as a stock broker in off-season, and works with Handicapped Ski Programs in Utah ... Hobbies include racquetball, hunting, scuba diving and jazz.

LEE JOHNSON'S STATISTICS

PUNTING

YEAR	TEAM	G	NO	YDS.	AVG	TB	IN 20	LG	BLK
1985	Houston	16	83	3464	41.7	8	22	65	0
1986	Houston	16	88	3623	41.2	9	26	66	0
1987	Hou.(9) Cle.(3)	12	50	1969	39.4	4	8	66	0
1988	Cle.(3) Cin.(12)	15	31	1237	39.9	2	10	61	0
1989	Cincinnati	16	61	2446	40.1	11	14	62	2
1990	Cincinnati	16	64	2705	42.3	8	12	70	0
1991	Cincinnati	16	64	2795	43.7	6	15	62(2)	0
1992	Cincinnati	16	76	3196	42.1	9	15	64	0
1993	Cincinnati	16	90	3954	43.9	12	24	60	0
CAREER		139	607	25,389	41.8	69	146	70	2

PASSING

YEAR	TEAM	ATT.	COMP.	PCT.	YDS.	TD	LG	INT.
1990	Cincinnati	1	1	1.000	4	1	4	0
1991	Cincinnati	1	1	1.000	3	0	3	0
1993	Cincinnati	1	0	.000	0	0	0	0
CAREER		3	2	.667	7	1	4	0

SCORING

YEAR	TEAM	XP	XPA	FG	FGA	PTS
1988	Cincinnati	0	0	1	2	3
1989	Cincinnati	0	1	0	0	0
1990	Cincinnati	0	0	0	1	0
1991	Cincinnati	0	0	1	3	3
1992	Cincinnati	0	0	0	1	0
1993	Cincinnati	0	0	0	0	0
CAREER		0	1	2	7	6

PLAYOFF GAMES

PUNTING

YEAR	TEAM	G	NO.	YDS.	AVG.	TB	IN 20	LG	BLK
1988	Cincinnati	3	17	718	42.2	0	7	63	0
1990	Cincinnati	2	8	393	49.1	0	1	64	0
CAREER		5	25	1111	44.4	0	8	64	0

LEE JOHNSON GAME-BY-GAME IN 1993**PUNTING**

OPPONENT	NO.	YDS.	AVG.	TB	IN 20	LG
at Cleveland	5	223	44.6	0	1	52
Indianapolis	7	280	40.0	3	3	47
at Pittsburgh	6	285	47.5	0	1	55
Seattle	4	155	38.8	0	1	49
at Kansas City	4	191	47.8	0	2	60
Cleveland	9	425	47.2	1	3	60
at Houston	4	220	55.0	1	1	56
Pittsburgh	7	271	38.7	0	2	52
Houston	5	231	46.2	1	0	52
at N.Y. Jets	5	224	44.8	1	3	52
L.A. Raiders	6	264	44.0	1	1	56
at San Francisco	2	89	44.5	0	1	46
at New England	8	340	42.5	2	1	58
L.A. Rams	3	130	43.3	1	1	46
Atlanta	8	311	38.9	0	2	51
at New Orleans	6	266	44.3	1	1	50
TOTALS	90	3954	43.9	12	24	60

**Ht.: 6-3 Wt.: 230**

1993 Games/Starts: 15/12

College: Clemson

Career Games/Starts: 40/14

NFL Exp: 4th year

Acquired: D2a '91

Birthdate: 5/8/68

55**JOHN JOHNSON LB**

An athletic outside linebacker who can dazzle crowds with his speed, Johnson looms as possible steal for the Bengals from the waiver wire ... Cut by 49ers in June despite '93 season resume that included 12 starts for division championship club, a No. 8 ranking in tackles, two sacks and a tied-for-team-best three forced fumbles ... Awarded to Bengals on waiver claim 6/13/94 ... Bengals DB Alan Grant, former SF teammate of Johnson, says "Trust me, this guy is one impressive athlete" ... Speed is such that he lettered on Clemson's indoor track team.

DAVE SHULA SAYS: "The 49ers released John when they signed Richard Dent. We feel John was more of a (salary) cap casualty than anything else. We're very happy to get a player with his physical tools."

1993: Started at OLB in 12 of 15 games he played, filling reserve role in other three as 49ers employed extra secondary help vs. four-receiver offenses ... Missed only the Dec. 5 Cincinnati game, for which he was inactive with an ankle injury ... Best game was Oct. 31 vs Rams: season-high seven tackles, one sack, interception, forced fumble and fumble recovery ... Had five tackles at Dallas Oct. 17, along with a forced fumble that Eric Davis returned 47 yds. for TD ... Had six tackles, a 12-yard sack and a forced fumble at Pittsburgh Sept. 5th ... Had five tackles in two post-season games, three vs. Giants Jan. 15 and two at Dallas Jan. 23.

PREVIOUS SEASONS — 1991: Drafted in second round (53rd overall pick) by San Francisco ... Signed July 10 ... Played nine games in rookie season ... On injured reserve with pinched

nerve in neck from Nov. 9 through end of season. **1992:** Played all 16 games had first two pro starts ... In first start, Sept. 6 at Giants, had 56-yard INT return for game-clinching TD ... Had two tackles, a 10-yard sack and a pass defended vs. Buffalo Sept. 13 ... Had two special teams tackles in Jan. 9 playoff game vs. Washington, and had two tackles with regular defense in NFC Championship game vs. Dallas Jan. 17.

COACH JOE PASCALE SAYS: "John's greatest asset is outstanding speed and quickness. He's got pass-rushing ability, and he's good in coverage."

COLLEGE: Had four sacks among 48 tackles in senior season at Clemson ... Named second-team All-ACC ... Played in Senior Bowl in January 1991 ... Lettered on Clemson indoor track team, running 55 meters (6:41) and 200 meters (22:31).

PERSONAL: Hometown is LaGrange, Ga. ... Named USA Today's Georgia player-of-the-year after senior season at LaGrange HS ... Ran on school record 440 team in HS, and competed in discus (153-2) and shot put (53-4 1/2) ... Full name is John Vernard Johnson.

JOHN JOHNSON'S STATISTICS

YEAR	TEAM	G/S	TACKLES	ASSISTS	TOTAL	SACKS	INT	FR
1991	San Fran.	9/0	3	2	5	0-0	0-0	0
1992	San Fran.	16/2	13	6	19	1-10	1-56	0
1993	San Fran.	15/12	33	14	47	2-19	1-0	1
	CAREER	40/14	49	22	71	3-29	2-56	1

PLAYOFF GAMES

YEAR	TEAM	G/S	TACKLES	ASSISTS	TOTAL	SACKS	INT	FR
1992	San Fran.	2/0	4	0	4	0-0	0-0	0
1993	San Fran.	2/0	3	2	5	0-0	0-0	0
	TOTAL	4/0	7	2	9	0-0	0-0	0



Ht: 6-7 Wt: 294

College: Maine

NFL Exp: 2nd year

1993 Games/Starts: 15/5

Career Games/Starts: 15/5

Acquired: CFA '93

Birthdate: 7/22/70

66

DAN JONES

G-C-T

Among a group of rookie free-agent linemen on the '93 Bengals, Jones faced the sternest baptism of fire. He was called to start six of his first seven games ... Bothered by left knee soreness second half of season, but underwent arthroscopic surgery March 23 to relieve the problem ... Needs to work on leg strength in second NFL season, but has earned respect for hard-nosed play.

COACH JIM MCNALLY SAYS: "Of all our rookie linemen, this guy was the toughest. He's really a competitor, hard-nosed. He'll bite and scratch."

1993: First signed in NFL by Cleveland, but was released prior to training camp and signed with Bengals ... "Cincinnati was where I wanted to go in the first place," Jones said, "but I felt I

JONES, DAN(Cont.)

had to sign with Cleveland because my old coach from college had gone there" ... Became a starter in Game 2 vs. Colts, chosen to take over at RT in line shuffle caused by injury to Kevin Sargent ... Played every offensive snap at Kansas City Oct. 10 and vs. Cleveland Oct. 17 ... Resumed reserve role in Week 7 vs. Houston.

JONES ON JONES: "I had nothing to lose (as an undrafted free agent). I tried not to think about it. I just took things one day at a time."

COLLEGE: Blossomed as a senior at Maine, following no-honors season with first team All-Yankee Conference and second-team All East Coast Athletic Conference honors.

PERSONAL: Hometown is Malden, Mass.



Ht: 6-0 Wt: 185

1993 Games/Starts: 16/16

College: SMU

Career Games/Starts: 109/82

NFL Exp: 9th year

Acquired: Trade (TB)'90

Birthdate: 3/31/64

25

ROD JONES

CB

Probably the most improved player on the Cincinnati defense in 1993 ... A leader in Bengals' rise from 25th to 2nd in NFL pass defense ... Second on team in total snaps played from scrimmage ... Always possessed of fine speed and coverage ability, Jones worked on his ability to play the ball, with visible results ... Heads into '94 with new, three-year contract.

DAVE SHULA SAYS: "Rod had the best year of his career in '93, and it all came down to him playing the ball better. He's always had good speed and physical talent, and he's a tough and aggressive player against the run. If he continues on this course, he'll get even more recognition in '94."

1993: Led the secondary in passes broken up (11) and big play efforts (20), as compiled in coaches' ratings ... Also was rated the best run defender among cornerbacks and nickel backs ... Had four PBU and six big-play efforts in Nov. 28 victory over Raiders. Six BP was a single-game season-high for the secondary ... Played 95.2 percent of defensive snaps, second only to Darryl Williams ... Played every defensive snap in six games ... Had interception in fourth quarter to kill Falcons' last hope in Bengals victory Dec. 26 ... Consistently cited for keeping mental errors to a minimum ... Tight coverage helped Bengals finish fifth in defensive completion percentage (54.9).

PREVIOUS SEASONS — 1986: Drafted in first round by Tampa Bay (25th overall pick) ... Started 16 games as rookie at RCB, with team-leading 14 passes defended ... had first interception Dec. 21 at St. Louis. **1987:** Led team with two interceptions ... Had started 24 of 24 games as a Buc until ankle injury sidelined him for games 9-13. **1988:** Played 14 games, mostly as a nickel back ... Had one start. **1989:** Regained starting CB job and had career-high 92 tackles ... Had season-high 11 tackles vs. Bengals Oct. 29. **1990:** Opened training camp with Bucs, but traded to Bengals Sept. 1 for DE Jim Skow ... Started six games and was key player on special teams for AFC Central champs.

1991: Played first four games, starting two, but was sidelined for remainder of season with broken arm suffered Sept. 27 vs. Washington. **1992:** Returned from injury to start 14 games ... Ranked fourth on team with 63 tackles.

COACH LARRY PECCATIELLO SAYS: "Rod showed big improvement playing the ball, and was a pleasant surprise for the Bengal coaching staff last year. We look for him to continue to improve and fulfill more of the promise he came into the league with."

JONES ON JONES: "I used to play the receiver all the way. Now I play the receiver until I see him look for the ball. Then I play the ball, too, because it's just as much mine as it is his."

COLLEGE: Played every game for SMU over four-year career that included two SWC championships ... Earned nickname 'K.O.' for hard-hitting style ... Participated on NCAA champion track teams in '83 and '86 ... Won individual NCAA track titles for 400-meter in '84, and as part of 1,600-meter relay in '86.

PERSONAL: Hometown is Dallas, Texas ... Attended South Oak Cliff HS ... Married (wife Simone) with two children (Roderick, 3, and Ridge, 1) ... Holds degree from SMU in psychology ... Favorite hobby is golf ... Full name is Roderick Wayne Jones.

ROD JONES' STATISTICS

INTERCEPTIONS

YEAR	TEAM	G/S	NO.	YDS.	AVG.	LG	TD
1986	Tampa Bay	16/16	1	0	0.0	0	0
1987	Tampa Bay	11/11	2	9	4.5	5	0
1988	Tampa Bay	14/1	1	0	0.0	0	0
1989	Tampa Bay	16/16	0	0	0.0	0	0
1990	Cincinnati	16/6	0	0	0.0	0	0
1991	Cincinnati	4/2	0	0	0.0	0	0
1992	Cincinnati	16/14	2	14	7.0	14	0
1993	Cincinnati	16/16	1	0	0.0	0	0
CAREER		109/82	7	23	3.3	14	0

OTHER

YEAR	TEAM	TACKLES	ASSISTS	TOTAL	SACKS	INT	FR
1986	Tampa Bay	80	—	80	—	1	1
1987	Tampa Bay	47	—	47	—	2	1
1988	Tampa Bay	20	—	20	—	1	0
1989	Tampa Bay	92	—	92	—	0	0
1990	Cincinnati	38	8	46	0	0	1
1991	Cincinnati	9	0	9	0	0	0
1992	Cincinnati	54	9	63	0	2	1
1993	Cincinnati	39	7	46	0	1	1
CAREER		379	24	403	0	7	5

PLAYOFF GAMES

YEAR	TEAM	G	TACKLES	ASSISTS	TOTAL	SACKS	INT	FR
1990	Cincinnati	2	3	1	4	0	0	0

SPECIAL TEAMS TACKLES (7): 1990 (5); 1991 (1); 1992 (0); 1993 (1).



Ht: 6-2 Wt: 205 1993 Games/Starts: 14/13

College: Houston Career Games/Starts: 18/17

Acquired: D1 '92

NFL Exp: 3rd year Birthdate: 2/17/69

DAVID KLINGLER QB

Strong-armed, agile and competitive, Klingler heads into third Bengals season with determination to crash the ranks of the NFL's leading passers ... "I don't know exactly who's going to step up for us on offense this season," he says, "but I count myself as a guy who has to" ... Multiple NCAA record-holder seeks to hone downfield passing touch while looking for better offensive support ... Excels at avoiding turnovers in face of heavy pressure ... Bengals' best running QB since early years of Ken Anderson ... Has shown toughness in weathering 58 sacks in 18 NFL games; has used strength and athleticism to escape numerous sack attempts.

KLINGLER DATA: Five of Klingler's nine interceptions last season occurred on "Hail Mary" bombs at the conclusion of a half. Even with the questionable thefts, Klingler's interception percentage ranked 11th among 30 ratings qualifiers for the NFL passing title. With Klingler starting 13 games and playing in 14, the Bengals ranked third in the NFL in fewest giveaways (20).

DAVE SHULA SAYS: "Dave Klingler did everything we asked of him and more during the off-season, and I can see it paying off for him. His drop has gotten much smoother and quicker, and he's much more relaxed. It's very encouraging, because he gave us three winning performances late last year that showed the potential he has in this league. His No. 1 area to focus on this year is being an accurate deep thrower."

1993: Led Bengals to 3-3 mark in final six games ... Missed starts in Games 7-8-9 with lower back contusion, but came back to post passing rating of 73.1 while starting final seven ... His 282 rushing yards were most by a Bengals QB since Ken Anderson's 300 in '81, and his 6.9-yard average was best since Anderson's 7.5 in '80 ... Had career-high three TD passes and no INT in comeback victory over Atlanta Dec. 26 ... Had career and season-high 223 passing yards in victory over Rams Dec. 19 ... Hit 70 percent completion mark for second straight week on Nov. 28 as Bengals beat Raiders ... Suffered mild concussion vs. Seattle Sept. 26, but recovered to start next game at Kansas City Oct. 10 (following bye) ... Suffered lower back contusion at KC, missing one play, and was sidelined the following week after aggravating the contusion vs. Cleveland ... Missed next three starts, but relieved Jay Schroeder Nov. 14 vs. Houston ... Returned to start Nov. 21 at Jets ... Had season-long pass of 51 yards to Jeff Query at Cleveland Sept. 5 ... Had season-long run of 29 yards at New England Dec. 12, and 26-yard run in winning TD drive vs. Atlanta Dec. 26.

1992: Chosen by Bengals with sixth overall draft pick after record-shattering college career ... Took no snaps until Game 12 vs. Pittsburgh, when he was named starter over Boomer Esiason ... Started next four games before missing season finale with hip pointer ... Sacked club-record 10 times in pro debut vs. Steelers ... Threw career-long 83-yard TD pass to Jeff Query at San Diego Dec. 13 ... Started first pro victory, 20-10 over New England, at home on Dec. 20.

KLINGLER ON KLINGLER: "I have so much confidence in what I'm capable of doing. I don't think it was an accident when I made the throws in the past, and it won't be an accident when I make them in the future. I'm proud of not turning the ball over, and the main thing I'd like to improve is hitting passes under (pass rush) pressure. Your guys aren't going to block 'em every time."

MORE SHULA: "I feel very comfortable with Dave Klingler running the football. He's not looking to run, but when it's there, he takes it, and he makes good decisions down the field. He knows when to get down (in a slide), and when to go for it."

COLLEGE: Set 51 NCAA passing records while playing for run-and-shoot offense at Houston ... Threw for 9,327 yards and 91 TDs ... passed for over 400 yards in 13 of his 21 UH starts ... All-America selection in 1990-91 ... Had 54 TD passes in 1990 season ... In '91 vs. La. Tech, threw six TD passes in a quarter.

PERSONAL: Hometown is Houston, Texas ... attended Stratford HS ... Married (wife Katie) ... Holds degree from Houston in marketing ... Active in Christian youth work.

DAVID KLINGLER'S STATISTICS

PASSING

YEAR	TEAM	G/S	ATT	COMP	PCT	YDS	TD	INT	LG	RAT
1992	Cinti	4/4	98	47	48.0	530	3	2	83	66.3
1993	Cinti	14/13	343	190	55.4	1935	6	9	51	66.6
CAREER		18/17	441	237	53.7	2465	9	11	83	66.6

SACKED/YDS (58/348): 1992 (18/146); 1993 (40/202).

RUSHING

YEAR	TEAM	ATT.	YDS.	AVG.	LG	TD
1992	Cincinnati	11	53	4.8	12	0
1993	Cincinnati	41	282	6.9	29	0
CAREER		52	335	6.4	29	0

DAVID KLINGLER GAME-BY-GAME IN 1993

PASSING

OPPONENT	ATT.	COMP.	YDS.	TKD/YDS	TD	INT	LG
at Cleveland	28	20	214	6/42	1	2	51
Indianapolis	37	16	146	2/5	0	1	40
at Pittsburgh	21	17	135	2/12	1	0	26
Seattle	23	11	155	3/4	0	1	26
at Kansas City	30	16	173	4/11	0	1	25
Cleveland	9	3	25	2/22	0	0	11
at Houston	DID NOT PLAY						
Pittsburgh	DID NOT PLAY						
Houston 17	4	34	3/11	0	0	24	
at N.Y. Jets	31	22	196	4/20	1	2	25
L.A. Raiders	20	14	157	3/19	0	0	24
at San Francisco	19	13	97	0/0	0	1	22
at New England	25	9	89	4/26	0	1	17
L.A. Rams	30	16	223	1/0	0	0	43
Atlanta	30	16	174	2/12	3	0	24
at New Orleans	23	13	117	3/13	0	0	16
TOTALS	343	190	1935	40/202	6	9	51

RUSHING

OPPONENT	ATT.	YDS.	AVG.	LG	TD
at Cleveland	3	8	2.7	9	0
Indianapolis	2	37	18.5	20	0
at Pittsburgh	3	13	4.3	6	0
Seattle	1	11	11.0	11	0
at Kansas City	2	11	5.5	9	0
Cleveland	1	9	9.0	9	0
at Houston			DID NOT PLAY		
Pittsburgh			DID NOT PLAY		
Houston	49	12.3	21	0	
at N.Y. Jets	1	9	9.0	9	0
L.A. Raiders	7	12	1.7	5	0
at San Francisco	4	31	7.8	15	0
at New England	3	39	13.0	29	0
L.A. Rams	4	5	1.3	6	0
Atlanta	3	36	12.0	26	0
at New Orleans	3	12	4.0	7	0
TOTAL	41	282	6.9	29	0



Ht: 6-4 Wt: 287

1993 Games/Starts: 15/15

College: Holy Cross

Career Games/Starts: 148/113

NFL Exp: 11th year

Acquired: D9 '84

Birthdate: 4/2/62

64

BRUCE KOZERSKI G-C

Versatile veteran enters his 11th season as a Bengal in 1994, tying Max Montoya for second-most years of service by a Cincinnati offensive lineman ... Only Anthony Munoz (13 years) has played longer in the Cincinnati offensive trenches ... "Koz" has started at all five OL positions, and his versatility provides options for coaches in the line rebuilding process ... Enters training camp pegged to start at LG.

DAVE SHULA SAYS: "Koz is a fiery, positive, upbeat kind of guy. He wants to work, and to have some fun doing it, and I'm talking about every day of the week. Anybody can have enthusiasm on Sunday, but he's a player who helps me with my primary responsibility as a coach, which is getting guys ready Monday through Saturday. That's real leadership to me."

1993: Started first 14 games at C ... Missed Game 15 with an ankle injury, and moved to LG for season finale against Saints ... Played every offensive snap (848) in first 13 games ... Finished season with 92.3 percent of offensive snaps played, second on team to Joe Walter ... Handled the bulk of line calls all season for an inexperienced group. "A good offensive lineman can look at a front and recognize a weakness," Kozerski says. "The offense has to give you something."

PREVIOUS SEASONS (1984-92): Smarts and agility have keyed Kozerski's long NFL career after humble beginnings as a ninth-round draft pick ... Moved into a starting position in final game of 1985, his second NFL season ... Played first full season as a starter in 1986, when Bengals amassed a club-record 6,490 yards ... Started 16 regular-season and three playoff games at center on Bengals' AFC Championship team in 1988 ... Also

started every game at center in 1990, when Bengals won AFC Central title ... Played primarily at guard in 1992.

COACH JIM McNALLY SAYS: "We want Koz at guard this season because he's got too many things to worry about besides snapping the ball. He's the brains of the line, making all our calls. Without him, we'd be lost there. And he's still got some time left. I don't see him slipping athletically."

KOZ ON KOZ: "I felt great late last season, and I'd love to play a few more years. This team is growing, making a lot of headway, and I'd like to be part of it."

COLLEGE: Outstanding student-athlete at Holy Cross ... Helped lead Crusaders into Division 1-AA playoffs in 1983, when they won Lambert Cup as top team in the East ... A National Honor student, he earned physics degree with a 3.7 grade average ... Played at Holy Cross against Bengals coach Dave Shula, who was a wide receiver at Dartmouth ... Earned Holy Cross' 1984 Judge Cooney Award as senior with the most courage, loyalty and dedication.

PERSONAL: Hometown is Plains, Pa. ... Attended James M. Coughlin HS in Wilkes-Barre, Pa. ... Married (wife Elizabeth) with two sons (Matthew, 5, and Adam, 1) ... Hobbies include hunting, fishing, golf and boating ... Works as a speaker for DARE (Drug Abuse Resistance Education).

BRUCE KOZERSKI'S STATISTICS

GAMES/STARTS (148/113): **1984** (16/1); **1985** (14/0); **1986** (16/14); **1987** (8/4); **1988** (16/16); **1989** (15/15); **1990** (16/16); **1991** (16/16); **1992**: (16/16); **1993**: (15/15).



Ht: 6-2 Wt: 274

1993 Games/Starts: 16/16

College: Wisconsin

Career Games/Starts: 172/157

NFL Exp: 12th year

Acquired: D10 '83

Birthdate: 5/20/60

69

TIM KRUMRIE DT

Tim Krumrie has never missed a Bengals game (excluding 1987 players strike), and his relentless play in the trenches has made him one of the most admired players in club history ... "It wouldn't matter if you put Timmy on the field with 10 nuns on his side," says general manager Mike Brown. "He'd still be thinking he could win, and trying just as hard" ... Quickness and aggressive effort key his success against offensive linemen outweighing him as much as 50 pounds ... Set this season to become the ninth player to play in 12 or more seasons with the Bengals.

DAVE SHULA SAYS: "Tim's like that Energizer rabbit. He just keeps on going. We've had ideas about reducing his playing time to keep him fresh, but we have a hard time getting him out of the lineup."

KRUMRIE DATA: The '94 season dawns with Krumrie having started 155 of the Bengals' last 156 games. Add in five playoff games, and the total is 160 of 161. But those numbers don't satisfy the player. Krumrie's lone missed start in the last 10 seasons

KRUMRIE(Cont.)

came Oct. 14, 1990, at Houston, and he wasn't injured. "We changed up our fronts at the last minute, trying to rig up something against Houston's run-and-shoot," he recalls. Mike Hammerstein started in Krumrie's place. "But I still played almost the whole game," Krumrie adds. And at the final gun, one thing still looked normal. Krumrie had led the defensive line in tackles for the day.

KRUMRIE ON KRUMRIE: "I had a good, solid year (in '93), and toward the end I played much better. I'm like an old diesel tractor out in a farm field. You run it for days and days and days, and the more you run it, the stronger it gets. I like to get pounded on and I like to get beat up. The question now is, how long can I last? How long can I keep getting beat up?"

1993: Led the defense with 21 QB pressures ... Played 71.5 percent of defensive snaps, fifth on club and second to rookie John Copeland among front-seven personnel ... 11th NFL season found him still drawing double-team blocks, most notably in victories over Raiders and Rams ... Led defensive line in tackles in coaches' and press box stats ... Excelled vs. Cleveland; had team-leading seven tackles, a 10-yard sack, a forced fumble and a pass defended vs. Browns Oct. 17; also tied for team lead in tackles at Cleveland Sept. 5 ... Had season-high 12 tackles at New England Dec. 12 ... Played every defensive snap in consecutive games vs. Raiders, 49ers and Patriots, and 55 of 60 snaps following week vs. Rams.

PREVIOUS SEASONS — 1983: Was 276th overall pick by Bengals in NFL draft. Also drafted 84th by Tampa Bay of USFL, but signed May 19 with Cincinnati ... Listed sixth on depth chart at start of first NFL camp, but wound up sharing NT position as rookie with Jerry Boyarsky on league's top-ranked defense ... Made Bengals debut as a starter Nov. 6 at Houston; had a fumble recovery and a tackle for three-yard loss. **1984:** Took over starting NT job and ranked second in tackles (84). **1985:** Led in tackles (96) for the first time and had 3.5 sacks ... voted AFC Defensive Player of Week for 11-tackle performance vs. Dallas Dec. 8 ... Earned first All-NFL recognition, making Sports Illustrated's first team. **1986:** Won second team tackling title (113); figure led all NFL nose tackles. **1987:** Named for first time to Pro Bowl; played in 15-6 AFC victory ... Led Bengals a third straight year in tackles (88). **1988:** Earned second straight nod as starting Pro Bowl NT, but couldn't play because he suffered broken left leg in first quarter of Super Bowl XXIII ... Underwent surgery which included insertion of a metal rod in the lower left leg ... Doctors plan to remove the rod when Krumrie retires from football ... Leading team tackler for fourth straight year with career record 152 (98 solos, 54 assists) ... Named AFC Defensive Player of Month for November. **1989:** Beat doctors' best-case forecasts by recovering in time from broken leg to start all 16 games ... Playing time limited in early season, but still finished third in tackles (73). **1990:** Finished fourth in tackles (68) and had six tackles and an assist in two playoff games. **1991:** Set career high with four sacks, and climbed back to second-place tie in tackles (68). **1992:** Led in tackles (97) for fifth year, first time since four-year run of 1985-88 ... Tied career high with four sacks.

KRUMRIE ON KRUMRIE: "I'm still motivating myself over being a 10th-round draft choice. I was two-time All-America at Wisconsin and all-Big Ten three years. It's not like I'm a Cinderella story. I had the credentials. I'm just not a computer player."

COACH LARRY PECCATIELLO SAYS: "With his attitude and work ethic, and his actual effort in games, he serves as an example for every player on this team to emulate."

COLLEGE: Two-time All-American and three times All-Big Ten at Wisconsin ... won Badgers' Alan Ameche Award for mental and physical toughness ... Also a heavyweight wrestler.

PERSONAL: Born in Menomonie, Wis. ... Hometown is Mondovi, Wis. ... Attended Mondovi HS ... Married (wife Cheryl) with a daughter (Kelly, 10) and a son (Dexter, 5) ... Is owner and director of Acceleration Training of Cincinnati, and Krumrie Human Performance and Sports Medicine in Eau Claire, Wis. ... Hobbies include road races and canoe triathlons.

TIM KRUMRIE'S STATISTICS

YEAR	TEAM	G/S	TACKLES	ASSISTS	TOTAL	SACKS	INT	FR
1983	Cincinnati	16/2	32	21	53	1.5	0	1
1984	Cincinnati	16/16	57	27	84	5	0	1
1985	Cincinnati	16/16	68	28	96	3.5	0	2
1986	Cincinnati	16/16	73	40	113	1	0	2
1987	Cincinnati	12/12	62	26	88	3.5	0	0
1988	Cincinnati	16/16	98	54	152	3	0	3
1989	Cincinnati	16/16	45	28	73	3	0	1
1990	Cincinnati	16/15	45	23	68	2	0	1
1991	Cincinnati	16/16	56	12	68	4	0	1
1992	Cincinnati	16/16	71	26	97	4	0	1
1993	Cincinnati	16/16	58	20	78	3	0	0
CAREER		172/157	665	305	970	33.5	0	13

PLAYOFF GAMES

YEAR	TEAM	G	TACKLES	ASSISTS	TOTAL	SACKS	INT	FR
1988	Cincinnati	3	8	5	13	0	0	0
1990	Cincinnati	2	6	1	7	0	0	0
CAREER		5	14	6	20	0	0	0

TIM KRUMRIE GAME-BY-GAME IN 1993

OPPONENT	TACKLES	ASSISTS	TOTAL	SACKS -YDS	INT YDS	FF	FR
at Cleveland	6	1	7	1-7	0-0	0	0
Indianapolis	1	2	3	0-0	0-0	0	0
at Pittsburgh	2	4	6	0-0	0-0	0	0
Seattle	6	0	6	0-0	0-0	0	0
at Kansas City	3	0	3	1-6	0-0	0	0
Cleveland	6	1	7	1-10	0-0	1	0
at Houston	2	0	2	0-0	0-0	0	0
Pittsburgh	3	0	3	0-0	0-0	0	0
Houston 1	1	2	0-0	0-0	0	0	
at N.Y. Jets	5	1	6	0-0	0-0	0	0
L.A. Raiders	1	0	1	0-0	0-0	0	0
at San Francisco	3	0	3	0-0	0-0	0	0
at New England	8	4	12	0-0	0-0	0	0
L.A. Rams	3	1	4	0-0	0-0	0	0
Atlanta	6	3	9	0-0	0-0	0	0
at New Orleans	2	2	4	0-0	0-0	0	0
TOTALS	58	20	78	3-23	0-0	1	0

56

**Ht: 6-2 Wt: 235****1993 Games/Starts: 14/12****College: Pittsburgh****Career Games/Starts: 30/25****NFL Exp: 3rd year****Acquired: D4 '92****Birthdate: 11/8/69**

RICARDO McDONALD LB

Active and intense player with high tackling numbers, but faces big comeback challenge in '94 after suffering serious knee injury in Game 14 last season ... Was ahead of schedule in off-season rehabilitation from surgery, and should be ready to compete in training camp ... Can play inside or outside LB ... Tentatively scheduled to play weak-side outside spot in Bengals' new 4-3 defense ... Pleases coaches with supreme effort, but must guard against running himself out of position ... Has good coverage skills.

DAVE SHULA SAYS: "Rico made great progress in his off-season rehab. We're optimistic he'll be ready to make a run at the weak-side, outside linebacker spot. He's got tremendous speed, and he's still learning the linebacker position. He was basically a rush end at Pitt."

1993: Finished second on team in tackles for second straight season, totalling 102 despite missing final two games ... Had season-high 12 tackles vs. New England Dec. 12, and had 11 in Nov. 28 victory over Raiders ... Had 10 solo tackles at Pittsburgh Dec. 19 ... Started first seven games at ILB ... In reserve role behind Steve Tovar and Eric Shaw for Games 8-9, but returned to start games 10-14 ... Suffered torn anterior cruciate ligament in left knee in Game 14 vs. Rams ... Placed on injured reserve Dec. 24 ... Played every defensive snap in six games.

1992: Drafted in fourth round by Bengals (88th overall pick) ... Signed July 24 ... Played all 16 games, starting 13, and lost by a nose to Tim Krumrie for team tackling lead, 97-95 ... Tied Krumrie for most solo tackles (71) ... Made first pro start at Green Bay Sept. 20, replacing injured Ray Bentley ... Had 10 tackles vs. Packers, also 10 at San Diego Dec. 13 ... Had INT that set up TD drive in comeback victory at Chicago Nov. 8.

COACH JOE PASCALE SAYS: "Rico couldn't practice in mini-camp, but he's impressive to us with his desire and effort in rehabilitation. His strength is excellent, and the new defensive coaches are looking forward to working with him on the field. He's done a great job of getting himself ready to play again."

COLLEGE: All-American and team captain in senior year at Pitt ... Started as a freshman and made 357 tackles over four seasons.

PERSONAL: Born in Kingston, Jamaica ... Moved at age 12 to Paterson, N.J. ... Attended Paterson's Eastside High ... Twin brother, Devon, played rookie season at LB in '93 with Colts ... As child in Jamaica, originally aspired to be a cricket player ... Nickname is Rico ... Full name is Ricardo Milton McDonald.

RICARDO McDONALD'S STATISTICS

YEAR	TEAM	G/S	TACKLES	ASSISTS	TOTAL	SACKS	INT	FR
1992	Cincinnati	16/13	71	24	95	0	1	1
1993	Cincinnati	14/12	87	15	102	1	0	0
CAREER		30/25	158	39	197	1	1	1

SPECIAL TEAMS TACKLES (8): 1992 (3); 1993 (5).

RICARDO McDONALD GAME-BY-GAME IN 1993

OPPONENT	TACKLES	ASSISTS	TOTAL	SACKS -YDS	INT YDS	FF	FR
at Cleveland	1	1	2	0-0	0-0	0	0
Indianapolis	10	2	12	0-0	0-0	0	0
at Pittsburgh	11	1	12	0-0	0-0	0	0
Seattle	9	0	9	0-0	0-0	0	0
at Kansas City	5	0	5	0-0	0-0	0	0
Cleveland	5	0	5	0-0	0-0	0	0
at Houston	10	2	12	0-0	0-0	0	0
Pittsburgh	2	0	2	0-0	0-0	0	0
Houston	2	1	3	0-0	0-0	0	0
at N.Y. Jets	8	2	10	0-0	0-0	0	0
L.A. Raiders	11	0	11	1-5	0-0	0	0
at San Francisco	4	1	5	0-0	0-0	0	0
at New England	7	5	12	0-0	0-0	0	0
L.A. Rams	2	0	2	0-0	0-0	0	0
Atlanta	DID NOT PLAY						
at New Orleans	DID NOT PLAY						
TOTALS	87	15	102	1-5	0-0	0	0



Ht.: 5-10 Wt.: 183

1993 Games/Starts: 13/12

College: Tennessee

Career Games/Starts: 120/96

NFL Exp: 9th year

Acquired: FA '94

Birthdate: 8/7/64

85

TIM MCGEE

WR

Ranked fifth in Bengals history in receiving yards (4,528), Tim McGee returns to Cincinnati after spending 1993 season with Washington ... A former Cincinnati first-round draft pick, he knows the offense of coordinator Bruce Coslet, under whom he had his most productive years in Cincinnati ... Still in fine physical shape as he enters 9th NFL season.

DAVE SHULA SAYS: "Tim has made a lot of plays in a Cincinnati uniform — a lot of big plays — and we're hoping he can give us back some of that in 1994. He's very intelligent, a good route-runner, and he knows the system."

EARLY 1994: Released to free agency by Washington on March 8 ... Signed April 11 by Bengals.

1993: Signed with Redskins April 6 as unrestricted free agent, ending seven-year stint with Bengals ... Led Washington with a 12.8-yd. average-per-catch, and finished second on club in total yards (500) as well as third in catches (39) ... Also led Redskins with 6 catches of 20 yds. or more ... Passed 5,000-yd. mark (5,028) in career receiving yardage ... Was particularly a thorn in Eagles' side, catching six for 93 yards and a TD at Philly Sept. 19, and catching five for 96 yds. and a TD vs. Eagles at RFK Stadium on Nov. 28 ... Season-long catch was 54-yarder vs. Eagles Nov. 28 ... Had six catches for team-high 72 yds. vs. Giants Oct. 10 ... Inactive for season's final two games ... Missed Nov. 1 Buffalo game with strained hamstring.

McGEE, TIM(Cont.)

PREVIOUS SEASONS — 1986: Drafted in first round by Bengals (21st overall pick) ... Played behind Cris Collinsworth and Eddie Brown in rookie year ... Caught first NFL TD pass Oct. 13, a seven-yarder from Boomer Esiason vs. Pittsburgh ... Averaged 23.4 yards on 43 kickoff returns, earning first-team specialist's berth on Pro Football Weekly All-Pro team. **1987:** Made first NFL start and six starts overall ... Had two of the five 100-yard games by Bengals receivers. **1988:** Moved into starting lineup on a regular basis and continued to improve his receiving numbers while helping Bengals to AFC title ... Averaged career-high 19.1 yds. per catch ... Had career-high 78-yd. TD reception at Philadelphia en route to 114-yard day ... Also had three-yard TD catch at Philly, scoring winning points in 28-24 come-from-behind effort ... Caught 17-yd. TD pass in season-ending victory over Washington that clinched AFC Central title and home-field playoff edge ... Had 4 catches for 37 yds. in playoffs. **1989:** Enjoyed career-best year with 1,211 receiving yards, second-most in club history to Eddie Brown's 1,273 in '88 ... Had 65 catches, tied for fourth-best in Bengal annals ... Had five games of 100 or more yds. receiving, including 194 yds. (on 11 catches) vs. Detroit Nov. 19 ... Had career-high eight TDs, including 74-yarder vs. Houston Dec. 17 ... Led team with 18.6-yd. avg.-per-catch. **1990:** Led AFC Central titlist Bengals with 737 receiving yards and 17.1 avg.-per-catch ... Had 6 catches for 163 yds. vs. New England Sept. 23 and 8-for-142 at L.A. Rams Oct. 7 ... Had 41-yd. TD catch at L.A. Raiders Dec. 16. **1991:** Led Bengals with 15.7-yd. avg.-per-catch, and finished close second to Eddie Brown in receptions (51) and yards (802) ... Had 52-yd. TD catch at Denver in season opener. **1992:** Led Bengals with 408 receiving yards, and led receiving corps with three TD catches ... 35 catches led the wide receivers and was second on team ... Had two TDs in four-catch, 56-yard game vs. Oilers in Week 5.

COACH BRUCE COSLET SAYS: "Tim is an experienced receiver I've worked with in the past. He knows the basics of this offense. He should be a good fit."

McGEE ON McGEE: "Cincinnati is a semi-hometown to me, and there were a lot of good reasons to come back. Mike Brown has always treated me fairly, and I think the team is headed in the right direction. They're spending money, like on the offensive line."

COLLEGE: Left Tennessee as an All-American and as the Vols' all-time leading receiver ... Cited by Vols coach Johnny Majors as the best receiver he ever coached ... Caught 123 passes for 2,042 yds. and 15 TDs ... Ran track his first two years before electing to concentrate on football.

PERSONAL: Hometown is Cleveland, Ohio ... Attended Cleveland's John Hay HS ... "I turned some of my relatives and friends up there into Bengals fans," he says ... Favorite hobby is basketball ... Full name is Timothy Dwayne Hatchett McGee.

TIM McGEE'S STATISTICS

RECEIVING

YEAR	TEAM	G/S	NO.	YDS	AVG.	LG	TD
1986	Cincinnati	16/0	16	276	17.3	51	1
1987	Cincinnati	11/6	23	408	17.7	49	1
1988	Cincinnati	16/15	36	686	19.1	78	6
1989	Cincinnati	16/16	65	1211	18.6	74	8
1990	Cincinnati	16/15	43	737	17.1	52	1
1991	Cincinnati	16/16	51	802	15.7	52	4
1992	Cincinnati	16/16	35	408	11.7	36	3
1993	Washington	13/12	39	500	12.8	54	3
CAREER		120/96	308	5028	16.3	78	27

SCORING

YEAR	TEAM	TDs	TD-R	TD-P	TD-Rt	PTS
1986	Cincinnati	1	0	1	0	6
1987	Cincinnati	1	0	1	0	6
1988	Cincinnati	6	0	6	0	36
1989	Cincinnati	8	0	8	0	48
1990	Cincinnati	1	0	1	0	6
1991	Cincinnati	4	0	4	0	24
1992	Cincinnati	3	0	3	0	18
1993	Washington	3	0	3	0	18
CAREER		27	0	27	0	162

RUSHING

YEAR	TEAM	ATT.	YDS.	AVG.	LG	TD
1986	Cincinnati	4	10	2.5	8	0
1987	Cincinnati	1	-10	-10.0	-10	0
1989	Cincinnati	2	36	18.0	25	0
CAREER		7	36	5.1	25	0

KICKOFF RETURNS

YEAR	TEAM	NO.	YDS.	AVG.	LG	TD
1986	Cincinnati	43	1007	23.4	94	0
1987	Cincinnati	15	242	16.1	24	0
CAREER		58	1249	21.5	94	0

PUNT RETURNS

YEAR	TEAM	RET.	FC	YDS	AVG.	LG	TD
1986	Cincinnati	3	4	21	7.0	9	0

PLAYOFF GAMES**RECEIVING**

YEAR	TEAM	G	NO.	YDS.	AVG.	LG	TD
1988	Cincinnati	3	4	37	9.3	18	0
1990	Cincinnati	2	3	23	7.3	19	0
CAREER		5	7	60	8.6	19	0

JOHN A. RUTHVEN

The Bengals are pleased in 1994 to continue their association with John A. Ruthven, who has brought the world some of its most beautiful and truthful wildlife art.

Ruthven's Bengal tiger artwork will be featured again this season on the Bengals' GameDay Magazine cover. His tiger art also will be displayed, courtesy of the Bengals, at an international fund-raiser for Save the Tiger in New York next spring.

In addition to numerous major awards and commissions, Ruthven was selected as Ducks Unlimited's "First Artist of the Year." He also was chosen to design Ohio's first Duck Stamp. His originals and limited edition prints hang in museums, corporate offices and private collections all over the world.

John's first one-man show was held in Chicago in 1966, and its total success established him as a major wildlife artist. In 1971, to control reproduction and distribution of his work, he founded Wildlife International, Inc.

John and his wife, Judy, have become the driving force behind historic preservation in their hometown of Georgetown, Ohio, boyhood home of Ulysses S. Grant. Today, the Grant homestead, owned by the Ruthvens, is listed on the National Register of Historic Places and is also a National Landmark.

82



Ht.: 6-3 Wt.: 246

1993 Games/Starts: 15/15.

College: Michigan

Career Games/Starts: 15/15

NFL Exp: 2nd year

Acquired: D2 '93

Birthdate: 4/21/71

TONY MCGEE**TE**

Opened his NFL career as a starter last season, and by season's end had proven himself one of the offense's brightest hopes for the future ... Has the complete tight end package, with ability to make a tough catch, break a tackle and outrun trailing defenders. Excellent quickness helps him seal the outside corner as a run blocker.

DAVE SHULA SAYS: "I feel great about Tony's future here. He was an exceptional blocker last year, and he came on to make a lot of plays in the passing game. I didn't realize he'd run as well after the catch as he does. With his personality, and the way he carries himself, he could emerge as one of the leaders of this team in a very positive way."

1993: 44 catches were the most by a Bengals tight end since 1989, and his 525 yards the most by a Cincinnati TE since 1990 ... Caught 7 for 102 yards against Seattle on Sept. 26, and keyed Bengals' victory over Rams on Dec. 19 with six for 90 yards ... Missed one game, Nov. 14 vs. Houston, with low back contusion ... Led Bengals TEs with 111 special teams plays.

DAVID KLINGLER SAYS: "So many tight ends, when they're matched against a linebacker, they're not going to win. But Tony has something like (ex-Bengal) Rodney Holman. He can be a dominant run-blocker and also beat linebackers and make safeties have to cover him."

MCGEE ON MCGEE: "I want to take (1993) and build off it. I don't want the sophomore blues or anything like that. I didn't get to the end zone last season, and I wanted to win more games."

HONORS: Named to NFL All-Rookie teams by Pro Football Weekly, Pro Football Writers of America and College & Pro Football Newsweekly.

COLLEGE: Blossomed as a senior, with 32 receptions for 350 yards and four touchdowns ... Added six more catches for 117 yards and two touchdowns in Michigan's 38-31 Rose Bowl victory over Washington ... All-American third-team pick in 1992 by The Poor Man's Guide to the NFL Draft.

PERSONAL: Native of Terre Haute, Ind. ... attended Terre Haute South HS ... communications major at Michigan ... his Tony McGee Foundation sponsors a football camp and pursues other help for the mental and physical needs of young people ... hobbies include music, movies and weightlifting ... single.

TONY MCGEE'S STATISTICS

RECEIVING

YEAR	TEAM	G/S	NO.	YDS.	AVG.	LG	TD
1993	Cincinnati	15/15	44	525	11.9	37	0

SPECIAL TEAMS TACKLES : 1993 (2).

TONY MCGEE GAME-BY-GAME IN 1993

RECEIVING

OPPONENT	NO.	YDS.	AVG.	LG	TD
at Cleveland	2	39	19.5	33	0
Indianapolis	1	6	6.0	6	0
at Pittsburgh	4	35	8.7	13	0
Seattle	7	102	14.5	37	0
at Kansas City	0	0	0.0	0	0
Cleveland	2	14	7.0	8	0
at Houston	4	36	9.0	14	0
Pittsburgh	2	22	11.0	13	0
Houston	DID NOT PLAY				
at N.Y. Jets	2	16	8.0	11	0
L.A. Raiders	2	28	14.0	21	0
at San Francisco	3	37	12.3	22	0
at New England	2	23	11.5	14	0
L.A. Rams	6	90	15.0	36	0
Atlanta	2	26	13.0	21	0
at New Orleans	5	51	10.2	14	0
TOTALS	44	525	11.9	37	0



Ht: 6-3 Wt: 224

1993 Games/Starts: 4/0

College: Notre Dame

Career Games/Starts: 4/0

NFL Exp: 2nd year

Acquired: CFA '93

Birthdate: 1/11/71

59

KARMEELEYAH MCGILL LB

Young LB with good coverage ability seeks more playing time after splitting rookie season between roster and practice squad ... Versatile athlete who played defensive end in college, but needs to add strength for pro LB position.

COACH JOE PASCALE SAYS: "Karm is a steady kid who pays attention and tries to do exactly what you ask of him. He's a smart guy who can learn without a lot of reps, and that's important when you're trying to make progress in a backup role. Hopefully we'll see him play a little more in preseason."

1993: Played four games on special teams, registering three solo tackles and one assist in coaches' stats ... Saw only scrimmage action at Pittsburgh Sept. 19; had one solo tackle ... Was on practice squad for games 9-through-14 ... Restored to 53-man roster for final two games ... Played on special teams in Dec. 26 victory over Atlanta ... Signed with Bengals in spring as undrafted rookie free agent.

COLLEGE: Won four letters at Notre Dame ... Started college career as a tight end before switching to defense.

PERSONAL: Hometown is Dunedin, Fla. ... Attended Dunedin HS, where he made All-Florida at tight end as a junior and at defensive end as a senior ... First name is pronounced "kar-muh-LEE-ya."

KARMEELEYAH MCGILL'S STATISTICS

YEAR	TEAM	G/S	TACKLES	ASSISTS	TOTAL	SACKS	INT	FR
1993	Cincinnati	4/0	1	0	1	0	0	0

SPECIAL TEAMS TACKLES: 1993 (2).

36



Ht: 6-0 Wt: 236

1993 Games/Starts: 15/2

College: Houston

Career Participation: 26/2

NFL Exp: 3rd year

Acquired: D9 '92

Birthdate: 8/6/71

OSTELL MILES RB

Physically impressive back, has displayed best combination on Bengals' roster of size and 40-yard dash speed (4.4) ... Big hitter and solid overall contributor on special teams ... Consistently cited in coaches' reports for high effort ... Needs to improve ability to make downfield cuts to reach his high potential as a rusher.

DAVE SHULA SAYS: "Ostell had only a very short college career, and he made a huge leap last year from where he was as a rookie. His play on special teams was extraordinary at times. We look for him to make another leap this year, to make a real contribution to the offense, because he has the physical tools to be a top-flight running back in the NFL."

1993: Started season opener at Cleveland Sept. 6 in place of the ineligible Harold Green and scored Bengals' first '93 TD on four-yard run in first quarter ... Had busiest rushing day Nov. 14 vs. Oilers with 39 yds. on 14 carries ... Had receptions of 27 and 22 yds. at Houston Oct. 24 ... Ranked by coaching staff as No. 6 special teams player ... Only special teamer to record three Hit of the Week awards — at Cleveland, vs. Indianapolis and vs. Houston ... Led RBs with 231 special teams plays, fifth-most on team.

1992: Drafted in 9th round by Bengals (226th overall pick) ... Saw action in 11 games ... Had eight kickoff returns for 16.0-yd. average.

COACH JIM ANDERSON SAYS: "Ostell came a million miles, pardon the expression, from his rookie year to his second year. He's got really good physical skills, and we hope this is the year he puts it all together as a runner."

COLLEGE: Started at Pasadena (Calif.) City College, then transferred for brief career at Houston ... Averaged 6.6 yds. per carry at Houston, including 7.2 yds. (50-360) in '91 ... Teammate at Houston with Bengals QB David Klingler.

PERSONAL: Hometown is Denver, Colo. ... Attended Denver's George Washington HS.

OSTELL MILES' STATISTICS

RUSHING

YEAR	TEAM	G/S	NO.	YDS	AVG.	LG	TD
1992	Cincinnati	11/0	8	22	2.8	9	0
1993	Cincinnati	15/2	22	56	2.5	15	1
	CAREER	26/2	30	78	2.6	24	1

RECEIVING

YEAR	TEAM	NO.	YDS	AVG.	LG	TD
1992	Cincinnati	0	0	0	0	0
1993	Cincinnati	6	89	14.8	27	0
	CAREER	6	89	14.8	27	0

SCORING

YEAR	TEAM	TDs	TD-R	TD-P	TD-Rt	PTS
1992	Cincinnati	0	0	0	0	0
1993	Cincinnati	1	1	0	0	6
CAREER		1	1	0	0	6

KICKOFF RETURNS

YEAR	TEAM	NO.	YDS.	AVG.	LG	TD
1992	Cincinnati	8	128	16.0	27	0
1993	Cincinnati	4	65	16.3	24	0
CAREER		12	193	16.1	27	0

SPECIAL TEAMS TACKLES (4): 1992 (1); 1993 (3).



Ht.: 6-5 Wt: 290

1993 Games/Starts: 7/5

College: Indiana

Career Games/Starts: 75/68

NFL Exp: 7th year

Acquired: UFA (NYG) '94

Birthdate: 10/25/68

62

ERIC MOORE

T

Proven NFL performer in six-year Giants career brings play-off and Super Bowl experience to Bengals' offensive line ... Former first-round draft choice enters training camp as No. 1 left tackle ... Signed 4/4/94 by Cincinnati as unrestricted free agent ... Powerful run blocker with quick feet.

DAVE SHULA SAYS: "Eric is a proven effective NFL lineman, and together with our signing of Darrick Brilz, I think you'd have to say we've made significant improvement in an area where it was needed. Eric would like to stick with one position instead of switching back between guard and tackle, to establish himself as a top-name player, and we'll give him that opportunity."

1993: A major factor in Giants' drive to NFL playoffs ... Started five of final seven games at LT for league's top rushing offense (138.1 yds. per game) ... Also started at LT in both Giants play-off games ... On NFL suspension for season's first four games for violation of league steroids policy ... Said Moore: "I have learned from this major error in my life" ... After signing Moore, Bengals coach Dave Shula said: "We've investigated him. We feel these things are in the past, and that he's going to help us."

PREVIOUS SEASONS — 1988: Drafted by Giants in first round (10th overall pick) ... Started season's final 10 games at RT. **1989:** Started 13 of 16 games; eight at RG and five at LT ... Started at RG in playoff game vs. Rams. **1990:** Continued to show versatility as Giants marched to victory in Super Bowl XXV ... Helped lead ground-oriented attack by starting seven games at RG and eight games at LT. **1991:** Started 16 games at RG ... Run-blocking helped Giants RB Rodney Hampton to first 1,000-yd. season. **1992:** Missed first two games due to late start caused by contract negotiation ... Started next 10 games at RG ... Missed final four games with leg injury.

COACH JIM McNALLY SAYS: "This guy was a No. 1 draft pick, and even though he's played a lot for a good team, he's got potential he hasn't reached. He's young enough to still improve quite a bit, and he's getting a fresh start with us at left tackle."

MOORE.....(Cont.)

MOORE ON MOORE: "I'm excited about playing tackle, but even more so I'm glad to get the chance to establish myself at one position. That was a big factor for me in deciding which teams to consider."

COLLEGE: Started 34 consecutive games at tackle for Indiana after transferring from Northeast Oklahoma A&M JC ... All-America his senior season ... Played in East-West Shrine Game and Japan Bowl.

PERSONAL: Hometown is St. Louis, Mo. ... Attended Berkeley HS ... Holds degree from Indiana in general studies and criminal justice ... Is a licensed insurance broker ... Full name is Eric Patrick Moore.

ERIC MOORE'S STATISTICS

GAMES/STARTS (75/68): 1988 (11/10, Giants); 1989 (16/13, Giants); 1990 (15/14, Giants); 1991 (16/16, Giants); 1992 (10/10, Giants); 1993 (7/5, Giants).



Ht: 6-7 Wt: 297

College: Toledo

NFL Exp: 5th year

1993 Games/Starts: 16/14

Career Games/Starts: 55/40

Acquired: CFA '89

Birthdate: 11/19/66

73

KEN MOYER

C-G

High-effort veteran with potential to start at center or guard ... After missing all of 1992 with a foot injury, came back in '93 to start a career-high 14 games ... When not starting, has the knowledge and versatility to back up at all five line positions ... Able to handle position switches without losing effectiveness ... One of the Bengals' hardest workers at the practice facility during the off-season.

DAVE SHULA SAYS: "Ken goes into training camp as our No. 1 center, where he finished last year. He brings us experience, toughness, leadership and intelligence. He's played guard most of his career, but we're thinking now that center may be the best spot for him."

1993: Starting assignment breakdown was 11 at left guard, two at center and one at right guard ... Moved to center for final two games. Started Game 15 as sub for injured Bruce Kozerski, but was kept at C in Game 16 with Kozerski taking over at LG ... Moyer previously had played as a backup center for Bengals, but Game 15 vs. Atlanta marked his first start at center in his entire football career ... "I enjoyed it," he said. "It was a little change of pace. And we won."

PREVIOUS SEASONS (1989-92): Unable to play in '92. Foot fracture forced him onto reserve/non-football illness list on 8/20/92 ... Had 10 starts among 15 games played in '91, and six starts among 16 games for 1990 AFC Central champions ... As a rookie, stuck with team in 1989 as a developmental squad player, but was signed to active roster on 10/13/89.

MOYER ON MOYER: "If we bring in five free-agent dudes making \$6 million a year, I'm still going out with the attitude they're going to have to take my (starting) spot from me."

COACH JIM MCNALLY SAYS: "He's a smart guy who really knows what's going on out there. He can make all the line calls against defenses that show a lot of different looks. Through the years, he's helped us in a lot of spots."

COLLEGE: A self-described "late bloomer," Moyer had to persuade Toledo coaches to look at his high school game films before he was offered a scholarship ... Became a three-year starter for the Rockets, and was twice named All Mid-American Conference.

PERSONAL: Born in Canoga Park, Calif., but grew up in Temperance, Mich., where he attended Bedford HS ... Holds a degree from Toledo in electrical engineering ... Frequent speaker to church and youth groups, and has ideas of pursuing the ministry after his football career ... Hobbies include guitar, golf and racquetball ... Full name is Kenneth Wayne Moyer.

KEN MOYER'S STATISTICS

GAMES/STARTS (55/40): **1989** (8/0); **1990** (16/16); **1991** (15/10); **1992** (0/0); **1993** (16/14).



Ht: 6-2 Wt: 225

1993 Games/Starts: 11/11

College: Florida

Career Games/Starts: 74/72

NFL Exp: 6th year

Acquired: UFA (Miami)'94

Birthdate: 3/9/66

29

LOUIS OLIVER

S

Oliver's name became synonymous with big-play defense in Miami the last five years; now he brings that performance record to Cincinnati via free agency ... Resume includes NFL-record interception return of 103 yards, and he's known for big hits as well as thefts ... Will take that hitting ability to strong safety position with Bengals, after playing free safety at Miami ... Confident, quotable player, unafraid to set high goals.

DAVE SHULA SAYS: "Louis gives us added strength and big-play ability at strong safety, and that's an area we clearly wanted to address for the coming season. With Darryl Williams already in our lineup (at free safety), we have the potential for one of the best safety tandems in the NFL."

BEST OF LOUIS, PART I: "You get what you pay for. Buy a Mercedes, and you get a great car. Buy a Yugo, and you get ... All I know is, the Mercedes is on I-75, going north to Cincinnati (from Miami)."

EARLY 1994: Signed with Bengals March 15 as unrestricted free agent ... Underwent foot surgery in April to repair stress fracture ... Expected to be ready for training camp.

1993: Tied for second on Dolphins with two INT and was third with nine passes defended, despite missing last five games with foot injury suffered Nov. 25 at Dallas ... Dolphins were 9-2 with Oliver starting first 11 games, 0-5 after his injury ... Led team in tackles twice, including 12-tackle performance vs. Indianapolis in which he also returned an interception 56 yards for TD ... Led in tackles (10) and had forced fumble Nov. 21 vs. New England ... Had started 59 straight games for Miami before Nov. 25 foot injury ... Interception on Sept. 26 aided 22-13 victory at Buffalo ... INT returns raised his career average to 21.8 yards on 21 thefts.

PREVIOUS SEASONS — 1989: Drafted by Miami in first round (25th overall pick); signed Aug. 9 ... Played 15 games with 13 starts, and led team with four INT ... Named by South Florida media as team's Outstanding Rookie ... Started season opener

OLIVER.....(Cont.)

and led with 10 tackles ... Named AFC Defensive Player of Week for four-tackle performance with key INT vs. Cleveland Oct. 8. **1990:** Tied for team INT lead with five ... Named second-team All-AFC by UPI ... Started all 16 games and two playoff games. **1991:** Led Dolphins in tackles (88) and INT (5) ... Was first Dolphin DB to lead in tackles in quarter-century (Willie West, 1966) ... Had two INT vs. Houston Oct. 20 ... voted by media as Dolphins Outstanding Defensive Back. **1992:** Had monster game in 37-10 win at Buffalo Oct. 4; scored 103-yard TD on one of three INT, and had three passes defended; named AFC Defensive Player of Week ... 103-yard INT return ties Vencie Glenn (San Diego, 1987) for longest in NFL history ... Led Dolphins in INT (5) for season, and was second in tackles (90) and passes defended (12) ... Named first-team All-AFC by UPI and second-team All-Pro by AP ... Had two INT vs. Jets Dec. 20.

BEST OF LOUIS, PART II: "I'm ready to go up there and turn Cincinnati inside out. I won't change. I get better with time, like a fine wine ... I'll show up looking like RoboCop."

COACH LARRY PECCATIELLO SAYS: "It's impressive to see Louis has 21 career interceptions. But we're looking for him to be a big play guy not only in the turnover area, but in making some big hits. The switch (from free to strong safety) shouldn't be a problem, because in this defense, the two safeties will be doing a lot of similar things."

COLLEGE: Three-year starter and four-year letterman at Florida ... Originally joined Gators as a walk-on ... Finished career tied for second on interception list (11) ... Made SEC Academic Honor Roll ... Consensus All-American in '88 ... First DB in school history to earn All-America honors in consecutive years.

BEST OF LOUIS, PART III: "I'm not a clone; I'm not a robot. If you don't want me to play with emotion, don't sign me."

PERSONAL: Hometown is Belle Glade, Fla. ... Attended Belle Glades Central HS ... Blocked eight punts as HS senior ... Holds B.S. degree from Florida in criminology and law ... Hobbies include racquetball, basketball and fishing ... Full name is Louis Oliver III.

LOUIS OLIVER'S STATISTICS

INTERCEPTIONS

YEAR	TEAM	G/S	NO.	YDS.	AVG.	LG	TD
1989	Miami	15/13	4	32	8.0	23	0
1990	Miami	16/16	5	87	17.4	35	0
1991	Miami	16/16	5	80	16.0	37	0
1992	Miami	16/16	5	200	40.0	103	1
1993	Miami	11/11	2	60	30.0	56	1
CAREER		74/72	21	459	21.9	103	2

OTHER

YEAR	TEAM	TACKLES	ASSISTS	TOTAL	SACKS	FR
1989	Miami	51	11	62	0	0
1990	Miami	54	11	65	1	0
1991	Miami	73	15	88	0	1
1992	Miami	66	24	90	0	1
1993	Miami	45	19	64	0	1
CAREER		289	80	369	1	3

PLAYOFF GAMES

YEAR	TEAM	G	TACKLES	ASSISTS	TOTAL	SACKS	INT YDS
1990	Miami	2	3	2	5	0	0
1992	Miami	2	14	3	17	0	2-21
CAREER		4	17	5	22	0	2-21

93



Ht: 6-4 Wt: 272

1993 Games/Starts: 11/1

College: Arizona

Career Games/Starts: 11/1

NFL Exp: 2nd year

Acquired: D3b '93

Birthdate: 10/13/69

TY PARTEN

DE-DT

An aggressive, high-effort player, Parten has been paid the compliment of comparisons to a young Tim Krumrie ... Lacks textbook size, but makes up for it with "full-motor" effort ... Plans a run at a starting job in second pro season.

DAVE SHULA SAYS: "Ty's season was cut short by injury, but he has the kind of attitude you like to have on your club. We feel he can play end or tackle in our scheme, and together with his special teams contributions, he can be a valuable member of the team."

1993: 63rd overall pick in draft ... Missed last two preseason games with strained knee, but recovered to play in season opener and next 10 games ... Suffered broken thumb on special teams duty vs. Raiders Nov. 28 ... Placed on injured reserve for remainder of season ... Got first NFL start vs. Seattle Sept. 26, subbing for injured George Hinkle; had three tackles and one pass defended ... Noted by coaches for extra effort on special teams; rated No. 7 special teams contributor for season despite missing five games.

PARTEN ON PARTEN: "I wanted to come along more than what I did (as a rookie). I got off the ball OK, but my footwork was screwy. Hopefully, this year, I'll kick it in."

COLLEGE: Emotional leader of Arizona defense ... Named to Super Sleeper Team in Poor Man's Guide to NFL Draft ... Boosted draft stock with strong performance vs. Baylor in John Hancock Bowl ... Also played in Aloha and Copper Bowls.

PERSONAL: Hometown is Scottsdale, Ariz. ... Attended Horizon HS ... Favorite hobby is water skiing.

TY PARTEN'S STATISTICS

YEAR	TEAM	G/S	TACKLES	ASSISTS	TOTAL	SACKS	INT	FR
1993	Cincinnati	11/1	5	3	8	0	0	0

9



Ht.: 5-11 Wt.: 185

1993 Games: 15

College: Kentucky

Career Games: 15

NFL Exp: 2nd year

Acquired: D8 '93

Birthdate: 9/25/70

DOUG PELFREY

K

An eighth-round steal from the 'draft, Pelfrey has quietly staked a claim as one of the NFL's most promising young kickers ... Low PAT totals kept him down in league scoring race, but his field-goal performance compared favorably to all-rookie performer Jason Elam of Denver ... Pelfrey was particularly effective at distances of 40 yards and beyond. ... First product of nearby University of Kentucky to play more than a cameo role for Bengals.

PELFREY.....(Cont.)

DAVE SHULA SAYS: "We look for Doug to continue the way he finished last year, which was with excellent consistency at all field goal distances. He gave us that feeling that every time he went out there, chances were he'd make the kick. And this year, with the rule changes making accuracy more important on long field goals, he should be even more valuable."

1993: Had most field goals in a season for Bengals (24) since Jim Breech in 1987 ... Tied club record with five FGs in a game, at Kansas City Oct. 10, scoring all Cincinnati's points in 17-15 loss ... Tied NFL record with two field goals of 50-plus yards at Houston Oct. 24; hit from season-high 53 yds. and from 50 yds. ... Scored 45.4 percent of his team's points, second-highest percentage in NFL behind Colts' Dean Biasucci ... Survived rocky FG start (3-for-7) and hit 21 of his last 24 attempts ... Made every FG attempt (13 straight) from last kick of Sept. 26 Seattle game through first try of Nov. 28 Raiders game ... Helped secure season's first victory with 44-yd. FG vs. Raiders, pushing six-point lead to a nine-point margin with 6:16 to play ... Scored nine of Bengals' 15 points in Dec. 19 victory over Rams ... Needs to polish FG performance from 30-39 (made 6 of 10) and on PATs (made 13 of 16) ... Tied with Colts' Biasucci for league's fewest PAT attempts ... Was 202nd overall pick in draft.

COACH MARV BRADEN SAYS: "Doug stayed with it after a shaky start that was not all his fault, and things got better. His accuracy level in kicks from over 40 yards, where most people miss, was his strongest point. The biggest thing he needs is consistency, just staying in the groove and not taking kicks of any distance for granted. He did miss three extra points. But he'll work and improve there, and we also plan to use him more on kickoffs this year, to spell Lee Johnson."

PELFREY ON PELFREY: "Any athlete loves to set records, and I'd love to break every record they have here. But that's a matter of time. You can't really focus on those things."

COLLEGE: Originally a walk-on at UK, Pelfrey graduated with the second-most FGs in school history (34) and the most from 50 yards or more (8) ... Two-time selection as first-team All-SEC ... Played outfield on 1989 UK baseball team.

PERSONAL: Hometown is Edgewood, Ky. ... Attended Scott HS ... Married (wife Carla) ... Was one of Bengals' most active players in civic and charity appearances during last off-season ... Hobbies include other sports and cars ... Full name is William Douglas Pelfrey.

DOUG PELFREY'S STATISTICS

SCORING

YEAR	TEAM	G	XP/XPA	FG/FGA	LG	FG%	PTS
1993	Cincinnati	15	13-16	24-31	53	77.4	85

FIELD GOAL BREAKDOWN

YEAR	TEAM	1-19	20-29	30-39	40-49	50+
1993	Cincinnati	0-0	8-8	6-10	8-10	2-3

DOUG PELFREY GAME-BY-GAME IN 1993

OPPONENT	XP	XPA	FG	FGA	LG	PTS
at Cleveland	2	2	0	0	0	0
Indianapolis	0	0	2	3	35	6
at Pittsburgh	1	1	0	1	0	1
Seattle	1	1	1	3	23	4
at Kansas City	0	0	5	5	47	15
Cleveland	2	2	1	1	49	5
at Houston	0	1	2	2	53	6
Pittsburgh	1	2	1	1	32	4
Houston	0	0	1	1	46	3
at N.Y. Jets	1	1	1	1	28	4
L.A. Raiders	1	1	3	4	45	10
at San Francisco	0	0	2	2	48	6
at New England	0	0	0	0	0	0
L.A. Rams	0	1	3	5	43	9
Atlanta	3	3	0	0	0	3
at New Orleans	1	1	2	2	31	7
TOTALS	13	16	24	31	53	85



Ht: 6-2 Wt: 206

1993 Games/Starts: 13/12

College: Tennessee

Career Games/Starts: 29/22

NFL Exp: 3rd year

Acquired: D2 '92

Birthdate: 3/23/70

80

CARL PICKENS WR

With big hands, fine strength and well-timed jumps, Pickens doesn't so much catch a football as claim it ... Third-year pro excels at outfighting opponents for receptions, and is particularly dangerous in the end zone ... Could be a big factor on two-point conversions ... Doesn't run dazzling times to a stopwatch, but has displayed an extra gear in game action after he catches the ball.

DAVE SHULA SAYS: "Carl had a good rookie year and a good sophomore year. There's no question his ankle injury held back his development some last year. But he has looked great during the off-season, he knows the league now, and he's ready to make another leap. I think he can be in the upper echelon of receivers in this league."

1993: Led Bengals in touchdowns (6) ... All six came on pass receptions, representing more than half the team's TD catches for the season (6 of 11) ... 13.1-yard receiving average led the team ... 43 catches ranked him fourth ... Was hindered by sprained foot last six weeks of season, missing Games 11, 13 and 14 ... Fought through pain in Game 15 vs. Atlanta to spark Bengals victory with six catches for 71 yards and two TDs ... Second TD vs. Falcons was six-yarder for game-winning TD with 1:00 left to play. Pickens beat CB Darnell Walker, but Falcons coach Jerry Glanville said: "It didn't matter who we put on Pickens. He was going to catch the ball" ... Pickens had season highs of 7 catches and 127 yards at Houston Oct. 24, including season-long 36-yard catch ... Initially suffered foot sprain Nov. 21 at NY Jets.

PICKENS.....(Cont.)

1992: Was Associated Press choice as AFC Offensive Rookie of the Year after season of 26 catches for 326 yards and one TD, plus another TD on club-record 95-yard punt return Sept. 20 at Green Bay ... On Nov. 8 in Chicago, made leaping 23-yard TD catch in end zone with 59 seconds left in regulation, forcing overtime in game Bengals won, 31-28 ... Averaged 12.7 yards on 18 punt returns.

COACH RICHARD WILLIAMSON SAYS: "When we got down close last year, Carl was our "go-to" guy. He's a very competitive player. He doesn't like to lose, and you can see that attitude in everything he does."

PICKENS ON THE BENGALS: "Nobody likes to be in a losing situation, but I'm not one of those guys who's going to let people say, 'He couldn't tough it out; it was too hard so he left.' Dave (Klingler) and I are growing. Jeff (Query) and I are growing. One day soon or one season soon, we can go a lot further than some people expect."

HONORS: 1992 — Associated Press AFC Offensive Rookie of the Year.

COLLEGE: Played defensive back as well as WR during Tennessee career that saw him get 109 receptions for 1,875 yards ... Made Sporting News All-America team as a senior ... Had 777 career yards as a kickoff returner.

PERSONAL: Hometown is Murphy, N.C. ... all-sport star at Murphy HS ... Has taken karate in recent off-seasons to improve agility and flexibility ... Full name is Carl McNally Pickens.

CARL PICKENS' STATISTICS

RECEIVING

YEAR	TEAM	G/S	NO.	YDS	AVG.	LG	TD
1992	Cincinnati	16/10	26	326	12.5	38	1
1993	Cincinnati	13/12	43	565	13.1	36	6
	CAREER	29/22	69	891	12.9	38	7

PUNT RETURNS

YEAR	TEAM	RET.	FC	YDS	AVG.	LG	TD
1992	Cincinnati	18	9	229	12.7	95	1
1993	Cincinnati	4	2	16	4.0	9	0
	CAREER	22	11	245	11.1	95	1

SCORING

YEAR	TEAM	TDs	TD-R	TD-P	TD-Rt	PTS
1992	Cincinnati	2	0	1	1	12
1993	Cincinnati	6	0	6	0	36
	CAREER	8	0	7	1	48

CARL PICKENS GAME-BY-GAME IN 1993

RECEIVING

OPPONENTS	NO.	YDS.	AVG.	LG	TD
at Cleveland	1	5	5.0	5	1
Indianapolis	4	41	10.2	21	0
at Pittsburgh	4	52	13.0	26	1
Seattle	5	81	16.2	27	1
at Kansas City	3	33	11.0	15	0
Cleveland	6	67	11.2	24	1
at Houston	7	127	18.1	36	0
Pittsburgh	2	22	11.0	12	0
Houston	1	11	11.0	11	0
at N.Y. Jets	2	39	19.5	21	0
L.A. Raiders		DID NOT PLAY			
at San Francisco	0	0	0.0	0	0
at New England		DID NOT PLAY			
L.A. Rams		DID NOT PLAY			
Atlanta	6	71	11.8	24	2
at New Orleans	1	11	11.0	11	0
TOTALS	43	565	13.1	36	6



Ht: 6-0 Wt: 165

1993 Games/Starts: 16/16

College: Millikin

Career Games/Starts: 74/18

NFL Exp: 6th year

Acquired: W(Hou) '92

Birthdate: 3/7/67

89

JEFF QUERY

WR

Has been QB David Klingler's favorite receiver since Klingler took the starting job in late 1992 ... Blessed with fine speed, and shows considerable toughness and durability despite his slender frame ... Surpassed previous career high in catches by 22 last season while leading Bengals in receiving.

DAVE SHULA SAYS: "If someone had told me last summer that Jeff would come in at 165 pounds and start every game, and only miss one or two practices, I'd have probably said that was crazy. But once he made up his mind he wanted to be here, he showed us he was a tough guy who works hard and produces."

1993: In first full season with Bengals, led the team in catches (56) and yards (654) while scoring a career-high four touchdowns ... Caught at least two passes in every game except visit to Pittsburgh ... Had six catches twice, against Seattle on Sept. 26 and vs. Pittsburgh on Nov. 7 ... Had season-high 80 yards receiving at Cleveland, including a 51-yard play that was Bengals' biggest receiving gain of season ... On field for 88.2 percent of offensive snaps, highest among WRs.

1992: Signed by Bengals on Sept. 25 after being waived by Houston ... Moved into starting lineup for Games 13 and 14, but was lost for the final two games with an ankle injury ... Suffered the injury when tackled in the end zone after scoring on an 83-yard pass from David Klingler on Bengals' first offensive play Dec. 13 at San Diego ... Had six catches for 85 yards and two TDs at Cleveland Dec. 6 ... Granted unconditional free agency by Green Bay on Feb. 1, signed with Houston on March 13, and was released by Oilers Aug. 28.

QUERY.....(Cont.)

PREVIOUS SEASONS (1989-91): Drafted by Green Bay in fifth round in '89 (124th overall pick) ... Played in all 48 of Green Bay's games over three seasons, totaling 64 catches for 902 yards and four TDs ... Also returned 76 punts for 712 yards as a Packer ... Recovered three fumbles in '90, one for a touchdown.

DAVID KLINGLER SAYS: "There's potential for Jeff and I to have some big years. We just have to keep making it happen. I'm used to the kind of routes he runs. The things he does, I've seen before. We just seem to communicate naturally on the field."

QUERY ON QUERY: "I'm comfortable here now. (The Bengals) have made a commitment to me, and I've made a commitment to them. I'm just looking to make a few plays and help this team, and so far, it's working out."

COLLEGE: Played four years at Millikin, catching 119 passes for a school-record 2,548 yards ... Returned two punts and three kickoffs for touchdowns ... Competed on the track team and won the conference 100-yard dash.

PERSONAL: Born in Decatur, Ill. ... Hometown is Maroa, Ill. ... Married (wife Sandy) with a daughter (Hanna, 4) ... Hobbies include golfing, bowling, outdoor sports and traveling ... Full name is Jeff Lee Query ... Played only one year of high school football, at Maroa-Forsyth in Illinois.

JEFF QUERY'S STATISTICS

RECEIVING

YEAR	TEAM	G/S	NO.	YDS	AVG.	LG	TD
1989	Green Bay	16/0	23	350	15.2	45	2
1990	Green Bay	16/0	34	458	13.5	47	2
1991	Green Bay	16/0	7	94	13.4	26	0
1992	Cincinnati	10/2	16	265	16.6	83	3
1993	Cincinnati	16/16	56	654	11.7	51	4
CAREER		74/18	136	1821	13.4	83	11

RUSHING

YEAR	TEAM	NO.	YDS	AVG.	LG	TD
1989	Green Bay	0	0	0.0	0	0
1990	Green Bay	3	39	13.0	18	0
1991	Green Bay	0	0	0.0	0	0
1992	Cincinnati	1	1	1.0	1	0
1993	Cincinnati	2	13	6.5	8	0
CAREER		6	53	8.8	18	0

PUNT RETURNS

YEAR	TEAM	NO.	YDS.	AVG.	TD
1989	Green Bay	30	247	8.2	0
1990	Green Bay	32	308	9.6	0
1991	Green Bay	14	157	11.2	0
CAREER		76	712	9.4	0

KICKOFF RETURNS

YEAR	TEAM	NO.	YDS	AVG.	LG	TD
1989	Green Bay	6	125	20.8	28	0
1993	Cincinnati	1	13	13.0	13	0
CAREER		7	138	19.7	28	0

SCORING

YEAR	TEAM	TDs	TD-R	TD-P	TD-Rt	PTS
1989	Green Bay	2	0	2	0	12
1990	Green Bay	3	0	2	1	18
1991	Green Bay	0	0	0	0	0
1992	Cincinnati	3	0	3	0	18
1993	Cincinnati	4	0	4	0	24
CAREER		12	0	11	1	72

JEFF QUERY GAME-BY-GAME IN 1993

RECEIVING

OPPONENTS	NO.	YDS.	AVG.	LG	T D
at Cleveland	3	80	26.7	51	0
Indianapolis	4	44	11.0	13	0
at Pittsburgh	0	0	0.0	0	0
Seattle	6	59	9.8	17	0
at Kansas City	3	69	23.0	25	0
Cleveland	4	32	8.0	11	1
at Houston	5	45	9.0	18	1
Pittsburgh	6	48	8.0	12	1
Houston	2	30	15.0	24	0
at N.Y. Jets	6	44	7.3	13	1
L.A. Raiders	3	43	14.3	24	0
at San Francisco	3	36	12.0	14	0
at New England	2	17	8.5	10	0
L.A. Rams	5	74	14.8	43	0
Atlanta	2	21	10.5	17	0
at New Orleans	2	12	6.0	7	0
TOTALS	56	654	11.7	51	4



Ht.: 6-5 Wt.: 200

1993 Games/Starts: 3/0

College: W. Virginia

Career Games/Starts: 28/4

NFL Exp: 4th year

Acquired: FA '94

Birthdate: 12/25/66

88

REGGIE REMBERT WR

Tall and fast, with good leaping ability, Rembert has frequently displayed big-play spark on the practice field. But fourth-year pro has yet to cash in that potential for significant regular-season results, and he faces what could be his final chance in '94 ... Career has been plagued by off-field problems, mostly alcohol-related, but Bengals re-signed Rembert 4/11/94 after he had shown significant progress in behavior-modification programs.

COACH RICHARD WILLIAMSON SAYS: "Reggie's still a big, tall, talented athlete. Hopefully, we can finally make it peak this fall. He worked more consistently during the off-season than he ever has before, so that's one plus for him going into training camp."

1993: Missed all training camp due to contract negotiation ... Signed Aug. 26, and was ineligible for season's first two games due to "five-day letter" rule ... Made season debut Sept. 19 at Pittsburgh with two catches for 27 yds. ... Had four catches for 50 yds., including season-long catch of 21, vs. Seattle Sept. 26 ... Had two catches for 24 yds. at Kansas City Oct. 10 ... Waived by Bengals Oct. 12 following DUI arrest.

REMBERT.....(Cont.)

PREVIOUS SEASONS — **1990:** Drafted in second round by NY Jets (28th overall pick) ... Rights traded Aug. 27 by Jets to Bengals, for LB Joe Kelly and OT Scott Jones ... On injured reserve with Bengals (hamstring) for entire season. **1991:** Played in all 16 games ... Nine-catch totals included season-long reception of 23 yards for TD on Don Hollas pass vs. Raiders. **1992:** Made his only four NFL starts and had career-best receiving numbers ... Had 12 receptions the final three games ... On reserve/non-football illness list from Sept. 28 through Nov. 9.

COLLEGE: Eighteen of his 64 catches over two seasons at WVU went for touchdowns ... Earned All-America recognition as a senior ... Played for Independence (Kan.) JC before attending West Virginia.

PERSONAL: Hometown is Okeechobee, Fla. ... Attended Okeechobee HS ... Hobbies include golf.

REGGIE REMBERT'S STATISTICS

RECEIVING

YEAR	TEAM	G/S	NO.	YDS	AVG.	LG	TD
1991	Cincinnati	16/0	9	117	13.0	23	1
1992	Cincinnati	9/4	19	219	11.5	27	0
1993	Cincinnati	3/0	8	101	12.6	21	0
TOTALS		28/4	36	437	12.1	27	1



Ht: 5-8 Wt: 176

1993 Games/Starts: 15/3

College: Tennessee St.

Career Games/Starts: 15/3

NFL Exp: 2nd year

Acquired: W(Hou) '93

Birthdate: 10/3/69

81

PATRICK ROBINSON WR-KR

Instinctive, aggressive kick returner who will bid to handle twin roles again this season ... Fearless in traffic ... His 43 punt returns last season set club record ... His 73 combined kick returns (including 30 kickoffs) was second-most in club history, surpassed only by Cleotha Montgomery's 75 in 1980 ... Saw action as a receiver late last season.

COACH MARV BRADEN SAYS: "Patrick didn't break the long return like we thought he could last season, but he came to us late and played five games at about 50 percent on a hyperextended knee. With a full camp in our system, I think he'll show that ability to make people miss that we saw in his preseason films."

1993: Drafted in 7th round by Houston ... Waived Aug. 30 despite promising preseason, and claimed by Bengals Aug. 31 ... Immediately stepped into No. 1 KR and PR roles with Bengals ... In pro debut at Cleveland Sept. 5, averaged 24.6 yards on three KRs and 14.0 yards on five PRs ... Had season-long 36-yard PR vs. Browns Sept. 5 ... Had season-long 42-yard KR at New England Dec. 12 ... 305 total PR yards was most by a Bengal since Mike Martin's 376 in 1984, and was third-most in club history ... As WR, had three catches for 29 yards at New England Dec. 12 ... Had long catch of 14 yards in Nov. 28 victory over Raiders.

ROBINSON ON ROBINSON: "The secret to kick returning is making people miss. It's something I'm able to do. I couldn't tell you how I do it. But you can't be afraid to try and make something happen."

COLLEGE: As Tennessee State senior, ranked fifth in nation in all-purpose yards per game (161.8) ... Senior totals included 45 receptions for 801 yards, 31 KR for 665 yards and 38 punts for 268 yards ... Also played basketball at TSU.

PERSONAL: Hometown is Memphis, Tenn. ... Four-sport letterman at Memphis' Northside HS ... Has donated time to Boys Club ... Hobbies include fishing and basketball ... Full name is Patrick Lavel Robinson.

PATRICK ROBINSON'S STATISTICS

RECEIVING

YEAR	TEAM	G/S	NO.	YDS	AVG.	LG	TD
1993	Cincinnati	15/3	8	72	9.0	14	0

RUSHING

YEAR	TEAM	NO.	YDS.	AVG.	LG	TD
1993	Cincinnati	1	6	6.0	6	0

PUNT RETURNS

YEAR	TEAM	RET.	FC	YDS	AVG.	LG	TD
1993	Cincinnati	43	6	305	7.1	36	0

KICKOFF RETURNS

YEAR	TEAM	NO.	YDS.	AVG.	LG	TD
1993	Cincinnati	30	567	18.9	42	0

PATRICK ROBINSON GAME-BY-GAME IN 1993

PUNT RETURNS

OPPONENT	RET.	FC	YDS.	AVG.	LG	TD
at Cleveland	5	0	70	14.0	36	0
Indianapolis	4	0	26	6.5	17	0
at Pittsburgh	1	0	-6	-6.0	-6	0
Seattle	0	0	0	0.0	0	0
at Kansas City	3	1	13	4.3	12	0
Cleveland	4	1	24	6.0	11	0
at Houston	2	0	4	2.0	2	0
Pittsburgh	4	0	39	9.7	21	0
Houston	0	1	0	0.0	0	0
at N.Y. Jets	2	1	10	5.0	6	0
L.A. Raiders	3	1	26	8.7	14	0
at San Francisco	0	0	0	0.0	0	0
at New England	4	0	12	3.0	6	0
L.A. Rams	4	0	36	9.0	25	0
Atlanta	5	1	38	7.6	14	0
at New Orleans	2	0	13	6.5	12	0
TOTALS	43	6	305	7.1	36	0

KICKOFF RETURNS

OPPONENT	NO.	YDS.	AVG.	LG	TD
at Cleveland	3	74	24.6	27	0
Indianapolis	2	20	10.0	17	0
at Pittsburgh	3	48	16.0	19	0
Seattle	0	0	0	0.0	0
at Kansas City	1	19	19.0	19	0
Cleveland	4	56	14.0	19	0
at Houston	4	89	22.2	36	0
Pittsburgh	1	12	12.0	12	0
Houston 1	15	15.0	15	0	
at N.Y. Jets	3	41	13.6	23	0
L.A. Raiders	1	22	22.0	22	0
at San Francisco	3	60	20.0	24	0
at New England	3	68	22.7	42	0
L.A. Rams	1	15	15.0	15	0
Atlanta	0	0	0.0	0	0
at New Orleans	2	44	22.0	25	0
TOTALS	30	567	18.9	42	0



Ht.: 6-5 Wt.: 250

1993 Games/Starts: 13/0

College: Georgia

Career Games/Starts: 46/2

NFL Exp: 5th season

Acquired: UFA (Jets) '93

Birthdate: 12/8/65

87

TROY SADOWSKI TE

Sadowski brings the Bengals a knowledge of Bruce Coslet's offense and demonstrated skills as a special teamer ... Signed 4/26/94 by Cincinnati as unrestricted free agent from N.Y. Jets ... Could compete for additional work as deep snapper.

COACH PAUL ALEXANDER SAYS: "Troy is a tough guy who will try like crazy to do anything you ask him. He's a veteran who can help us in a lot of ways."

1993: Waived by Jets Aug. 24, but re-signed by New York on Sept. 28 ... Played in games 4-16, mostly on special teams ... As TE, had two receptions for 14 yards, including 11-yarder vs. Bengals on Nov. 21 ... Credited with three special teams tackles ... Gained unrestricted free agency after the season.

PREVIOUS SEASONS — 1989: Drafted by Atlanta in sixth round (145th overall pick) ... Waived by Falcons after missing preseason with knee injury, but re-signed Dec. 6 to Falcons' developmental squad. **1990:** Re-signed to Falcons' active roster, and played 13 games with one start. **1991:** Signed April 2 with Kansas City as Plan B free agent ... Played career-high 14 games, but was released Dec. 17. **1992:** Signed by Jets March 23, and played six games, with pass reception of 20 yards ... Waived Oct. 25 when TE Johnny Mitchell returned from an injury ... re-signed by Jets after the season.

COLLEGE: Played on four bowl teams as two-year starter and four-year letter-winner at Georgia ... Had 42 receptions for 493 yards and 4 TDs.

PERSONAL: Born in Atlanta, Ga. ... Attended Chamblee (Ga.) HS ... Son of Bob Sadowski, former major league pitcher (Cardinals, Brewers) ... Full name is Troy Robert Sadowski.

TROY SADOWSKI'S STATISTICS

RECEIVING

YEAR	TEAM	G/S	NO.	YDS.	AVG.	LG	TD
1990	Atlanta	13/1	0	0	0.0	0	0
1991	Kansas City	14/1	0	0	0.0	0	0
1992	N.Y. Jets	6/0	1	20	20.0	20	0
1993	N.Y. Jets	13/0	2	14	7.0	11	0
CAREER		46/2	3	34	11.3	20	0

SPECIAL TEAMS TACKLES (8): 1991 (4); 1992 (1); 1993 (3). **FR:** 1991(1).



Ht: 6-6 Wt: 284

1993 Games/Starts: 1/1

College: E. Washington

Career Games/Starts: 17/9

NFL Exp: 3rd year

Acquired: CFA'92

Birthdate: 3/31/69

77

KEVIN SARGENT T-C

A pleasant surprise for the Bengals in 1992, Sargent will be challenged in 1994 to regain his rookie form ... 1993 was essentially a lost year for him, as a severe forearm fracture on Sept. 5 at Cleveland made the season opener his season-ender ... Underwent surgery in September, and required another surgery on the arm in late January ... Team doctors are "optimistic" he'll be ready to go in training camp.

DAVE SHULA SAYS: "He's had a setback with his arm, but we feel he still has great potential to be a fine tackle in this league. We'll also look at him as a center."

1993: Opened the season as starting LT, but suffered broken forearm on the second play of the opening game in Cleveland ... "That injury hit us where we could least afford it," said GM Mike Brown. "It was a real blow to our season" ... Sargent spent the next 11 weeks on inactive status, and was transferred to the injured reserve list Dec. 3.

1992: Longshot from Division 1-AA Eastern Washington made the squad out of training camp and wound up playing all 16 games, with eight starts at LT ... Performed well under daunting responsibility of replacing All-Pro Anthony Munoz, who missed eight games with injuries ... Led the offensive line with two fumble recoveries.

COACH JIM McNALLY SAYS: "If the arm's OK, Kevin will be a starter for us somewhere. He has good leverage and balance, and good leg strength. He needs to improve his upper body strength."

COLLEGE: Was offensive captain for Eastern Washington his senior season, and was named first-team All-Big Sky Conference.

PERSONAL: Hometown is Bremerton, Wash. ... attended Bremerton HS.

KEVIN SARGENT'S STATISTICS

GAMES/STARTS (17/9): 1992 (16/8); 1993 (1/1).

10

**Ht: 6-4 Wt: 215**

1993 Games/Starts: 9/3

College: UCLA

Career Games/Starts: 109/91

NFL Exp: 11th year

Acquired: UFA (Rai)'93

Birthdate: 6/28/61

JAY SCHROEDER QB

Returns for 11th NFL season with a shot at surpassing 20,000 career yards in passing ... Assumed backup role with Bengals last season after eight years as an NFL starter with Redskins and Raiders ... Provided Bengals offense a mid-season yardage lift in '93 ... Maintains his much-touted arm strength, and still has good mobility ... Has 57-34 career record as starter for .626 winning percentage.

DAVE SHULA SAYS: "Jay gave us some valuable veteran leadership last season. He did some good things when he had a chance to play. He's still got a tremendously strong arm, and he has a good grasp of the game."

1993: Earned unconditional free agency from Raiders March 1 ... Signed by Bengals Apr. 30 ... Started in games 7-8-9, subbing for injured David Klingler ... Finished season with 5-2 TD-INT ratio ... Saw significant action in three of Bengals' top four total yardage games — 354 yds. vs. Seattle Sept. 26, 346 yds. at Houston Oct. 24 and 339 yds. at San Francisco Dec. 5 ... Had season-high 19 completions and threw for 2 TD with 0 INT vs. Cleveland Oct. 17. Replaced injured Klingler in that game ... Had season-high 213 passing yards with 1 TD and 0 INT in first start at Houston Oct. 24 ... Forced out of Nov. 14 start vs. Houston with shoulder strain ... Returned to backup role over next seven weeks ... Season-long completion of 37 yards was to Tony McGee vs. Seattle Sept. 26.

PREVIOUS SEASONS — 1984: Drafted by Washington in third round (83rd overall pick) ... Active for 16 games, but did not play. **1985:** Started five games. **1986:** Started every game, throwing for career highs of 4,109 yards and 22 TDs, as Redskins went 12-4 and reached NFC title game ... Named to Pro Bowl. **1987:** Started 10 games in regular season for Redskins team that went on to win Super Bowl XXII. **1988:** Traded Sept. 7 ... Redskins sent Schroeder and second-round pick in '89 draft to L.A. Raiders for OT Jim Lachey and second, fourth and fifth-round picks in '89 draft and fourth and fifth-round picks in '90 draft ... Started four games for Raiders ... Led L.A. in overcoming 24-0 deficit to win 30-27 in overtime at Denver; comeback tied for third-biggest in NFL history ... Passed for 354 yds. vs. Seattle and 324 in 44-21 loss to visiting Bengals. **1989:** Started nine games, with career-worst 60.3 rating, but had 84-yd. TD pass to Willie Gault, Raiders' longest of season, in 28-7 victory over visiting Bengals. **1990:** Came back from disappointing year to start 16 games for 12-4 divisional championship team ... Had career-bests with 90.8 rating and 19-9 TD-INT ratio ... Yards-per-attempt average of 8.53, also a career-best, led the NFL. ... Threw 41-yard TD pass to Ethan Horton in '90 season playoff game, icing 20-10 victory over Bengals. **1991:** Started 15 games for wild-card playoff team ... Threw for 3 TDs with 84.2 completion percentage vs. Seattle. **1992:** Started nine games for Raiders ... Passed for 380 yards in overtime loss to Bengals at Riverfront Stadium.

SCHROEDER ON SCHROEDER: "I feel I can put teams in position to win games, and most of the time, somewhere along the line, I've been able to come up with plays to win the game."

SCHROEDER DATA: Completed a pass of 53 or more yards in each NFL season from 1985-92, including two of 84 yards and one of 85 ... Was first-round pick (third overall) by Toronto Blue Jays in 1979 baseball free agent draft; played 407 games in Jays minor league system from 1980-83.

HONORS: Named to Pro Bowl (1986 season).

COLLEGE: Played only in 1979-80 at UCLA before signing pro baseball contract ... Saw action at UCLA only in '80, completing 37 of 65 passes for 684 yards and four TDs.

PERSONAL: Born in Milwaukee, Wis. ... Attended Palisades HS in Pacific Palisades, Calif ... Married (wife Debbie) with two sons (Brian 9, Chris, 7) ... Full name is Jay Brian Schroeder.

JAY SCHROEDER'S STATISTICS

PASSING

YEAR	TEAM	G/S	ATT.	COMP	PCT	YDS.	TD	INT.	LG	RAT.
1985	Washington	9/5	209	112	53.6	1458	5	5	53	73.8
1986	Washington	16/16	541	276	51.0	4109	22	22	71	72.9
1987	Washington	11/10	267	129	48.3	1878	12	10	84	71.0
1988	Was.(0)Rai.(9)	9/8	256	113	44.1	1839	13	13	85	64.6
1989	LA Raiders	11/9	194	91	46.9	1550	8	13	84	60.3
1990	LA Raiders	16/16	334	182	54.5	2849	19	9	68	90.8
1991	LA Raiders	15/15	357	189	52.9	2562	15	16	78	71.4
1992	LA Raiders	13/9	253	123	48.6	1476	11	11	53	63.3
1993	Cincinnati	9/3	159	78	49.1	832	5	2	37	70.0
CAREER		109/91	2570	1293	50.3	18,553	110	101	85	72.0

SACKED/YDS: (BENGALS ONLY) 1993 (13/87).

RUSHING

YEAR	TEAM	ATT.	YDS.	AVG.	LG	TD
1985	Washington	17	30	1.8	15	0
1986	Washington	36	47	1.3	12	1
1987	Washington	26	120	4.6	13	3
1988	Was.(0) Rai.(9)	29	109	3.8	12	1
1989	LA Raiders	15	38	2.5	19	0
1990	LA Raiders	37	81	2.2	17	0
1991	LA Raiders	28	76	2.7	15	0
1992	LA Raiders	28	160	5.7	19	0
1993	Cincinnati	10	41	4.1	20	0
CAREER		226	702	3.1	20	5

TRAINING CAMP DATA

All Bengals players will report to training camp Monday, July 18, at Wilmington College in Wilmington, Ohio.

The Bengals will train at Wilmington College through Friday, August 12, after which they will return to Spinney Field in Cincinnati.

This is the 27th consecutive year the Bengals have trained at Wilmington College.

JAY SCHROEDER GAME-BY-GAME IN 1993

PASSING

OPPONENT	ATT.	COMP.	YDS.	TKD/YDS	TD	INT.	LG
at Cleveland	0	0	0	0	0	0	0
Indianapolis							
at Pittsburgh	5	1	3	0/0	0	1	3
Seattle	22	14	183	2/10	1	0	37
at Kansas City	0	0	0	0/0	0	0	0
Cleveland	37	19	172	2/15	2	0	28
at Houston	31	17	213	4/35	1	0	36
Pittsburgh	29	13	117	3/21	1	1	16
Houston	11	4	46	2/6	0	0	24
at N.Y. Jets							
L.A. Raiders							
at San Francisco	24	10	98	0/0	0	0	22
at New England							
L.A. Rams							
Atlanta							
at New Orleans							
TOTALS	159	78	832	13/87	5	2	37


Ht: 6-6 Wt: 335
1993 Games/Starts: 13/13
College: E. Carolina
Career Games/Starts: 13/13
NFL Exp: 2nd year
Acquired: D6 '93
Birthdate: 6/25/70
74
TOM SCOTT
T

A massive tackle with exceptionally quick feet for his size ... Started last 10 games in '93 at LT, but must control his weight in '94 to reach his high potential ... Enjoyed a strong '93 finish playing at 330 pounds ... Was overweight during spring of '94, but had begun work with weight-control specialist Mike Spotts, who has successfully counseled NFL linemen Nate Newton and Cortez Kennedy.

DAVE SHULA SAYS: "Tom Scott battled some of the best pass rushers in the league the second half of last season, and he held his own. If he wants, he can be a fine player in this league a long time. It's just a question of disciplining himself in conditioning off the field."

1993: Drafted as a tackle, but his excess weight dictated a shift to guard in training camp ... Started at LG in season's first three games ... Missed the next three games with a sore knee, but continued workouts and reduced weight to 330 range ... Returned to starting lineup at LT at Houston on Oct. 24, and held the job the rest of the season ... Tied for team lead with two fumble recoveries.

COLLEGE: Rated one of the top tackle prospects in the nation during his junior season at East Carolina, but stock dropped with scouts because of weight gain as a senior ... Earned All-America honors as a senior from Football News and The Sporting News, but lasted until the 148th pick of the '93 draft ... "He was the last tackle left on our board when we drafted him," says Bengals line

coach Jim McNally. "But we knew from his junior year he had great potential."

PERSONAL: Born in Burke Co., N.C. ... Majored at East Carolina in industrial technology ... hobbies include basketball and model cars.



Ht: 6-3 Wt: 248

College: Louisiana Tech

NFL Exp: 3rd year

1993 Games/Starts: 14/9

Career Games/Starts: 25/10

Acquired: D12 '92

Birthdate: 9/17/71

90

ERIC SHAW

LB

Physical inside linebacker, praised by coaches for his strength at the point of attack ... Plays his best in heavy traffic between the tackles ... Young player with limited college experience, will enter third NFL season at tender age of 22 ... Known for eye-popping tackling power when he hits a ball carrier with full force ... Hampered in second half of '93 season by knee injury, but returns healthy for '94.

DAVE SHULA SAYS: "When Eric gets hold of somebody, they go down, and usually they go backwards. He really stands out in goal line situations."

1993: Started eight of season's first 10 games; played as a reserve in games 7 and 9 against Houston, as coaching staff reduced roles of all linebackers vs. run-and-shoot offense. ... Suffered sprained knee ligament vs. Houston Nov. 14, and was on inactive list for next two games ... Returned to action at S.F. Dec. 5, and rejoined starting lineup for season's final two games, after injury to Ricardo McDonald ... Had season-high 11 tackles (coaches' stats) vs. Indianapolis Sept. 12 ... Finished sixth on club in tackles for season (49) in press box stats.

1992: Drafted in 12th round by Bengals (310th overall pick) ... Released Aug. 31, but was re-signed Sept. 1 to practice squad and was added to active roster for Oct. 17 game at Cleveland ... Played in season's last 11 games, and had first pro start at San Diego Dec. 13 ... Finished second in special teams tackles in press box stats.

COACH JOE PASCALE SAYS: "Eric brings two big assets to this position. He's a tough and aggressive hitter, and he gives you a great deal of effort. When you hit and work hard, that's a good start. The rest will depend on how fast he learns the system."

COLLEGE: Originally signed with Florida State, but transferred to Louisiana Tech ... Had nine sacks as La. Tech sophomore and helped led team to Independence Bowl ... Left school after sophomore season.

PERSONAL: Hometown is Pensacola, Fla. ... Attended Pensacola HS ... Married (wife Jaquita) with four children (Jamid 4, Eric Denzell 3, Eric Jr. 2 and Enrico 1) ... Hobbies include basketball and video games ... Enjoys talking with young athletes ... Does charitable work for American Cancer Society.

ERIC SHAW'S STATISTICS

YEAR	TEAM	G/S	TACKLES	ASSISTS	TOTAL	SACKS	INT	FR
1992	Cincinnati	11/1	12	2	14	0	0	0
1993	Cincinnati	14/9	38	11	49	0	0	1
	CAREER	25/10	50	13	63	0	0	1

SPECIAL TEAMS TACKLES (12): 1992 (7); 1993 (5).



Ht: 6-1 Wt: 180

College: SMU

NFL Exp: 2nd year

1993 Games/Starts: 16/2

Career Games/Starts: 16/2

Acquired: D4 '93

Birthdate: 8/8/71

22

MARCELLO SIMMONS CB

Lanky, physically impressive young cornerback enters second Bengals camp seeking more consistency ... Has shown outstanding leaping ability and timed at 4.4 in 40-yard dash, and has the quickness to be a solid NFL cover man with more experience ... Played in every game and started twice during rookie season.

COACH LARRY PECCATIELLO SAYS: "Marcello is a good, young prospect who shows some excellent coverage skills at times. He'll have a good shot at becoming our third corner and a starter in the nickel package."

1993: One of two Bengals rookies (Scott Brumfield the other) to play in all 16 games ... Started both games against Houston, as Bengals used extra DBs against run-and-shoot offense ... Played every defensive snap vs. Houston Nov. 14 ... Aside from Houston games, had most defensive snaps played in victories over Atlanta (31) and L.A. Raiders (26) ... Credited in coaches' statistics with five passes broken up ... One of four DBs to log 100 or more special teams plays (126) ... 90th overall pick in the draft.

COACH RON MEEKS SAYS: "We're expecting good things from Marcello. He has good quickness and good skills. He needs to get a little tougher and a little stronger, and to have more awareness in certain situations so he can be more aggressive. But those are the kind of improvements you'll see a lot of guys make between their first and second years. He'll come into this season a lot more confident."

COLLEGE: Was first SMU player selected for Senior Bowl (after 1991 season) since Jerry Ball and Ron Morris were chosen following '85 campaign ... Had eight interceptions in Mustang career ... Returned a blocked PAT 88 yards for two points against Tulane in '92.

PERSONAL: Born in Tomball, Texas ... One of SMU's most active players in community relations.

MARCELLO SIMMONS' STATISTICS

YEAR	TEAM	G/S	TACKLES	ASSISTS	TOTAL	SACKS	INT	FR
1993	Cincinnati	16/2	8	0	8	0	0	0

SPECIAL TEAMS TACKLES: 1993 (3).

PUNT RETURNS

YEAR	TEAM	RET.	FC	YDS.	AVG.	LG	TD
1993	Cincinnati	1	0	0	0.0	0	0



Ht: 6-0 Wt: 184

1993 Games/Starts: 4/0

College: Miami (Ohio)

Career Games/Starts: 20/0

Acquired: CFA '92

NFL Exp: 3rd year

Birthdate: 1/25/70

84

MILT STEGALL

WR

Native Cincinnati seeks to establish claim to roster spot after '93 campaign cut short by injury ...Has kickoff return ability.

COACH RICHARD WILLIAMSON SAYS: "Milt's a smart kid who can play both flanker and split end, and he knows how to play the No. 3 spot when we use more than two wide guys. He helps us with his versatility."

1993: Saw action in four games ...Had lone catch for eight yards on Sept. 12 vs. Indianapolis ...Suffered hamstring pull vs. Houston Nov. 14 and did not play again ...Placed on injured reserve list Dec. 24.

1992: Signed April 28 as undrafted rookie free agent ...Made the team out of training camp and played in all 16 games ...Scored first NFL TD on 12-yard pass from Don Hollas on Oct. 11 vs. Houston ...Averaged 17.2 yards on 25 kickoff returns.

COLLEGE: Outstanding career at Miami, where he caught 106 passes for 1,581 yards ...Returned 52 kickoffs for 23.8-yard average ...Three-time selection to All Mid-American Conference team.

PERSONAL: Hometown is Cincinnati ...Attended Roger Bacon HS ...One of team's most cooperative players last off-season in responding to calls from civic and youth groups ...Hobbies include collecting \$2 bills and cooking.

MILT STEGALL'S STATISTICS

RECEIVING

YEAR	TEAM	G/S	NO.	YDS.	AVG.	LG	TD
1992	Cincinnati	16/0	3	35	11.7	13	1
1993	Cincinnati	4/0	1	8	8.0	8	0
CAREER		20/0	4	43	10.7	13	1

KICKOFF RETURNS

YEAR	TEAM	NO.	YDS	AVG.	LG	TD
1992	Cincinnati	25	430	17.2	39	0
1993	Cincinnati	0	0	0.0	0	0
CAREER		25	430	17.2	39	0

SPECIAL TEAMS TACKLES (5): 1992 (5); 1993 (0).

53

**Ht.: 6-4 Wt.: 232**

1993 Games/Starts: 16/0

College: Temple

Career Games/Starts: 16/0

NFL Exp.: 2nd year

Acquired: FA '94

Birthdate: 6/16/69

SANTO STEPHENS LB

Aggressive, athletic player seeks to rise on Bengals depth chart after two years with Kansas City Chiefs ... Claimed by Bengals on waivers on 4/11/94 ... Will join the wide-open training camp fight for weak-side OLB job.

COACH JOE PASCALE SAYS: "Santo came to our mini-camps and did what we thought he'd be able to do. He showed experience in recognizing formations, he showed he knows how to zone-drop, and he learned our system quickly. You could tell he's been in the league a couple years. We still have to get a look at him in pads, but he helped himself with what he did in the off-season work."

1993: Played in all 16 games for division champion Chiefs, mostly on special teams, and also appeared in all three playoff games ... Ranked fifth in special teams tackles with 9, seven solo ... Had three special teams tackles in playoffs ... Backed up Lonnie Marts at OLB position.

1992: Signed with Chiefs as undrafted rookie free agent ... Had strong preseason with 14 tackles ... Waived Aug. 31 and re-signed two-days later to practice squad, where he worked the entire season.

COLLEGE: Three-year starter at Temple ... Recorded 272 tackles in four seasons ... Led team with 112 tackles as a junior.

PERSONAL: Born in Washington, D.C. ... Hometown is Capital Heights, Md. ... Attended Forestville HS in Capital Heights ... Graduated from Temple with a communications degree ... Full name is Santo Sean Stephens.

SANTO STEPHENS' STATISTICS**SPECIAL TEAMS TACKLES : 1993 (9).**

96

**Ht.: 6-4 Wt.: 264**

1993 Games/Starts: 16/0

College: Miami (Fla.)

Career Games/Starts: 96/28

NFL Exp.: 7th year

Acquired: UFA (Cin) '94

Birthdate: 1/3/65

DANIEL STUBBS DE

Skilled pro pass rusher returns for fourth season with Cincinnati after Bengals lured him back from the unrestricted free agent market ... Re-signed on 6/13/94 ... Stubbs led the Bengals in sacks last season, had nine sacks in '92, and has 36 for his career ... Has never missed a game in six previous seasons with Bengals, Cowboys and 49ers ... Does his best work as third-down rusher in nickel situations.

DAVE SHULA SAYS: "We're happy to have Dan back in the fold. We talked a lot in the off-season about improving our run defense, but this is a guy who helps our pass rush. He's been productive as a situational player. He works hard on every play he's in there."

1993: Came on strong in season's final seven weeks to lead Cincinnati in sacks (5) ... Sacked Jeff Hostetler twice for 13 yards in Nov. 28 victory over Raiders; six-yard sack to Raiders' 18 helped set up Bengals' 48-yd. drive for TD and 10-0 lead ... Had season-high four solo tackles vs. Raiders ... Sacked Bobby Hebert twice for 11 yards in Dec. 26 victory over Falcons ... Also sacked former teammate Boomer Esiason (7 yds.) on Nov. 21 at Jets ... Tied for second on team in QB pressures (18) and tied for second on defensive line in tackles-for-loss (5) ... Though seen as primarily a situational player, he played 83 percent of defensive snaps (220-265) in final four games.

PREVIOUS SEASONS — 1988: Drafted in second round by San Francisco (33rd overall pick) ... Signed July 19 ... Played all 16 games as a rookie as designated pass rusher, and went on to earn first of two Super Bowl rings ... Sacked Boomer Esiason for eight-yard loss in Super Bowl XXIII victory over Bengals.

1989: Earned second Super Bowl ring, and again topped off his season with a fine Super Bowl ... In SB XXIV victory over Denver, he had two sacks and returned a fumble recovery to the one-yard line to set up a touchdown. **1990:** Traded to Dallas April 19; 49ers sent Stubbs, RB Terrence Flagler and third- and 11th-round picks in '90 draft to Dallas for Cowboys' second- and third-round picks in '90 ... Started 15 games for Cowboys and tied for team sacks lead (7.5) while leading club in QB pressures (30) and leading line in passes defended (6) ... Had sack, season-high seven tackles and four tackles-for-loss vs. Atlanta Dec. 30. **1991:** Played nine games for Cowboys, then waived and claimed by Bengals on Nov. 6 ... Played final seven games with Cincinnati, registering 2.5 sacks. **1992:** Had best year in sacks, with nine for 64 yds. ... Had sacks in first three games, and went on to spread out sacks total over nine different games.

COLLEGE: Finished Miami career as Hurricanes' career sacks leader (39.5) ... Had 9.5 sacks during All-American senior season ... Earned second-team All-American as a junior with career-high 97 tackles ... Played in only two losing games in 2 1/2 seasons as a starter.

PERSONAL: Hometown is Red Bank, N.J. ... Named Athlete of the Year as senior at Red Bank Regional HS ... Played on state championship basketball team his junior year ... Holds degree from Miami in criminal justice ... Has a daughter, Alexa Briana ... Hobbies include fishing and traveling.

DANIEL STUBBS' STATISTICS

YEAR	TEAM	G/S	TKLS	ASST	TOTAL	SACKS	INT.	FR
1988	San Fran.	16/1	20	5	25	6.0	0	0
1989	San Fran.	16/0	12	1	13	4.5	0	0
1990	Dallas	16/15	29	30	59	7.5	0	0
1991	Dal(9)Cin(7)	16/0	8	3	11	4.0	0	0
1992	Cincinnati	16/12	24	8	32	9.0	0	0
1993	Cincinnati	16/0	20	4	24	5.0	0	1
CAREER		96/28	113	51	164	36.0	0	1

49

**Ht: 6-4 Wt: 233****1993 Games/Starts: 3/0****College: Oregon****Career Games/Starts: 7/0****NFL Exp: 3 years****Acquired: CFA '92****Birthdate: 12/30/69**

JEFF THOMASON TE

Made the Bengal roster in 1992 as an undrafted college free agent ... On 53-man roster for all 16 games in '93, but was held back in '93 training camp by neck injury.

COACH PAUL ALEXANDER SAYS: "Jeff's a fluid athlete with pretty good hands. This is a key year for him, and he's working to get a little stronger."

1993: Had five-yard reception vs. Houston Nov. 14 and three-yarder vs. Pittsburgh Sept. 19 ... Played vs. Seattle Sept. 26 ... On inactive list other 13 game days.

1992: Didn't play until the final four games, due to an early knee injury that put him on injured reserve.

COLLEGE: Three-year starter at Oregon ... was team captain as a senior.

PERSONAL: Hometown is San Diego, Calif. ... High school was Corona Del Mar in Newport Beach, Calif. ... Full name is Jeffrey David Thomason.

JEFF THOMASON'S STATISTICS

RECEIVING

YEAR	TEAM	G/S	NO.	YDS.	AVG.	LG	TD
1992	Cincinnati	4/0	2	14	7.0	10	0
1993	Cincinnati	3/0	2	8	4.0	5	0
CAREER		7/0	4	22	5.5	10	0

SPECIAL TEAMS TACKLES (1): 1992 (1); 1993 (0).

48

**Ht: 6-2 Wt: 244****1993 Games/Starts: 13/0****College: N. Car. A&T****Career Games/Starts: 29/3****NFL Exp: 3rd year****Acquired: D5 '92****Birthdate: 1/13/69**

CRAIG THOMPSON TE

The "veteran" of the tight end corps enters his third season with three of the five touchdowns scored by Bengals tight ends the last two years ... Bengals are 3-0 when he scores ... Teams with Tony McGee on most two-tight end situations.

DAVE SHULA SAYS: "Craig is a very good natural hands receiver. "He's a very bright guy, and will get stronger."

1993: Scored the game-opening touchdown, after which Bengals never trailed, in 21-17 victory over Atlanta on Dec. 26 ... Score came on a three-yard pass from David Klingler ... Had season-high five catches at Kansas City on Oct. 10, and came back with four catches the next week against Cleveland.

1992: Had career-long 32-yard catch at Chicago Nov. 8, and also scored on a one-yard Boomer Esiason pass to launch Bengals comeback from a 28-14 deficit to a 31-28 overtime win ... Scored first TD in 30-10 victory over Cleveland Nov. 1, giving Bengals a 7-3 lead they held the rest of the way ... Score came on a one-yard pass from Boomer Esiason ... Had season-high five receptions against Pittsburgh Nov. 29.

COACH PAUL ALEXANDER SAYS: "Craig's best potential is at the H-back, or what some people call the 'move' tight end. He's good in motion, and is a good natural receiver."

COLLEGE: Caught 19 touchdown passes in two seasons at North Carolina A&T ... Had 80 receptions for 1,249 yards and 15.8-yard average.

PERSONAL: Hometown is Hartsville, S.C.

CRAIG THOMPSON'S STATISTICS

RECEIVING

YEAR	TEAM	G/S	NO.	YDS.	AVG.	LG	TD
1992	Cincinnati	16/3	19	194	10.2	32	2
1993	Cincinnati	13/0	17	87	5.1	10	1
	CAREER	29/3	36	281	7.8	32	3

SCORING

YEAR	TEAM	TDs	TD-R	TD-P	TD-Rt	S	PTS.
1992	Cincinnati	2	0	2	0	0	12
1993	Cincinnati	1	0	1	0	0	6
	CAREER	3	0	3	0	0	18



Ht: 6-3 Wt: 244

1993 Participation: 16/9

College: Ohio St.

Career Participation: 16/9

NFL Exp: 2nd year

Acquired: D3a '93

Birthdate: 4/25/70

51 STEVE TOVAR LB

Chosen with the draft pick acquired in trade of Boomer Esiason to the Jets, Tovar showed steady improvement throughout his rookie season and enters '94 as the lead candidate to start at middle linebacker in Bengals' revamped scheme ... Tests impressively for size and quickness, and disproved a pre-draft rap that he lacked good football instincts ... An aggressive and fundamentally sound tackler, he rarely lets a ball carrier escape his grasp ... A player who clearly relishes making a big hit, he also called defensive signals and showed excellent leadership potential as he gained confidence during '93.

DAVE SHULA SAYS: "Steve performed at a high level throughout his rookie year, and caught the attention of a number of people around the league. He showed himself to be a guy with some fire and some personality, and he did it the way you like to see it. He made plays first before he said or did anything. We think he's got the leadership ability you need to play middle linebacker."

1993: First of two Bengals' draft picks in third round; was 59th overall pick ... Gained starting position in game eight vs. Pittsburgh held it the rest of the way, playing both the strong

TOVAR.....(Cont.)

and weak-side inside positions in the 3-4 defense ... Finished fourth on team in tackles (85) despite not starting until mid-season ... Led special teams in tackles on press box stats (11) and in coaches' system (22); also led special teams in total hits (99) ... Was rated by coaches as club's fourth-best overall special teams player ... Injuries opened door for him to play 49 of 65 defensive snaps in his NFL debut at Cleveland Sept. 5, and he responded with seven tackles ... Continued to show potential on Sept. 19 at Pittsburgh, when he played only 11 defensive snaps but was credited by coaches with seven tackles ... Played 63.9 percent of defensive snaps for the season, but played 95 percent (305-321) over last five games ... Played every snap last two games ... Was in double figures for tackles for games 13-through-15 (12-11-12), and had nine stops in season finale ... Had first pro interception vs. Houston Nov. 14, off Cody Carlson.

COACH LARRY PECCATIELLO SAYS: "The films show us Steve really came on strong for the Bengals last year. We're putting him in a position (MLB) that lends itself to leadership, and he has the personality as well as the skills to get the job done. He's got the ability to play outside depending on how things shake out, but we like him inside to start camp."

TOVAR ON TOVAR: "I've never doubted my own ability. I thought I would be drafted sooner than I was, and it was kind of a slap in the face. Learning a new system slowed me down a little at first, but physically I knew had what it takes."

COLLEGE: Kodak first-team All-American during senior season at OSU ... Named first-team All Big Ten in his last three seasons ... Made Sporting News "Freshman Honor Roll" following 1989 season ... A dominant college force, particularly against the inside run.

PERSONAL: Hometown is Elyria, Ohio ... Attended Elyria West HS ... Grew up as a fan of the rival Cleveland Browns ... "I went to lots of games at Cleveland Stadium, and I was a Browns fan until the millisecond I was drafted," Tovar says. "But once you're with somebody else, you switch (allegiance) quickly ... Hobbies include physical fitness and travel ... Full name is Steven Eric Tovar."

STEVE TOVAR'S STATISTICS

YEAR	TEAM	G/S	TACKLES	ASSISTS	TOTAL	SACKS	INT	FR
1993	Cincinnati	16/9	72	13	85	0	1	1

SPECIAL TEAMS TACKLES: 1993 (11).

INTERCEPTIONS

YEAR	TEAM	NO.	YDS.	AVG.	LG	TD
1993	Cincinnati	1	0	0.0	0	0

TWO POINT CONVERSION

Bengals' general manager Mike Brown likes the two-point conversion and believes it would add excitement.

"My least favorite play in football is the extra point, and the field goal isn't very far behind in second place," Brown said. "I agree with the approach that there are things in need of examining and opening up the game."

Brown is a member of the National Football League's Competition Committee.

83

**Ht: 5-11 Wt: 170****1993 Games/Starts: 0/0****College: Illinois****Career Games/Starts: 0/0****NFL Exp: 1st Year****Acquired: FA '92****Birthdate: 3/19/68****ELBERT TURNER WR**

Athletic receiver enters third NFL training camp in '94 ... Spent '93 on injured reserve after being injured during Bengals training camp ... Has speed and leaping ability to compete for roster spot.

COACH RICHARD WILLIAMSON SAYS: "Elbert was the Big Ten hurdles champion when he was a senior at Illinois, so we know he can run and jump. He's gotten a little bigger and stronger through his work in NFL camps, so maybe this year we'll see if he can realize his potential."

1993: Played in Bengals' first two preseason games; no receptions ... On injured reserve with broken left wrist from Aug. 24 through end of season.

1992: Drafted in 7th round by Houston (189th overall pick) ... Waived by Oilers Aug. 31 ... Signed Dec. 26 by Bengals, but did not play for Cincinnati.

COLLEGE: Caught 66 passes for 987 yards and nine TDs in three seasons at Illinois ... Also was track All-American who won Big Ten hurdles titles in 55-meter indoor and 100-meter outdoor.

PERSONAL: Born in Winnifield, La. ... Attended Roosevelt HS in Gary, Ind. ... Hobbies include fishing and basketball ... Full name is Elbert Lamar Turner III.

34

**Ht: 5-10 Wt: 197****1993 Games/Starts: 16/7****College: N.C. State****Career Games/Starts: 42/11****NFL Exp: 4th year****Acquired: D7 '91****Birthdate: 11/3/68****FERNANDUS VINSON S**

The resourceful "Snake" enters fourth Bengals camp, having steadily increased his playing time since arriving in 1991 as a seventh-round draft pick ... Finished '93 as starting strong safety ... Doesn't post great workout numbers, but finds a way to make plays ... Ranked second on '93 special teams in total hits.

DAVE SHULA SAYS: "Snake will be in a battle with some people for playing time at safety. But he has a knack for making things happen, for finding the ball, when he gets in the game. That's got to help him."

1993: Took over starting SS job at NY Jets Nov. 21 and held it seven games, through end of season ... Played all 16 games for first time in career ... Career-high 32 tackles, ranking 10th on defense ... Rated by coaches as team's third-most effective

VINSON.....(Cont.)

special teams player ... 95 total hits second to Steve Tovar's 99 ... Finished third in special teams plays with 265, and special teams use was limited after he became a starter ... Had forced fumble and fumble recovery vs. Houston Nov. 14.

PREVIOUS SEASONS — 1991: Drafted by Bengals in 7th round (184th overall pick) ... Spent first three weeks on practice squad, but added to roster Sept. 21 and played in final 13 games ... Had six tackles, and four tackles on special teams. **1992:** Started first four games at FS ... Scored final TD in 21-3 season opening win at Seattle, on 22-yd. fumble return ... Had one sack ... Replaced by Darryl Williams as starter in Game 5 ... On injured reserve for final three games (ankle).

COACH MARV BRADEN SAYS: "Snake just makes things happen on special teams. He's particularly valuable as a blocker on returns. He can eliminate the other side's better cover guys. You assign him to block those people."

COLLEGE: Started at both safety positions during N.C. State career ... All-ACC in '90 with 109 tackles, two interceptions and a sack.

PERSONAL: Hometown is Montgomery, Ala. ... Attended Montgomery's Carver HS ... Nickname is "Snake," given to him by pee wee football coach for the darting way he ran ... Full name is Fernandus Lamar Vinson.

FERNANDUS VINSON'S STATISTICS

YEAR	TEAM	G/S	TACKLES	ASSISTS	TOTAL	SACKS	INT.	FR
1991	Cincinnati	13/0	4	2	6	0	0	0
1992	Cincinnati	13/4	18	3	21	1	0	1
1993	Cincinnati	16/7	27	5	32	0	0	1
CAREER		42/11	49	10	59	1	0	2

SPECIAL TEAMS TACKLES (14): 1991 (4); 1992 (4); 1993 (6).

SCORING

YEAR	TEAM	TDs	TD-R	TD-P	TD-Rt	S	PTS.
1992	Cincinnati	1	0	0	1	0	6



Ht: 6-7 Wt: 292

College: Texas Tech

NFL Exp: 10th year

1993 Games/Starts: 16/16

Career Games/Starts: 130/105

Acquired: D7a '85

Birthdate: 6/18/63

63

JOE WALTER

T

A fixture at the Bengals' RT position for most of the last eight seasons ... Expected to start there again in 1994 ... Known primarily for his arm strength and overall pass-blocking technique ... Has a variety of pass protection techniques to keep rushers off balance ... Excels at taking on opponents quickly and aggressively, neutralizing threat of the bull-rush.

DAVE SHULA SAYS: "Joe came back last year and played as good a right tackle as I've seen him play. He's a rock there, a player you can win with."

1993: Started all 16 games for the third time in last four seasons ... Led the team with 1,001 offensive snaps played, 96.3 percent of team

season total ... Played every offensive snap in 13 games ... Had to learn some new tricks in ninth NFL campaign. An injury to Kevin Sargent led to his being moved from RT to LT during season opener at Cleveland ... Started next five games at LT before returning to RT for Game 7 at Houston ... "I do feel a lot more comfortable on the right side," Walter said.

PREVIOUS SEASONS (1985-92): The 181st pick in the 1985 draft, he moved into the starting RT job by the mid-point of the 1986 season ... Started for Bengals clubs that ranked among the NFL's top five in rushing five straight years (1986-90), including NFL rushing titles in 1988-89 ... Bengals coaches considered him the equal of any pass-blocker in the league by 1988, when he started every regular-season game for that year's AFC Champions ... But a major knee injury felled him vs. Washington in the final game of the '88 regular season, causing him to miss the playoffs ... He returned to start the last 10 games in 1989, as Bengals won AFC Central Division title, but continued battling the effects of the injury through the 1990 season. Still, he started every game in 1990 as Bengals won AFC Central Division title ... "It has been a long road back," says Walter, "but I don't even think about the knee injury any more."

COACH JIM MCNALLY SAYS: "Joe knows what it's all about after nine years in this league. He's been through a lot, and he's a smarter player for it. He really knows the opponents, especially in our division."

COLLEGE: Starter for three seasons at Texas Tech (1982-84) ... Added 45 pounds during his stay in Lubbock.

PERSONAL: Hometown is Garland, Texas ... Married (wife Belinda) with three children — Tyler, 7; Taylor, 3; and Tia (niece), 13. ... He and his wife operate the New Attitude hair salon in Burlington, Ky. ... primary hobby is golf ... Full name: Joseph Follmann Walter Jr. ... Attended North Garland HS.

JOE WALTER'S STATISTICS

GAMES/STARTS (130/105): 1985 (14/0); 1986 (15/8); 1987: 12/12) 1988: (16/16) 1989: (10/7) 1990: 16/16) 1991: (15/14) 1992: (16/16); 1993 (16/16).



Ht: 5-11 Wt: 189

1993 Games/Starts: 16/3

College: Troy St.

Career Participation: 32/5

NFL Exp: 3rd year

Acquired: D3 '92

Birthdate: 1/15/69

37

LEONARD WHEELER S-CB

Played at strong safety and nickel back in '93, and was rated by coaches as the team's most valuable special teams player ... Looks to use special-teams effectiveness as springboard to big plays on defense in '94 ... Made jump to NFL with little college experience.

COACH RON MEEKS SAYS: "Leonard has good cover skills for a guy his size. What he needs to do this year become a guy who can make big plays and create turnovers."

1993: Led coaches' ratings with eight 'big plays' on special teams ... Led special units with 271 plays; played on all units except field goal team ... Started both games vs. Houston, and also in victory over Raiders Nov. 28 ... Ranked 11th on team in tackles from scrimmage (29) ... Played 126 of 132 defensive snaps in two games vs. Houston's spread offense.

WHEELER.....(Cont.)

1992: Drafted by Bengals in third round (84th overall pick) ... Signed July 25 ... Played every game as rookie, and started final two at CB ... First pro interception, 12-yarder at Chicago Nov. 8, set up 35-yard drive for tying TD in eventual overtime victory ... Had 17 solo tackles and four assists ... Tied for third in special teams tackles (6).

COACH MARV BRADEN SAYS: "Wheeler is an excellent effort cover guy on the punt and kickoff teams. He covers hard, he's elusive, and he has a lot of enthusiasm about wanting to get to the ball."

COLLEGE: Started every game for Troy State in '91, with five interceptions, including a 40-yd. TD ... Attended Ole Miss in '90, but did not play football ... Played in '88 at Northwest Miss. JC.

PERSONAL: Born in Toccoa, Ga. ... attended Stephens Co. HS.

LEONARD WHEELER'S STATISTICS

YEAR	TEAM	G/STACKLES	ASSIST	TOTAL	SACKS	INT.	FR
1992	Cincinnati	16/2	17	4	21	0	1
1993	Cincinnati	16/3	22	7	29	0	0
	CAREER	32/5	39	11	50	0	1

INTERCEPTIONS

YEAR	TEAM	NO.	YDS.	AVG.	LG	TD
1992	Cincinnati	1	12	12.0	12	0
1993	Cincinnati	0	24*	—	24	0
	CAREER	1	36	36.0	24	0

*Gained yards after receiving lateral

SPECIAL TEAMS TACKLES (12): 1992 (6); 1993 (6).



Ht.: 6-6 Wt.: 240

1993 Games/Starts: 16/16

College: Colorado

Career Games/Starts: 47/37

NFL Exp: 4th year

Acquired: D1 '91

Birthdate: 11/6/68

94

ALFRED WILLIAMS DE

A lanky, technically sound pass rusher, Williams seeks return to double-digit sack ranks after a busy but frustrating '93 ... Played through thigh and shoulder injuries to register first 16-start season ... Sacks total dipped, but he still figures prominently in defensive plans to man the "Bengal" position, an end spot designed to feature pass rushing skills ... His tall, slender frame and fluid moves around pass rushers have prompted comparisons to the cartoon character "Gumby."

DAVE SHULA SAYS: "When he's in top form, Alfred gives us a legitimate outside pass rushing force. He has good speed, he changes direction well, and he's good using his hands. But he hasn't been able to stay healthy and productive, and that's what stands between him and recognition as one of the better pass rushers in the league."

1993: Relinquished team sacks leadership, but finished second on club in sacks (4) and tied for second in four other categories ... Those four were QB pressures (18), tackles-for-loss (5), deflected passes (3) and coaches' designation of "Big Play Effort" (23) ... Had six-yard sack for a safety on Steve Young at

San Francisco Dec. 5, giving Bengals 8-7 halftime lead ... Also had a QB pressure and a deflected pass at San Francisco ... Had eight-yard sack, QB pressure and season-high six tackles at Kansas City Oct. 10 ... Had eight-yard sack vs. Colts Sept. 12 and six-yard sack at Cleveland Sept. 5 ... Slowed by thigh bruise in late September and by sore shoulder in final weeks of season.

PREVIOUS SEASONS — 1991: Selected by Bengals as 18th overall pick in draft ... Signed Aug. 18 ... Played in 16 games, starting 15, with three sacks ... Recovered two fumbles with 24 return yards. **1992:** Led club with 10 sacks despite missing off-season work and most of training camp while doctors worked to resolve a hereditary irregular heartbeat problem ... Required two surgeries for the condition, which was declared cured in mid-August ... Played in 15 games and started six, sharing time at rush LB position with Dan Stubbs ... Had two sacks for 26 yds. in season opener at Seattle, including 18-yd. sack of Kelly Stouffer ... Stouffer sack included forced fumble that teammate Fernandus Vinson returned 22 yds. for TD ... Had two-sack games vs. Minnesota Sept. 27 and vs. Cleveland Nov. 1 ... Had season-high seven tackles at Houston Oct. 25.

COACH LARRY PECCATIELLO SAYS: "Alfred has the ability to fill a key position for us. We're calling it the "Bengal." It's a down lineman whose main job is putting pressure on the quarterback, and he'll be afforded an opportunity to take his place with the premier defensive people at this position. I mean guys like Pat Swilling, Tony Bennett, and Charles Haley."

COLLEGE: Consensus All-America selection as a Colorado senior ... Won Butkus Award in '90 as best college LB ... Left Colorado as career record holder in sacks (35) ... All-Big Eight selection in 1988-89-90.

PERSONAL: Hometown is Houston, Texas ... Attended Houston's Jesse Jones HS, where he was a first-team USA Today All-America selection, and where he captained the basketball and track teams.

ALFRED WILLIAMS' STATISTICS

YEAR	TEAM	G/S	TACKLES	ASSISTS	TOTAL	SACKS	INT.	FR
1991	Cincinnati	16/15	33	5	38	3	0	2
1992	Cincinnati	15/6	38	5	43	10	0	0
1993	Cincinnati	16/16	22	6	28	4	0	0
CAREER		47/37	93	16	109	17	0	2



Ht: 6-0 Wt: 191

College: Miami (Fla.)

NFL Exp: 3rd year

1993 Games/Starts: 16/16

Career Games/Starts: 32/28

Acquired: D1a '92

Birthdate: 1/7/70

31

DARRYL WILLIAMS S

Arguably the Bengals' leading Pro Bowl candidate ... Has ideal blend of speed, size and strength for the free safety position ... Led team in tackles, and was club's "most indispensable player," based on his participation in 99 percent of the defensive unit's scrimmage snaps ... Responsible for making calls to get secondary in proper alignment ... Has gained a reputation for well-timed hits on receivers crossing the middle ... Has 31.8-

WILLIAMS, DARRYL.....(Cont.)

yard avg. on six career INT returns ... Is a designated "transition player," giving Bengals right to match future free-agent offers.

DAVE SHULA SAYS: "With two years under his belt, Darryl has the chance this year to emerge as one of the top free safeties in the NFL. He greatly improved his tackling skills last year, and two things need to happen this year for him to get full recognition. We need to win more games, and Darryl needs to come down with a few more of the passes that he's gotten his hands on but hasn't been able to control."

WILLIAMS DATA: Cincinnati's second-year star had a season-high 13 tackles at San Francisco Sept. 5, and his hitting ability had a noticeable effect on All-Pro receiver Jerry Rice. "You can see it very vividly on the tape," said Ron Lynn, then Bengals defensive coordinator. "The ball's coming, and Rice is kind of looking like, 'Where the heck is Darryl going to hit me from?'" He even had one bounce off his helmet. That doesn't happen very often."

1993: Took team tackling crown (press box stats) by 123-102 over LB Ricardo McDonald ... Had club-leading 12 passes defended ... His 97-yard INT return for TD (vs. Pittsburgh Oct. 7) was second-longest in club history ... Had the only two sacks registered by the secondary, and a secondary-leading four QB pressures ... 17-yard sack of Chiefs' Dave Krieg was longest of season for Bengals; Williams forced a fumble on play recovered by Mike Brim ... Williams' 1,042 snaps from scrimmage was tops on club, well-ahead of second-place Rod Jones (1,002) ... Missed only 10 scrimmage snaps; played with shoulder and back pain last two weeks ... Played every snap in 13 games, including season's last seven games (448 snaps) ... Had 29-yard INT return vs. Colts Sept. 12 ... Had eight-yard sack vs. Seattle Sept. 26 ... Major contributor in Bengals' rise from 25th to 2nd in pass defense.

1992: Drafted in first round by Bengals (28th overall pick) ... Signed July 25 ... Seized starting lineup spot in Game 5, Oct. 11 vs. Houston, and started every game thereafter ... Consensus all-rookie team performer ... Led team with four INT for 65 yds. ... Had 28-yd. INT return vs. Houston in first start, and had 30-yd. INT return at Houston Oct. 25 ... Second on team with 13 passes defended.

COACH LARRY PECCATIELLO SAYS: "Darryl is as impressive on film as any Bengals player I've seen. He plays the ball extremely well and makes it tough on receivers crossing the middle. He has the talent not only to be a quality NFL player, but to get some after-season honors."

WILLIAMS ON WILLIAMS: (Regarding his 97-yd. INT return vs. Pittsburgh) "I just read (Neil O'Donnell's) eyes and stepped in front of (Ernie Mills). There was room to run. I could have run another 100 yards."

COLLEGE: First-team All-American in 1991 at Miami, and made some All-American teams in '90 ... Considered by many to be a steal with the No. 28 pick in the '92 NFL draft ... Had eight interceptions in three seasons.

PERSONAL: Hometown is Miami, Fla. ... Attended American HS in Hialeah ... Favorite hobby is listening to music ... Full name is Darryl Edwin Williams.

DARRYL WILLIAMS' STATISTICS

INTERCEPTIONS

YEAR	TEAM	G/S	NO.	YDS.	AVG.	LG	TD
1992	Cincinnati	16/12	4	65	16.3	30	0
1993	Cincinnati	16/16	2	126	63.0	97	1
	CAREER	32/28	6	191	31.8	97	1

OTHER

YEAR	TEAM	TACKLES	ASSISTS	TOTAL	SACKS	INT.	FR
1992	Cincinnati	70	8	78	2	4	1
1993	Cincinnati	95	28	123	2	2	0
	CAREER	165	36	201	4	6	1

SPECIAL TEAMS TACKLES (7): 1992 (5); 1993 (2).

DARRYL WILLIAMS GAME-BY GAME IN 1993

OPPONENT	TACKLES	ASSISTS	TOTAL	SACKS		INT.	
				YDS	YDS	FF	FR
at Cleveland	4	2	6	0-0	0-0	0	0
Indianapolis	4	2	6	0-0	1-29	0	0
at Pittsburgh	7	3	10	0-0	0-0	0	0
Seattle	6	0	6	1-8	0-0	0	0
at Kansas City	5	0	5	1-17	0-0	1	0
Cleveland	5	1	6	0-0	0-0	0	0
at Houston	3	1	4	0-0	0-0	0	0
Pittsburgh	6	2	8	0-0	1-97	0	0
Houston	11	1	12	0-0	0-0	0	0
at N.Y. Jets	7	4	11	0-0	0-0	0	0
L.A. Raiders	2	1	3	0-0	0-0	0	0
at San Francisco	13	0	13	0-0	0-0	0	0
at New England	6	8	14	0-0	0-0	0	0
L.A. Rams	4	0	4	0-0	0-0	0	0
Atlanta	5	2	7	0-0	0-0	0	0
at New Orleans	7	1	8	0-0	0-0	0	0
TOTALS	95	28	123	2-25	2-126	1	0



Ht: 5-11 Wt: 218

1993 Games/Starts: 0/0

College: Clemson

Career Games/Starts: 0/0

NFL Exp: 1st Year

Acquired: FA '93

Birthdate: 5/19/72

38

RONALD WILLIAMS RB

Built in the compact and powerful mold of many top NFL backs, former Clemson star seeks to stick with Bengals in second try ... College career was derailed by reconstructive knee surgery ... Did not play for Cincinnati last season, but participated in training camp and was re-signed in December.

COACH JIM ANDERSON SAYS: "Ron has a lot of natural ability. He has worked hard to improve his durability, and his strength has improved. The key for him now is consistency, to be mentally focused toward each and every snap."

1993: Signed April 25 as undrafted rookie free agent ... Rushed for 22 yards on four carries in preseason game vs. Giants ... Waived Aug. 23 ... Re-signed as free agent Dec. 24 ... On inactive list for season's final two games.

COLLEGE: Named ACC Rookie of the Year after 1990 season at Clemson, when he rushed for 941 yds. with 5.3-yd. per-carry avg. ... Reached the 1,000-yd. mark faster than any player in Clemson history (185 carries) ... Gained 585 yds. with 7.1 avg. in '91, but season was cut short by knee injury requiring reconstructive surgery ... Gained 322 yards with 4.9 avg. in backup role in '92.

PERSONAL: Hometown is Ninety Six, S.C. ... Attended Ninety Six HS ... Hobbies include fishing and swimming ... Full name is Ronald Lee Williams.

'94 BENGALS DRAFT CHOICES

RD.	PLAYER	POS.	HT.	WT.	COLLEGE	SEL.#
1	Dan Wilkinson	DT	6-4	313	Ohio State	1
2	Darnay Scott	WR	6-1	186	San Diego State	30
3	Jeff Cothran	FB	6-1	249	Ohio State	66
3a	Steve Shine	OLB	6-5	235	Northwestern	86
4	Corey Sawyer	CB	5-10	170	Florida State	104
5	Trent Pollard	OT	6-4	304	E. Washington	132
6	Kimo von Oelhoffen	DT	6-4	300	Boise State	162
6a	Jerry Reynolds	OT	6-6	315	Nevada-Las Vegas	184
7	Ramondo Stallings	DE	6-7	285	San Diego State	195



Round/Sel. #: 1/1
Ht.: 6-4 Wt.: 313
College: Ohio State
Birthdate: 3/13/73

99

DAN WILKINSON DT

First No. 1 overall draft selection in Bengals history ... Widely rated by analysts as not just the best player in the '93 draft, but as potentially a once-in-a-decade player ... Dayton, Ohio, native displayed a truly rare combination of size, strength, speed and agility, playing at the college game's highest level ... Youngest of Bengals' draftees; entered draft after sophomore season at OSU ... Will play tackle in Bengals' four-man defensive line ... Timed at 4.72 seconds in 40-yard dash.

DAVE SHULA SAYS: "There is always an adjustment period for rookies, and often the public's expectations are unrealistic. But there's no question we expect Dan to be a big factor in a much-improved performance by our team. This is a player who truly deserves to be the top pick in the draft."

BIG DADDY DATA: In his first Bengals practice, at mini-camp in May, Wilkinson set a club record for the 275-pound bench press with 23 lifts. "You could hear guys whispering," said DT John Copeland, top defensive line pick in the '92 NFL draft. "I've never seen anything like it. He just got that thing up there and was playing with it." Kim Wood, Bengals strength coach, said: "It's hard for pros to be in awe. But they were impressed."

BUCKEYE HIGHLIGHTS — 1993: Consensus All-American and All-Big Ten first team selection ... Started all year at LDT ... Had 11-yard sack, three tackles-for-loss (19 yards) and a pass broken up in 21-12 victory over Washington ... Had seven-yard sack and two TFL (5 yards) vs. Wisconsin ... Three TFL vs. Indiana. **1992:** Freshman All-American selection by Poor Man's Guide to the NFL Draft ... Started 10 games at LDT with 6.5 sacks and 10.5 TFL ... In his first college game, preserved 20-19 victory over Louisville by forcing underthrow of two-point conversion pass by QB Jeff Brohm ... Earned first start the next week vs. Bowling Green ... Had three sacks for minus-27 yards vs. Illinois. **1991:** Redshirted as a freshman ... Performed on scout team as 348-pound OT ... Dropped to 300 pounds by following season, and was moved to defense.

CINCINNATI BENGALS '94 DRAFT CHOICES

HIGH SCHOOL: All-American and All-State selection at Dayton (Ohio) Dunbar ... Rated best prep defensive lineman in country by USA Today.

WILKINSON ON WILKINSON: "Expectations will be high for me. But that's a challenge. I don't have any problems with that. I may play even better, knowing the people from Cincinnati, Dayton and Columbus. I want to go play for them every week, as well as for myself."

PERSONAL: Hometown is Dayton, Ohio ... Nicknamed "Big Daddy" ... Recreational Education major at Ohio State.

WILKINSON'S OHIO ST. STATISTICS

YEAR	TK-SO-AS	FR	FF	INT	TFL-YDS	PBU	SK/YDS	QB PRS
1991								
1992	44-24-20	0	0	0-0	10.5/83	0	6.5/64	21
1993	44-27-17	0	0	0-0	13/51	1	2/18	27
TOTAL	88-51-37	0	0	0-0	23.5/134	1	8.5/82	48



Round/Sel. #: 2/30

Ht.: 6-1 Wt.: 186

College: San Diego St.

Birthdate: 7/7/72

86

DARNAY SCOTT WR

An impressive physical specimen on the practice field, and one who excels at game time ... Projected by many analysts as first-round draft pick, but slipped to second when first-round saw a run on defensive players ... Though sharing the ball with star TB Marshall Faulk at SDSU, Scott caught 19 TD passes the last two seasons ... Has speed to get deep, and strength to fight traffic across the middle ... Set SDSU career record with 3,139 receiving yards, easily beating old mark of 2,678 ... Timed at 4.55 seconds in 40-yard dash.

DAVE SHULA SAYS: "We were looking in the draft for a speed receiver, a guy who can get the ball down the field and into the end zone. Darnay gives us those qualities. The thing we really like is that he has been a very productive receiver."

DARNAY DATA: Scott joined with Marshall Faulk to form the top offensive duo in NCAA Division I history. Together they amassed 10,410 yards during their SDSU careers (Scott 4,656; Faulk 5,754).

AZTEC HIGHLIGHTS — 1993: All-American second-team pick by Poor Man's Guide to the NFL Draft ... Unanimous first-team all-WAC ... Receiving yards total of 1,262 was third-best in school history ... Caught 7 passes for 160 yds. vs. Cal, including 82-yarder for TD ... Caught 11 for 217, including TD catches of 19 and 36 yds., in 38-31 win over Air Force. Became first player in school history to record a third 200-yd. receiving game ... Caught 9 for 139 including TDs of 12 and 27 vs. Minnesota. **1992:** All-WAC first-team choice ... Named SDSU's Outstanding Receiver ... Receiving yards total of 1,150 was second in conference ...

CINCINNATI BENGALS '94 DRAFT CHOICES

SCOTT.....(Cont.)

Set WAC record with 274 receiving yds. vs. Texas-El Paso; had 12 catches in that game, including 3 TDs (50, 42, 33). **1991:** Started all season ... Had four catches for 88 yards, including 19-yd. TD in first collegiate game vs. Cal. State-Long Beach.

HIGH SCHOOL: All-State first team choice as senior at Kearney HS in San Diego ... Lettered as a DB and WR, and set school record as a senior when he led the nation with 11 INT ... Scored 19 TDs overall as a senior, on kick returns, interception returns, catches and rushes ... Selected by local media as 1990 Male Athlete of the Year.

SCOTT ON SCOTT: "I was kind of disappointed (not to go in the first round), but I'm willing to adjust to it. It's no big thing, I don't think. Not with where I'm going. Hopefully, my coming will make a big difference in the passing game."

PERSONAL: Recreation major at SDSU ... Born in St. Louis ... Moved to San Diego in 1988.

SCOTT'S SAN DIEGO ST. STATISTICS

RECEIVING

YEAR	NO.	YDS.	AVG	LG	TD
1991	35	727	20.8	79	6
1992	68	1150	16.9	71	9
1993	75	1262	16.8	82	10
TOTAL	178	3139	17.6	82	25

KICKOFF RETURNS

YEAR	NO.	YDS.	AVG	LG	TD
1991	32	680	21.3	38	0
1992	22	499	22.7	54	0
1993	10	220	22.0	32	0
TOTAL	64	1399	21.9	54	0



Round/Sel. #: 3/66
Ht.: 6-1 Wt.: 249
College: Ohio State
Birthdate: 6/28/71

46

JEFF COTHAN FB

Classic, traditional fullback with awesome blocking power, plus running skills which perhaps were underused in college ... Had more knockdown blocks (51) than carries (41) during senior season at OSU, but averaged 4.8 yards per carry for his career ... Can take on linebackers in the open field, and has been compared with San Francisco's Tom Rathman ... Called "the ultimate team player" by his high school coach, Jim Place of Middletown (Ohio) ... Attacking north-south runner with low center of gravity who can carry defenders after the initial hit ... Timed at 4.64 seconds in 40-yard dash.

COACH JIM ANDERSON SAYS: "It has been a long time since we had a guy like this, an unselfish guy who had that blocking mentality. He's an unsung hero type of fullback."

CINCINNATI BENGALS '94 DRAFT CHOICES

BUCKEYE HIGHLIGHTS — 1993: All-Big Ten first-team selection by Poor Man's Guide to the NFL Draft ... Ran for 2-yd. TD and caught 36-yd. TD pass in victory over Northwestern ... Had 59 yds. on four pass receptions in victory over Indiana ... Had 55 rushing yds. on 9 carries in victory over Illinois. **1992:** All-Big Ten second-team pick ... Had 617 combined rushing/receiving yds., and credited with 37 knockdown blocks ... Ran 13 times for 49 yds, including 9-yd. TD, in 20-19 victory over Louisville in which he also caught three passes for 21 ... Had 93 yds. on 16 carries vs. Minnesota and made three knockdowns, including leveling LB Dennis Capella on 14-yd. scoring run by Robert Smith. **1991:** Played every game and started vs. Louisville ... Gained 105 yds. on 7 rushes, including 39-yd. TD, in college debut vs. Arizona. **1990:** Did not play, under NCAA Proposition 48 rules.

HIGH SCHOOL: All-American and All-Ohio selection at Middletown ... Rushed for 348 yards and scored 5 TDs in game vs. Fairfield ... Also lettered in basketball.

COTHRAN ON COTHRAN: "Don't count me out running the ball."

PERSONAL: Sports & Leisure studies major at Ohio State ... Born in Middletown, Ohio.

COTHRAN'S OHIO ST. STATISTICS

RUSHING

YEAR	NO.	YDS.	AVG	LG	TD
1990			DID NOT PLAY		
1991	40	265	6.6	39	2
1992	95	399	4.2	40	3
1993	41	172	4.2	20	1
TOTAL	176	836	4.7	40	6

RECEIVING

YEAR	NO.	YDS.	AVG	LG	TD
1990			DID NOT PLAY		
1991	1	22	22.0	22	0
1992	18	201	11.2	28	0
1993	15	202	13.5	39	1
TOTAL	34	425	12.5	39	1

52



Round/Sel. #: 3/86

Ht.: 6-5 Wt.: 233

College: Northwestern

Birthdate: 11/28/70

STEVE SHINE

OLB

A highly productive player competing against Big Ten schedule ... Had 18 sacks and 29 tackles-for-loss in two seasons as a starter ... Fierce pass-rusher and run defender needs to work in training camp on NFL coverage techniques ... Joins open competition for Bengals' starting weak-side OLB job ... Timed at 4.74 seconds in 40-yard dash.

CINCINNATI BENGALS '94 DRAFT CHOICES

SHINE.....(Cont.)

DAVE SHULA SAYS: "Steve's ability stood out the most in big games like Ohio State, Michigan and Notre Dame. His numbers didn't come against the weaker teams. He's productive against the rushing game and shows ability in pass coverage."

WILDCAT HIGHLIGHTS — 1993: All-American honorable mention by Football News ... All-Big Ten first-team selection ... Set school season record in tackles-for-loss with 17 for 98 yards ... Also had seven sacks and blocked two extra-point attempts ... Named Northwestern's "Defensive Line Champion" in five games — Notre Dame, Ohio State, Indiana, Illinois and Iowa. **1992:** Had 11 sacks, and 12 TFL for 59 yards ... Had nine hits and five-yard sack vs. Notre Dame ... Had two sacks for minus-18 vs. Stanford ... Had seven tackles and two sacks in win over Wisconsin. **1991:** Reserve OLB ... Had season-high six tackles vs. Ohio State. **1990:** Played mostly on special teams as a freshman. **1989:** Redshirted in Northwestern program.

HIGH SCHOOL: Earned Street & Smith All-American honors while playing for Bunker Hill Maconaquah (Ind.) High ... Named Defensive Player of the Year by Kokomo Tribune ... Had 36 sacks over final two seasons ... Lettered four times in track, setting school records in long jump and 100 meters ... Added pair of letters in basketball.

COACH JOE PASCALE SAYS: "Steve is a smart guy with good football instincts. We like his big-play capability."

PERSONAL: Human Development and Social Policy/Organizational Studies major at Northwestern ... Son of John and Jean Shine.

SHINE'S NORTHWESTERN STATISTICS

YEAR	TK-SO-AS	FR	FF	INT	TFL-YDS	PBU	SK/YDS	BK
1989								
1990	11-8-3	0	0	0-0	3-23	0	3/23	0
1991	19-13-6	0	0	0-0	2-6	0	0/0	0
1992	58-41-17	1	1	0-0	12/59	0	11/58	0
1993	74-56-18	1	0	0-0	17/98	1	7/55	2
TOTAL	162-118-44	2	1	0-0	34/186	1	21/136	2



Round/Sel. #: 4/104

Ht.: 5-11 Wt.: 171

College: Florida State

Birthdate: 10/4/71

23

COREY SAWYER CB

Widely rated by analysts as a possible steal in the fourth round ... Had college production worthy of a first-round selection, playing for national championship program, but draft stock fell due to his performance in timed runs (4.66 seconds in 40-yard dash) ... A physical defender in the bump-and-run style, he also was a top producer as a punt returner ... Expected to contend as a rookie for Bengals' No. 3 corner spot.

CINCINNATI BENGALS '94 DRAFT CHOICES

DAVE SHULA SAYS: "We believe Corey can cover anybody, and when you watch films of him, he does. His 40 speed is a concern, but he shows you functional football speed. We're very happy to get a player like this from the fourth round in the draft."

SAWYER DATA: Sawyer could put an end to a statistical oddity in Bengals annals. Despite Florida State's football success, no player from the Seminole program has appeared for Cincinnati in a regular season game. The only other FSU player ever drafted by the Bengals was RB Mark Lyles, an eighth-round selection in 1980.

SEMINOLE HIGHLIGHTS — 1993: All-American first-team choice by The Sporting News, Football News and Walter Camp ... Had 48 tackles with 11 pass deflections and six INT ... Had six solo hits and two pass deflections vs. Miami ... Had seven tackles and two INT, including a 71-yarder to set up TD, in 62-3 romp over N.C. State. **1992:** All-American second-team pick by AP, despite sharing LCB position with Tommy Henry ... First-team All-ACC pick ... Ranked third in nation with 7 INT and fifth in punt returns with 11.9-yd. avg. ... Had 74-yd. punt return for TD vs. North Carolina ... Picked off three passes vs. N.C. State, first FSU player to get three in a game since J.T. Thomas vs. Kansas State in 1970. **1991:** Played as reserve, with 33-yd. punt return vs. Western Michigan. **1990:** Redshirted in FSU program.

HIGH SCHOOL: Class 3A All-State selection as QB at Key West (Fla.) High ... Broke George Mira's school career total offense record, rushing for 1,783 yds. and passing for 1,384.

SAWYER ON SAWYER: "Definitely I'm disappointed (to last to the fourth round). I'm not the type of player to go that far down. A lot of people know what kind of player I am. And the Bengals are giving me the opportunity to show it."

PERSONAL: Child development major at FSU ... Hometown is Key West, Fla.

SAWYER'S FLORIDA ST. STATISTICS

YEAR	TK-SO-AS	FR	FF	INT	PBU	SACKS
1991	5-4-1	0	0	0/0	0	0
1992	29-25-4	1	0	7/0	9	0
1993	48-36-12	1	0	6/90	11	0
TOTAL	82-65-17	2	0	13/90	20	0

PUNT RETURNS

YEAR	NO.	YDS.	AVG	LG	TD
1991	1	33	33.0	33	0
1992	33	488	14.8	74	1
1993	25	182	7.3	22	0
TOTAL	59	703	11.9	74	1

CINCINNATI BENGALS '94 DRAFT CHOICES

76



Round/Sel. #: 5/132
Ht.: 6-4 Wt.: 304
College: Eastern Washington
Birthdate: 11/20/72

TRENT POLLARD OT

Athletic tackle prospect comes from same program as Bengals OT Kevin Sargent, continuing the improbable connection between Cincinnati and Cheney, Wash. ... Usually on his feet in run-blocking, and has enough body control to maneuver in space ... Weighed 345 at National Scouting Combine, hurting chances to go higher in draft, but lost 40 pounds by the Bengals' May mini-camp ... Can easily dunk a basketball, and had the ability to play short-stop on HS baseball team as well as point guard in basketball ... Timed at 5.59 seconds in 40-yard dash.

COACH JIM MCNALLY SAYS: "If this guy had reported to the combine at 305 pounds, he could have been a third-round pick. He's got a lot of natural ability."

EAGLE HIGHLIGHTS — 1993: Named third-team All-American by AP, and was first-team All-Big Sky for second straight season ... Helped lead Eastern to 7-3 record and 387.3 yards per game total offense. **1992:** Started nine games for NCAA Division 1-AA playoff team ... missed two with knee injury. **1991:** Played as a backup tackle. **1990:** Lettered as true freshman, playing as a reserve DT.

HIGH SCHOOL: Was football MVP in senior year at Rainier Beach (Seattle) ... Also played point guard on basketball team and short-stop on baseball team.

POLLARD ON POLLARD: "I'm going to keep the weight off. I've started eating breakfast in the morning and I'm cutting out the fat. I miss the hamburgers."

PERSONAL: Hometown is Seattle, Wash. ... Nicknamed "Cortez" by Washington sportswriters because of his likeness to Seattle Seahawks' Cortez Kennedy ... Business administration major at Eastern Washington.

67



Round/Sel. #: 6/162
Ht.: 6-4 Wt.: 300
College: Boise State
Birthdate: 1/30/71

KIMO VON OELHOFFEN DT

Strong, hard-to-move interior line prospect has a chance to fit Bengals' plans for improving rush defense ... Native of Molokai, Hawaii, he has only 3 1/2 years football experience, as his high school did not field a team ... Showed flashes of dominance in Division NCAA Division 1-AA, and his lack of experience led one

CINCINNATI BENGALS '94 DRAFT CHOICES

writer to call him "a poor man's Big Daddy Dan Wilkinson" ... Staying healthy will be a key after injuries hurt his college production ... Timed at 5.20 seconds in 40-yard dash.

COACH BOBBY DEPAUL SAYS: "From what I've seen on the films, everything for Kimo is on the come. What I look for is a guy who dominates at the point of attack. He's done that at his level, so we felt like, "Hey, let's take a shot at him."

BRONCO HIGHLIGHTS — 1993: Slowed by a sprained ankle, but still anchored Boise State run defense and had four sacks, four tackles-for-loss and five passes broken up ... Had 40 tackles (29 solo) ... Started at RDT. **1992:** Played only half the season due to stress fracture in foot, but contributed two sacks, four tackles-for-loss and a fumble recovery. **1991:** Played in six games for Walla Walla (Wash.) JC, with four sacks. **1990:** Began college career at University of Hawaii.

HIGH SCHOOL/PERSONAL: Native of Kaunakakai, Hawaii ... Attended Molokai HS on island of Molokai ... Product of diverse background; his father is German-Hawaiian, and his mother is Hawaiian-Portuguese ... Married, with a daughter.

VON OELHOFFEN'S BOISE ST. STATISTICS

YEAR	TK-SO-AS	FR	FF	INT	TFL	PBU	SACKS
1992	21-15-6	0	0	0/0	4	0	2
1993	40-29-11	1	1	0/0	4	5	4
TOTAL	61-44-17	1	1	0	8	5	6



Round/Sel. #: 6/184

Ht.: 6-6 Wt.: 315

College: Nevada-Las Vegas

Birthdate: 4/2/70

JERRY REYNOLDS OT

Greater Cincinnati native (Fort Thomas, Ky.) has unquestioned power and strength for the pro game ... Fits physical mold preferred by Bengals line coach Jim McNally ... Walk-on at UNLV went on to become one of the top tackles in school history ... Timed at 5.38 seconds in 40-yard dash.

COACH JIM MCNALLY SAYS: "He's as strong as just about anybody. If he were quicker in space to pass-block, maybe he's a first or second-rounder. But he's no slower than some other people who have been very successful here, Bruce Reimers and Joe Walter to name a couple. He'll be tough, and he'll push the other guys."

REYNOLDS DATA: Most Bengals draftees initially meet the media via telephone conference call. But Reynolds did it in person on draft day, making a 10-minute drive from his Northern Kentucky home to the Bengals' Riverfront Stadium offices. "This is like a dream come true," said the Highlands High School product.

RUNNIN' REBEL HIGHLIGHTS — 1993: Played 10 games at RT. **1992:** Started all 11 games at RT. **1991:** Started 10 games, missing

61

CINCINNATI BENGALS '94 DRAFT CHOICES

REYNOLDS, JERRY.....(Cont.)

season finale with lower back bruise ... Named honorable mention All-Big West. **1990:** Saw action in eight games as a reserve. **1989:** Redshirted as a walk-on.

REYNOLDS ON REYNOLDS: "It won't take long to see how I do. I'll get the chance in training camp against Big Daddy (Dan Wilkinson)."

HIGH SCHOOL/PERSONAL: Sportsman of the Year honoree at Highlands High in Fort Thomas, Ky. ... Hometown is Fort Thomas ... Married (wife Kelli) ... Brother Rob plays OT for University of Kentucky, and brother John was '93 defensive MVP as safety at Highlands.



Round/Sel. #: 7/195

Ht.: 6-7 Wt.: 285

College: San Diego State

Birthdate: 11/21/71

79

RAMONDO STALLINGS DE

Unusual size and speed for a seventh-round prospect Has great potential, but must overcome college history of playing time lost to injuries and inconsistency ... Pushed himself into draft picture with highly effective 1993 performance against Cal OT Todd Steussie, first-round pick of Minnesota Vikings ... Timed at 4.8 seconds in 40-yard dash.

COACH JOE WESSEL SAYS: "When you watch how he played against Todd Steussie, you see why he's well worth the pick. It wasn't like Ramondo jumped off the film, but he was very noticeable and did well. He had a couple of quarterback pressures and pushed (Steussie) back a couple times."

AZTEC HIGHLIGHTS — 1993: Played in 12 games, starting three ... Had 13 tackles, two tackles-for-loss and one sack. **1992:** Had 26 tackles, six tackles-for-loss and two sacks ... Led team with three forced fumbles. **1991:** Sat out spring drills with nerve problem in neck and shoulder ... Early season starter, but slowed by an ankle injury. **1990:** Played mostly at nose tackle; had two sacks. **1989:** Redshirted as freshman in SDSU program ... Graduated early from high school and enrolled at SDSU for spring 1989 semester, participating in '89 spring drills as a 17-year-old.

HIGH SCHOOL: Two-way player at OT and DT during junior and senior seasons at Ansonia (Conn.) High ... Named All-State after senior season of 89 tackles.

PERSONAL: Born in Winston-Salem, N.C. ... Psychology major at SDSU ... Chose SDSU over Clemson ... Full name is Ramondo Antonio Stallings.

STALLINGS' SAN DIEGO ST. STATISTICS

YEAR	TK-SO-AS	FR	FF	INT	TFL	PBU	SACKS
1990	27-15-12	1	1	0/0	2	2	2
1991	19-12-7	0	1	0/0	3	0	1
1992	26-10-16	0	3	0/0	6	0	2
1993	13-7-6	0	0	0/0	2	0	1
TOTAL	85-41-44	1	5	0/0	13	2	6

'94 CINCINNATI BENGALS ROOKIE AND FIRST YEAR FREE AGENTS

60 ANDREW BECKETT DE

6-4 265 RUTGERS

A former heavyweight wrestler, Beckett has fine upper body strength and moves his feet well ... Has pro potential as a pass rusher ... Winner of Rutgers' David Bender Trophy for top defensive lineman ... Played all 11 games in '93 with 49 tackles, four sacks for 29 yards and eight tackles-for-loss for 24 yards ... Also had two passes broken up ... Hometown is Haddon Heights, N.J. ... Attended Haddon Heights HS ... Born 3/15/72.

17 TROY DICKEY WR

6-3 226 ARIZONA

Built almost like a tight end, Dickey is one wide receiver who won't get pushed around in the defensive secondary ... Has good speed for someone his size ... Caught 20 passes last season for 227 yards and four TDs ... Had 9 catches for 108 yards in 1992 John Hancock Bowl vs. Baylor ... Played for Coffeyville (Kan.) JC before attending Arizona ... Hometown is Houston, Texas ... Attended Houston's Elsie HS ... Born 4/8/71.

19 JEFF HILL WR

5-11 178 PURDUE

A local product from Mt. Healthy HS, Hill joins the Bengals after a senior season at Purdue in which he caught 35 passes for 559 yards (a 16.0 average) and four TDs ... Started his college career as a running back after a dominant prep career as a runner, but was switched to WR because of his size ... Best asset in trying to crack pro roster is that he uses running skills effectively after making the catch ... A hard worker and good student of the game ... Hometown is Mt. Healthy, Ohio ... Born 9/24/72.

57 KEVIN JEFFERSON LB

6-2 232 LEHIGH

An outside linebacking prospect whose long-snapping ability enhances his chances to crack the roster ... Played both OLB and ILB at Lehigh ... A solid tackler with more than adequate speed, he also takes good pursuit angles to the ball ... Youngest player on Bengals training camp roster; won't turn 21 until after '94 season ... Played 7 games last season, with 59 tackles, three sacks for 15 yards and three tackles-for-loss for 19 yards ... Hometown is Greensburg, Pa. ... Attended Hempfield Area HS ... Born 1/14/74.

15 JAKE KELCHNER QB

6-2 215 WEST VIRGINIA

An athletic quarterback who could create some excitement during the preseason schedule ... "This kid makes plays,"

ROOKIE AND FIRST YEAR FREE AGENTS

JAKE KELCHNER...(CONT)

says Bengals scout Jim Lippincott. "He's not a textbook passer, but he finds a way to get it done" ... Played seven games last season in shared QB role with Mountaineers, and completed 10 TD passes with only three INT ... Ran for four more TDs, and had one run of 61 yards ... Completed 67 percent of his passes (78-115) ... Earned a reputation as a tough player who can take a hit when he isn't able to elude it ... A native of Berwick, Pa. ... Attended Berwick HS ... Birthdate is 6/27/70.

26

JEY PHILLIPS

CB

6-2

183

ARIZONA

Big cornerback with adequate-to-good speed for pro game ... Shows good toughness and good technique on run support ... Played six games for Arizona last season with one INT, 23 tackles and three passes broken up ... Hometown is El Paso, Texas ... Attended El Paso's Andress HS, where he was a National Honor Society student ... Sociology major at Arizona ... Born in West Germany ... Birthdate is 12/21/71.

39

TERRY RICHARDSON

RB

6-1

205

SYRACUSE

A big back with good strength, adequate speed and potential to contribute as a receiver in pro passing game ... Rushed last season for 464 yards on 91 carries (5.1-yd. avg.) and also caught 21 passes for 136 yards ... Known for toughness and aggressiveness on the field ... Hometown is Fort Lauderdale, Fla. ... Attended Fort Lauderdale's Northeast HS ... Born 10/8/71.

40

GREG TRUITT

LS

6-0

235

PENN STATE

Former fullback and long snapper for some of Penn State's best teams ... Last year at Penn State was 1988 ... Worked out in spring of 1993 for Redskins, and although he wasn't signed, he impressed Washington coaches who since have moved to Bengals staff ... They recommended his signing as long-snapping prospect ... Pure snapping skills were the best of those on display during Bengals' May mini-camp ... Hometown is Sarasota, Fla. ... Attended Sarasota's Riverview HS ... Born 12/8/65.

67

RAY WOODSIDE

G

6-4

280

CINCINNATI

Originally a defensive lineman in college, this Ohio native and local college product brings an aggressive temperament to offensive line play ... "He's kind of nasty between the white lines, and we like that," says Bengals scout Jim Lippincott ... Excellent strength and work habits ... Needs to work on offensive line technique and on overall quickness ... Born in Oberlin, Ohio ... Hometown is Lancaster, Ohio ... Attended Fairfield Union HS. ... Born 8/22/72



SECTION 3:

BENGALS '93 IN REVIEW

CINCINNATI BENGALS 1993 STATISTICS

WON 3, LOST 13

Sept. 5	L	14-27	at Cleveland.....	75,508
Sept. 12	L	6-9	Indianapolis.....	50,299
Sept. 19	L	7-34	at Pittsburgh.....	53,682
Sept. 26	L	10-19	Seattle.....	46,880
Oct. 10	L	15-17	at Kansas City.....	75,394
Oct. 17	L	17-28	Cleveland.....	55,647
Oct. 24	L	12-28	at Houston.....	50,039
Nov. 7	L	16-24	Pittsburgh.....	51,202
Nov. 14	L	3-38	Houston.....	42,347
Nov. 21	L	12-17	at New York Jets.....	64,264
Nov. 28	W	16-10	L.A. Raiders.....	43,272
Dec. 5	L	8-21	at San Francisco.....	60,039
Dec. 12	L	2-7	at New England.....	29,794
Dec. 19	W	15-3	L.A. Rams.....	36,612
Dec. 26	W	21-17	Atlanta.....	27,014
Jan. 2	L	13-20	at New Orleans.....	58,036

TEAM STATISTICS	BENGALS	OPPONENTS
Total First Downs	239	306
Rushing	89	134
Passing	133	159
Penalty	17	13
3rd Down: Made/Att.	80/232	85/212
3rd Down Pct.	34.5	40.1
4th Down: Made/Att.	10/26	7/11
4th Down Pct.	38.5	63.6
Possession Avg.	28:58	31:02
Total Net Yards	4052	5018
Avg. Per Game	253.3	313.6
Total Plays	986	1000
Avg. Per Play	4.1	5.0
Net Yards Rushing	1511	2220
Avg. Per Game	94.4	138.8
Total Rushes	423	521
Net Yards Passing	2541	2798
Avg. Per Game	158.8	174.9
Sacked/Yards Lost	53/289	22/154
Gross Yards	2830	2952
Att./Completions	510/272	457/251
Completion Pct.	53.3	54.9
Had Intercepted	11	12
Punts/Average	90/43.9	74/42.2
Net Punting Avg.	90/36.6	74/36.2
Penalties/Yards	105/773	73/567
Fumbles/Ball Lost	24/9	22/14
Touchdowns	16	37
Rushing	3	15
Passing	11	20
Returns	2	2

SCORE BY PERIODS	Q1	Q2	Q3	Q4	OT	Total
Bengals	41	74	18	54	0	187
Opponents	42	119	63	95	0	319

CINCINNATI BENGALS 1993 STATISTICS

SCORING	TD	RU	PA	RT	PAT	FG	S	TP
Pelfrey	0	0	0	0	13/16	24/31	0	85
Pickens	6	0	6	0	0/0	0/0	0	36
Query	4	0	4	0	0/0	0/0	0	24
Ball	1	1	0	0	0/0	0/0	0	6
Brim	1	0	0	1	0/0	0/0	0	6
Fenner	1	1	0	0	0/0	0/0	0	6
Miles	1	1	0	0	0/0	0/0	0	6
Thompson	1	0	1	0	0/0	0/0	0	6
D. Williams	1	0	0	1	0/0	0/0	0	6
A. Williams	0	0	0	0	0/0	0/0	1	2
Team	0	0	0	0	0/0	0/0	2	4
Bengals Total	16	3	11	2	13/16	24/31	3	187
Opp. Total	37	15	20	2	37/37	20/28	0	319

Sacks: Stubbs 5.0, A. Williams 4.0, Copeland 3.0, Krumrie 3.0, Francis 2.0, D. Williams 2.0, Frier 1.0, Hinkle 1.0, McDonald 1.0, **Bengals 22.0, Opponents 53.0**

RUSHING	ATT.	YDS.	AVG.	LG	TD
Green	215	589	2.7	25	0
Fenner	121	482	4.0	26	1
Klingler	41	282	6.9	29	0
Miles	22	56	2.5	15	1
Schroeder	10	41	4.1	20	0
Ball	8	37	4.6	18	1
Query	2	13	6.5	8	0
Robinson	1	6	6.0	6	0
Benjamin	3	5	1.7	2	0
Bengals Total	423	1511	3.6	29	3
Opponents Total	521	2220	4.3	38t	15

RECEIVING	NO.	YDS.	AVG.	LG	TD
Query	56	654	11.7	51	4
Fenner	48	427	8.9	40	0
McGee	44	525	11.9	37	0
Pickens	43	565	13.1	36	6
Green	22	115	5.2	16	0
Thompson	17	87	5.1	10	1
Rembert	8	101	12.6	21	0
Robinson	8	72	9.0	14	0
Miles	6	89	14.8	27	0
Carroll	6	81	13.5	28	0
Frisch	6	43	7.2	12	0
Ball	4	39	9.8	24	0
Thomason	2	8	4.0	5	0
Benjamin	1	16	16.0	16	0
Stegall	1	8	8.0	8	0
Bengals	272	2830	10.4	51	11
Opponents	251	2952	11.8	71t	20

CINCINNATI BENGALS 1993 STATISTICS

PASSING

	Att	Cmp	Yds	CMP %	YDS /Att	TD	Int	LG	SACK /Lost	Rating
Klingler	343	190	1935	55.4	5.64	6	9	51	40/202	66.6
Schroeder	159	78	832	49.1	5.23	5	2	37	13/87	70.0
Wilhelm	6	4	63	66.7	10.5	0	0	27	0/0	101.4
L. Johnson	1	0	0	0.0	0.00	0	0	0	0/0	39.6
Pickens	1	0	0	0.0	0.00	0	0	0	0/0	39.6
Bengals	510	272	2830	53.3	5.55	11	11	51	53/289	67.9
Opp.	457	251	2952	54.9	6.46	20	12	71	22/154	78.4

	NO.	YDS.	AVG.	LG	TD
Brim	3	74	24.7	30	1
D. Williams	2	126	63.0	97t	1
White	2	19	9.5	14	0
Francis	2	12	6.0	12	0
Grant LG	1	17	17.0	17	0
Grant TM	1	17	17.0	17	0
R. Jones	1	0	0.0	0	0
Tovar	1	0	0.0	0	0
Wheeler	0	24	—	24	0
Bengals Total	12	272	22.7	97t	2
Opp. Total	11	49	4.5	30	0

	NO.	YDS.	AVG.	NET.	TB	IN	LG	B
L. Johnson	90	3954	43.9	36.6	12	24	60	0
Bengals Total	90	3954	43.9	36.6	12	24	60	0
Opp. Total	74	3123	42.2	36.2	6	20	72	1

	RET	FC	YDS.	AVG.	LG	TD
Robinson	43	6	305	7.1	36	0
Pickens	4	2	16	4.0	9	0
Simmons	1	0	0	0.0	0	0
Bengals Total	48	8	321	6.7	36	0
Opp. Total	47	13	416	8.9	39	0

	NO.	YDS.	AVG.	LG	TD
Robinson	30	567	18.9	42	0
Ball	23	501	21.8	45	0
Benjamin	4	78	19.5	24	0
Miles	4	65	16.3	24	0
Shaw	0	0	—	—	0
Bengals Total	61	1211	19.9	45	0
Opp. Total	38	831	21.9	66	0

	1-19	20-29	30-39	40-49	50+
Pelfrey	0/0	8/8	6/10	8/10	2/3
Bengals Total	0/0	8/8	6/10	8/10	2/3
Opp. Total	0/0	3/5	11/13	5/8	1/2

ATTEMPTS BY GAME

Pelfrey: (-) (35G, 23G, 35N) (44N) (34N, 38N, 23G) (23G, 24G, 42G, 47G, 34G) (49G) (53G, 50G) (32G) (46G) (28G) (45G, 33N, 34G, 44G) (48G, 39G) (-) (43G, 44N, 28G, 52N, 25G,) (-) (22G, 31G)

Opponents: (28G, 34G) (53G, 31G, 39N, 42G) (33G, 34G) (32G, 35G, 23G, 35G) (37G) (-) (-) (39G) (23G) (39G) (42G) (41N, 44N, 31N, 48N, 34G) (-) (27N) (26N, 32G) (49G) (54N, 43G, 49G)

CINCINNATI BENGALS 1993 STATISTICS

DEFENSIVE STATISTICS

(UNOFFICIAL)

PLAYER	TKL	AST	TOTAL	SKS YDS	INT YDS	PASS DEF	FF	FR
Darryl Williams	95	28	123	2-25	2-126	12	1	0
Ricardo McDonald	87	15	102	1-5	0-0	2	1	0
Steve Tovar	72	13	85	0-0	1-0	5	0	1
Tim Krumrie	58	20	78	3-23	0-0	2	1	0
Mike Brim	48	8	56	0-0	3-74	5	2	1
Eric Shaw	38	11	49	0-0	0-0	1	0	1
John Copeland	43	5	48	3-18	0-0	0	2	0
Rod Jones	39	7	46	0-0	1-0	10	0	1
James Francis	35	6	41	2-16	2-12	7	0	1
Fernandus Vinson	27	5	32	0-0	0-0	2	1	1
Leonard Wheeler	22	7	29	0-0	0-0	1	0	0
Lance Gunn	25	3	28	0-0	0-0	4	0	1
Alfred Williams	22	6	28	4-28	0-0	2	1	0
Alex Gordon	23	3	26	0-0	0-0	2	0	0
Daniel Stubbs	20	4	24	5-31	0-0	0	0	1
Mike Frier	17	4	21	1-0	0-0	1	0	0
George Hinkle	10	6	16	1-8	0-0	1	0	0
Marcello Simmons	8	0	8	0-0	0-0	2	0	0
Sheldon White	5	3	8	0-0	2-19	2	0	1
Ty Parten	5	3	8	0-0	0-0	1	0	0
Roosevelt Nix	5	0	5	0-0	0-0	1	0	0
Alan Grant	5	0	5	0-0	0-0	0	0	0
R.J. Kors	1	2	3	0-0	0-0	0	0	0
Karmeeleyah McGill	1	0	0	0-0	0-0	0	0	0
Ron Carpenter	1	0	1	0-0	0-0	0	0	0

Team, safety vs. New York Jets, vs. New England

Alfred Williams, safety vs. San Francisco 49ers

SPECIAL TEAMS

PLAYER	TACKLES	ASSISTS	TOTAL	FF	FR	BP	BFG
Steve Tovar	11	0	11	0	0	0	0
Randy Kirk	5	4	9	0	0	0	0
Eric Ball	7	1	8	0	0	0	0
Fernandus Vinson	5	1	6	1	0	0	0
Leonard Wheeler	5	1	6	0	1	0	0
R.J. Kors	4	2	6	0	0	0	0
Ricardo McDonald	5	0	5	0	0	0	0
Milt Stegall	4	1	5	0	0	0	0
Eric Shaw	4	1	5	0	0	0	0
Brad Smith	4	0	4	0	0	0	0
Ron Carpenter	3	1	4	0	0	0	0
Alex Gordon	3	1	4	0	0	0	0
James Francis	3	0	3	0	0	0	0
Marcello Simmons	3	0	3	0	0	0	0
Ostell Miles	2	1	3	0	0	0	0
Lee Johnson	2	0	2	0	0	0	0
Alan Grant	2	0	2	0	0	0	0
Karmeeleyah McGill	2	0	2	0	0	0	0
Tony McGee	2	0	2	0	0	0	0
Sheldon White	2	0	2	0	0	0	0
Darryl Williams	0	2	2	0	0	0	0
Reggie Rembert	1	0	1	0	0	0	0
Carl Pickens	1	0	1	0	0	0	0
Wesley Carroll	1	0	1	0	0	0	0
Rod Jones	0	1	1	0	0	0	0
Craig Thompson	0	1	1	0	0	0	0
Patrick Robinson	0	0	0	0	1	0	0

FF - Forced Fumble

FR - Fumbles Recovered

BP - Blocked Punt

BFG - Blocked Field Goal

CINCINNATI BENGALS 1993 STATISTICS

MISCELLANEOUS

PLAYER	TACKLES	ASSIST	TOTAL	FR
Milt Stegall	2	0	2	0
Joe Walter	1	0	1	0
Jeff Thomason	1	0	1	0
Patrick Robinson	1	0	1	0
Bruce Kozerski	1	0	1	1
Tom Rayam	0	0	0	2
Tom Scott	0	0	0	2
David Klinger	0	0	0	2
Derrick Fenner	0	0	0	2
Craig Thompson	0	0	0	1
Jay Schroeder	0	0	0	1

BENGALS 1993 INDIVIDUAL HONORS

DE John Copeland	Pro Football Weekly/Pro Football Writers of America All-Rookie team, Football News All-Rookie team, Football Digest All-Rookie team, College & Profootball Newsweekly All-Rookie team.
LB Steve Tovar	Pro Football Weekly/Pro Football Writers of America All-American All-Rookie team, College & Pro Football Newsweekly All-Rookie team.
TE Tony McGee	Pro Football Weekly/Pro Football Writers of America All-Rookie team, Football News All-Rookie team.
PK Doug Pelfrey	AFC Special Teams Player of the week (13)

IT'S A FIRST

Fans attending this season's Bengals-Dolphins game at Riverfront Stadium are advised to save their ticket stubs. The game will mark a first in American pro sports history.

Never before have father and son squared off as opposing head coaches or managers, as Miami's Don Shula and Cincinnati's Dave Shula will do on Sunday night, Oct. 2.

"I've been hearing about this since late last season, so I know it's going to get a lot of attention," says Dave Shula. "It'll be a great night for a lot of people, but it'll only be great for me if we win. I'm glad we've got them here in 'The Jungle.'"

Said Don Shula:

"This will be a very exciting matchup, personally. It's something I've looked forward to."

'93 BENGALS REGULAR SEASON

GAME 1

CLEVELAND 27, BENGALS 14

Sunday, Sept. 5, at Cleveland Stadium

The Bengals sought their first-ever four-game lead in the Battle of Ohio series, and stormed to a 14-0 first quarter lead. But the Browns, led by relentless tackle Michael Dean Perry, allowed only 90 net yards over the final three quarters. The Bengals lost starting offensive tackle Kevin Sargent for the season with a broken arm on the second play of the game, and LB James Francis was sidelined midway through the first period with a groin pull that would hamper him throughout September.

Cincinnati	14	0	0	0	14
Cleveland	0	14	6	7	27

TEAM	SCORING PLAY	QTR/LEFT
CIN	Miles 4 run (Pelfrey kick)	1/8:02
CIN	Pickens 5 pass from Klingler (Pelfrey kick)	1/2:59
CLE	Dyson 13 pass from Kosar (Stover kick)	2/12:45
CLE	Vardell 1 run (Stover kick)	2/0:28
CLE	Stover FG 28	3/9:00
CLE	Stover FG 34	3/6:09
CLE	Moore 22 fumble return (Stover kick)	4/13:39

Attendance: 75,508. Time: 3:04

TEAM STATISTICS

	Cincinnati	Cleveland
First Downs	12	18
Third Down Eff.	3-13/23%	5-15/33%
Total Net Yards	227	263
Net Yards Rushing	55	96
Net Yards Passing	172	167
Sacked-Yards Lost	6-42	2-15
Passes-Comps-Ints	28-20-2	30-18-0
Punts-Avg. Yds	5-44.6	6-51.8
Penalties-Yds	9-60	5-35
Fumbles/Lost	3/1	1/0
Time of Possession	27:22	32:38

SELECTED INDIVIDUAL STATISTICS

RUSHING

BENGALS	Att	Yds	Lg	TD	BROWNS	Att	Yds	Lg	TD
Fenner	13	41	14	0	Vardell	16	60	11	1
Klingler	3	8	9	0	Hoard	8	27	12	0
Miles	3	6	4	1	Metcalfe	4	14	6	0
TOTAL	20	55	14	1	TOTAL	30	96	12	1

PASSING

BENGALS	Att	Cmp	Yds	TD/I	BROWNS	Att	Cmp	Yds	TD/I
Klingler	28	20	214	1/2	Kosar	30	18	182	1/0
TOTAL	28	20	214	1/2	TOTAL	30	18	182	1/0

RECEIVING

BENGALS	No	Yds	Lg	TD	BROWNS	No	Yds	Lg	TD
Fenner	9	64	23	0	Metcalfe	9	60	14	0
Query	3	80	51	0	Carrier	3	79	29	0
McGee	2	39	33	0	Dyson	3	33	13	1
Miles	2	13	9	0	Vardell	2	2	5	0
Pickens	1	5	5	1	Kinchen	1	8	8	0
TOTAL	20	214	51	1	TOTAL	18	182	29	1

INDIVIDUAL DEFENSE

CINCINNATI — Leading Tackler: Shaw 7-0-7. Sacks: Krumrie 1-7, A.Williams 1-8. Interceptions: None. Forced Fumbles: A.Williams 1. Fumble Recoveries: None.

CLEVELAND — Leading Tackler: Perry 6-2-8. Sacks: Perry 2-7, J.Jones 1.5-12.5, Walls 1-15, Burnett 1-4, Pleasant 0.5-3.5. Interceptions: Jones 2-0. Forced Fumbles: Perry 1, Walls 1. Fumble Recoveries: Moore 1.

'93 BENGALS REGULAR SEASON

GAME 2

INDIANAPOLIS 9, BENGALS 6

Sunday, Sept. 12 at Riverfront Stadium

Indianapolis' Dean Biasucci kicked a 54-yard field goal in the first quarter, a 31-yarder in the third, and added the game-winner from 42 yards with three seconds to play. Doug Pelfrey kicked two field goals for Cincinnati, but had a 35-yarder blocked with the score tied at 6. "It was a tough way to lose a ballgame, wasting a very good defensive effort," said Bengals coach Dave Shula. John Baylor's interception of a blocked David Klingler pass set up Biasucci's winning kick.

Indianapolis	0	3	3	3	9
Cincinnati	3	0	3	0	6

TEAM	SCORING PLAY	QTR/LEFT
CIN	Pelfrey FG 35	1/6:15
IND	Biasucci FG 53	2/2:58
CIN	Pelfrey FG 23	3/9:43
IND	Biasucci FG 31	3/3:30
IND	Biasucci FG 42	4/0:03

Attendance: 50,299. Time: 2:55

TEAM STATISTICS

	Indianapolis	Cincinnati
First Downs	17	16
Third Down Eff.	5-15/33%	6-17/35%
Total Net Yards	332	269
Net Yards Rushing	120	128
Net Yards Passing	212	141
Sacked-Yards Lost	1-6	2-5
Passes-Comps-Ints	36-17-2	37-16-1
Punts-Avg. Yds	4-43.0	7-40.0
Penalties-Yds	3-15	1-15
Fumbles/Lost	2/1	1/0
Time of Possession	31:45	28:15

SELECTED INDIVIDUAL STATISTICS

RUSHING

COLTS	Att	Yds	Lg	TD	BENGALS	Att	Yds	Lg	TD
Johnson	16	64	10	0	Fenner	10	62	18	0
Potts	9	36	7	0	Klingler	2	37	20	0
Culver	3	18	8	0	Green	12	25	7	0
Trudeau	1	2	2	0	Ball	1	3	3	0
TOTAL	29	120	10	0	TOTAL	26	128	20	0

PASSING

COLTS	At	Cmp	Yds	TD/I	BENGALS	At	Cmp	Yds	TD/I
Trudeau	36	17	218	0/2	Klingler	37	16	146	0/1
TOTAL	36	17	218	0/2	TOTAL	37	16	146	0/1

RECEIVING

COLTS	No	Yds	Lg	TD	BENGALS	No	Yds	Lg	TD
Cash	7	54	24	0	Query	4	44	13	0
Langhorne	4	79	35	0	Pickens	4	41	21	0
Hester	4	59	17	0	Fenner	3	39	40	0
Johnson	1	14	14	0	Green	2	5	4	0
Culver	1	12	12	0	Stegall	1	8	8	0
					McGee	1	6	6	0
					Ball	1	3	3	0
TOTAL	17	218	35	0	TOTAL	16	146	40	0

INDIVIDUAL DEFENSE

INDIANAPOLIS — Leading Tackler: Coryatt 10-1-11. Sacks: Coryatt 1-0, McClendon 1-5. Interceptions: Baylor 1-7. Forced Fumbles: None. Fumble Recoveries: None.

CINCINNATI — Leading Tackler: McDonald 10-2-12. Sacks: A. Williams 1-6. Interceptions: D. Williams 1-29, White 1-14. Forced Fumbles: None. Fumble Recoveries: Jones 1.

'93 BENGALS REGULAR SEASON

GAME 3

PITTSBURGH 34, BENGALS 7

Sun., Sept. 19, at Three Rivers Stadium

Pittsburgh pounded Cincinnati for its largest-ever margin of victory in a series that saw its 46th game between the division rivals. Barry Foster rushed for 103 yards, and Steelers QB Neil O'Donnell was a sparkling 21-for-25 passing with a touchdown and no interceptions. Bengals QB David Klingler went 17-for-21 passing with a TD and no thefts.

Cincinnati	0	7	0	0	7
Pittsburgh	7	10	10	7	34

TEAM	SCORING PLAY	QTR/LEFT
PIT	Mills 3 pass from O'Donnell (Anderson kick)	1/4:52
PIT	Anderson FG 33	2/7:59
CIN	Pickens 15 pass from Klingler (Pelfrey kick)	2/3:57
PIT	Thigpen 18 pass from O'Donnell (Anderson kick)	2/0:36
PIT	Anderson FG 34	3/6:40
PIT	Stone 9 pass from O'Donnell (Anderson kick)	3/3:07
PIT	Stone 38 run (Anderson kick)	4/12:56

Attendance: 53,682. Time: 2:36

TEAM STATISTICS

	Cincinnati	Pittsburgh
First Downs	11	23
Third Down Eff.	3-10/30%	10-14/71%
Total Net Yards	170	404
Net Yards Rushing	44	223
Net Yards Passing	126	181
Sacked/Yards Lost	2-12	1-8
Passes-Comps-Ints	26-18-1	25-21-0
Punts/Avg. Yds	6-47.5	2-45.5
Penalties/Yds	8-70	5-57
Fumbles/Lost	1/0	1/1
Time of Possession	24:15	35:45

SELECTED INDIVIDUAL STATISTICS

RUSHING

BENGALS	Att	Yds	Lg	TD	STEELERS	Att	Yds	Lg	TD
Green	12	16	5	0	Foster	23	103	15	0
Fenner	4	15	9	0	Stone	2	65	38	1
Klingler	3	13	6	0	Thompson	8	41	12	0
TOTAL	19	44	9	0	TOTAL	36	223	38	1

PASSING

BENGALS	At	Cmp	Yds	TD/I	STEELERS	At	Cmp	Yds	TD/I
Klingler	21	17	135	1/0	O'Donnell	25	21	189	1/0
Schroeder	5	1	3	0/1					
TOTAL	26	18	138	1/1	TOTAL	25	21	189	1/0

RECEIVING

BENGALS	No	Yds	Lg	TD	STEELERS	No	Yds	Lg	TD
Fenner	5	13	8	0	Foster	5	33	11	0
Pickens	4	52	26	1	Green	4	70	27	0
McGee	4	35	13	0	Hoge	3	20	14	0
Rembert	2	27	17	0	Thompson	3	3	8	0
Green	2	8	5	0	Stone	2	28	19	1
Thomason	1	3	3	0	Worley	2	14	9	0
					Thigpen	1	18	18	1
					Mills	1	3	3	1
TOTAL	18	138	26	1	TOTAL	21	189	27	3

INDIVIDUAL DEFENSE

CINCINNATI — Leading Tackler: McDonald 11-1-2. Sacks: Hinkle 1-8. Interceptions: None. Forced Fumbles: None. Fumble Recoveries: None.

PITTSBURGH — Leading Tackler: Figures, Lloyd 7-0-7. Sacks: G. Williams 1-7, Lloyd 1-5. Interceptions: Perry 1-30. Forced Fumbles: None. Fumble Recoveries: None.

'93 BENGALS REGULAR SEASON

GAME 4

SEATTLE 19, BENGALS 10

Sunday, Sept. 26 at Riverfront Stadium

Seattle got the winning score with 4:38 left in the fourth quarter, when defenders Kevin Murphy and Rod Stephens combined to drop RB Harold Green for a four-yard loss into the end zone and force a fumble that Stephens recovered for a TD. The score erased a 10-9 lead the Bengals had claimed on a 21-yard pass from Jay Schroeder to Carl Pickens. Bengals starting QB David Klingler suffered a concussion late in the second quarter on a hit by Terry Wooden, and did not play in the second half. Bengals TE Tony McGee had 102 yards receiving, which would prove his season high.

Seattle	0	6	3	10	19
Cincinnati	0	0	0	10	10

TEAM	SCORING PLAY	QTR/LEFT
SEA	Kasay FG 32	2/8:50
SEA	Kasay FG 35	2/0:12
SEA	Kasay FG 23	3/9:15
CIN	Pelfrey FG 23	4/12:43
CIN	Pickens 21 pass from Schroeder (Pelfrey kick)	4/8:21
SEA	Stephens fumble recovery in end zone (Kasay kick)	4/4:38
SEA	Kasay FG 35	4/2:37

Attendance: 46,880. Time: 3:03

TEAM STATISTICS

	SEATTLE	CINCINNATI
First Downs	17	19
Third Down Eff.	3-15/20%	5-14/36%
Total Net Yards	305	354
Net Yards Rushing	139	30
Net Yards Passing	166	324
Sacked-Yards Lost	2-15	5-14
Passes-Comps-Ints	30-18-0	45-25-1
Punts-Avg. Yds	6-36.0	4-38.8
Penalties-Yds	5-21	8-58
Fumbles/Lost	2/2	3/2
Time of Possession	33:16	26:44

SELECTED INDIVIDUAL STATISTICS

RUSHING

SEAHAWKS	Att	Yds	Lg	TD	BENGALS	Att	Yds	Lg	TD
Warren	19	75	13	0	Green	13	16	12	0
Blades	1	26	26	0	Klingler	1	11	11	0
Williams	5	21	10	0	Schroeder	2	2	3	0
Mirer	9	17	5	0	Fenner	1	1	1	0
TOTAL	35	139	26	0	TOTAL	17	30	12	0

PASSING

SEAHAWKS	At	Cmp	Yds	TD/I	BENGALS	At	Cmp	Yds	TD/I
Mirer	30	18	181	0/0	Klingler	23	11	155	0/1
					Schroeder	22	14	183	1/0
TOTAL	30	18	181	0/0	TOTAL	45	25	338	1/1

RECEIVING

SEAHAWKS	No	Yds	Lg	TD	BENGALS	No	Yds	Lg	TD
J. Williams	6	38	19	0	McGee	7	102	37	0
Blades	5	64	18	0	Query	6	59	17	0
Martin	5	63	24	0	Pickens	5	81	27	1
Edmunds	1	12	12	0	Rembert	4	50	21	0
TOTAL	18	181	24	0	TOTAL	25	338	37	0

INDIVIDUAL DEFENSE

SEATTLE — Leading Tackler: Harper 8-0-8. Sacks: Tuatagaloa 2-2, Porter 1-4, P.Robinson 1-6, Sinclair 1-2. Interceptions: E.Robinson 1-0. Forced Fumbles: Murphy, P.Robinson 1. Fumble Recoveries: Stephens 1.

CINCINNATI — Leading Tackler: McDonald 9-0-9. Sacks: D.Williams 1-8, Copeland 1-7. Interceptions: None. Forced Fumbles: Copeland 1. Fumble Recoveries: Shaw 1, Stubbs 1.

'93 BENGALS REGULAR SEASON

GAME 5

KANSAS CITY 17, BENGALS 15

Sunday, Oct. 10, at Arrowhead Stadium

"They played very well, they outplayed us," Chiefs safety Martin Bayless said of the Bengals. But the Chiefs were the only team to put the ball in the end zone, and that proved the difference as the Bengals settled for five Doug Pelfrey field goals and a frustrating two-point loss to the eventual AFC West champions. The Cincinnati defense, led by Darryl Williams, allowed a season-low 203 yards. Pelfrey's five FGs (with no misses) tied a club record also shared by Jim Breech and Horst Muhlmann.

Cincinnati	3	9	0	3	15
Kansas City	0	7	7	3	17

TEAM	SCORING PLAY	QTR/LEFT
CIN	— 2:43	

Attendance: 75,493. Time: 2:49

TEAM STATISTICS

	CINCINNATI	KANSAS CITY
First Downs	17	14
Third Down Eff.	8-17/47%	4-11/36%
Total Net Yards	277	203
Net Yards Rushing	115	94
Net Yards Passing	162	109
Sacked-Yards Lost	4-11	3-31
Passes-Comps-Ints	31-16-1	20-10-0
Punts-Avg. Yds	4-47.8	4-41.5
Penalties/Yds	10-74	3-25
Fumbles/Lost	0/0	2/2
Time of Possession	34:57	25:03

SELECTED INDIVIDUAL STATISTICS

RUSHING

BENGALS	Att	Yds	Lg	TD	CHIEFS	Att	Yds	Lg	TD
Green	22	68	12	0	Allen	13	48	9	1
Fenner	10	36	10	0	Anders	6	33	9	0
Klingler	2	11	9	0	Williams	3	9	3	0
TOTAL	34	115	12	0	TOTAL	28	94	9	1

PASSING

BENGALS	At	Cmp	Yds	TD/I	CHIEFS	At	Cmp	Yds	TD/I
Klingler	30	16	173	0/1	Krieg	20	10	140	1/0
TOTAL	31	16	173	0/1	TOTAL	20	10	140	1/0

RECEIVING

BENGALS	No	Yds	Lg	TD	CHIEFS	No	Yds	Lg	TD
Thompson	5	29	10	0	Anders	4	70	27	0
Query	3	69	25	0	Birden	1	28	28	0
Pickens	3	33	15	0	Hayes	1	11	11	0
Fenner	3	18	15	0	Allen	1	9	9	0
Rembert	2	24	18	0	Barnett	1	8	8	1
TOTAL	16	173	25	0	TOTAL	10	140	28	1

INDIVIDUAL DEFENSE

CINCINNATI — Leading Tackler: McDonald, D. Williams 5-0-5. Sacks: D. Williams 1-17, A. Williams 1-8, Krumrie 1-6. Interceptions: None. Forced Fumbles: D. Williams 1. Fumble Recoveries: Brim 1.

KANSAS CITY — Leading Tackler: Whitmore 8-0-8. Sacks: Bayless 1-6, Saleaumua 1-4, Phillips 1-1, Newton 1-0. Interceptions: Mincy 1-2. Forced Fumbles: None. Fumble Recoveries: None.

'93 BENGALS REGULAR SEASON

GAME 6

CLEVELAND 28, BENGALS 17

Sunday, Oct. 17, at Riverfront Stadium

The Browns rolled to a 21-0 second-quarter lead, and held on to break their five-game Riverfront losing streak. Cleveland trimmed the Bengals' edge in the all-time Battle of Ohio to 24-23. Fullback Tommy Vardell put Cleveland ahead with a 28-yard TD catch, and went on to rush for 98 yards. The Browns' 183 rushing yards was their most since 1987. The Bengals lost QB David Klingler in the second quarter when a hit by Clay Matthews re-aggravated a back bruise.

Cleveland	7	14	0	7	28
Cincinnati	0	7	3	7	17

TEAM	SCORING PLAY	QTR/LEFT
CLE	Vardell 28 pass from Testaverde (Stover kick)	1/10:40
CLE	Baldwin 5 pass from Testaverde (Stover kick)	2/11:45
CLE	Kinchen 1 pass from Testaverde (Stover kick)	2/9:53
CIN	Query 11 pass from Schroeder (Pelfrey kick)	2/1:04
CIN	Pelfrey FG 49	3/10:01
CLE	Carrier 15 run (Stover kick)	4/14:10
CIN	Pickens 24 pass from Schroeder (Pelfrey kick)	4/9:29

Attendance: 55,647. Time: 3:10

TEAM STATISTICS

	CLEVELAND	CINCINNATI
First Downs	17	14
Third Down Eff.	6-16/38%	3-15/20%
Total Net Yards	293	194
Net Yards Rushing	183	34
Net Yards Passing	110	160
Sacked-Yards Lost	2-17	4-37
Passes-Comps-Ints	24-11-1	46-22-0
Punts-Avg. Yds	7-46.6	9-47.2
Penalties-Yds	4-51	9-53
Fumbles/Lost	1/1	1/1
Time of Possession	32:50	27:10

SELECTED INDIVIDUAL STATISTICS

RUSHING									
BROWNS	Att	Yds	Lg	TD	BENGALS	Att	Yds	Lg	TD
Vardell	25	98	10	0	Green	8	12	5	0
Baldwin	6	35	10	0	Fenner	4	11	8	0
Metcalf	3	33	11	0	Klingler	1	9	9	0
Carrier	1	15	15	1					
TOTAL	42	183	23	1	TOTAL	14	34	9	0

PASSING									
BROWNS	At	Cmp	Yds	TD/I	BENGALS	At	Cmp	Yds	TD/I
Testaverde	24	11	127	3/1	Schroeder	37	19	172	2/0
					Klingler	9	3	25	0/0
TOTAL	24	11	127	3/1	TOTAL	46	22	197	2/0

RECEIVING									
BROWNS	No	Yds	Lg	TD	BENGALS	No	Yds	Lg	TD
Carrier	3	55	20	0	Pickens	6	67	24	1
Hoard	2	24	15	0	Query	4	32	11	1
Wolfley	2	7	6	0	Thompson	4	27	10	0
Vardell	1	28	28	1	Fenner	3	17	11	0
Baldwin	1	5	5	1	Carroll	2	40	28	0
Kinchen	1	1	1	1	McGee	2	14	8	0
TOTAL	11	127	28	3	TOTAL	22	197	28	2

INDIVIDUAL DEFENSE

CLEVELAND — Leading Tackler: Caldwell, Matthews 4-0-4. Sacks: Matthews 2-27, Burnett 1-5, J.Jones 1-5. Interceptions: None. Forced Fumbles: Matthews 1. Fumble Recoveries: Perry 1.

CINCINNATI — Leading Tackler: Krumrie 6-1-7. Sacks: Krumrie 1-10, Francis 1-7. Interceptions: Brim 1-21. Forced Fumbles: Krumrie 1.

'93 BENGALS REGULAR SEASON

GAME 7

HOUSTON 28, BENGALS 12

Sunday, Oct. 24, at Houston Astrodome

Cincinnati gave the eventual AFC Central champs all they could handle for three quarters, but the final period was all Houston. Trailing 14-12, the Bengals had second-and-goal at the Houston 8 early in the fourth quarter. But Ray Childress recovered a Jay Schroeder fumble, and the Oilers responded with an 84-yard drive for a 21-12 edge. Schroeder, in his first of three starts on the season for an injured David Klingler, passed for 213 yards, which would prove to be his season high.

Cincinnati	0	9	3	0	12
Houston	7	0	7	14	28

TEAM	SCORING PLAY	QTR/LEFT
HOU	Wellman 9 pass from Moon (Del Greco kick)	1/5:48
CIN	Query 8 pass from Schroeder (Kick wide left)	2/6:21
CIN	Pelfrey FG 53	2/0:00
CIN	Pelfrey FG 50	3/7:24
HOU	White 4 run (Del Greco kick)	3/1:11
HOU	Jeffries 11 pass from Moon (Del Greco kick)	4/6:14
HOU	Brown 25 run (Del Greco kick)	4/1:54

Attendance: 50,039. Time: 3:56

TEAM STATISTICS

	CINCINNATI	HOUSTON
First Downs	20	24
Third Down Eff.	3-12/25%	4-9/44%
Total Net Yards	346	369
Net Yards Rushing	97	125
Net Yards Passing	249	244
Sacked-Yards Lost	3-27	1-9
Passes-Comps-Ints	37-21-0	34-24-1
Punts-Avg. Yds	4-55.0	4-46.0
Penalties/Yds	7-64	4-40
Fumbles/Lost	2/2	2/1
Time of Possession	27:40	32:20

SELECTED INDIVIDUAL STATISTICS

RUSHING

BENGALS	Att	Yds	Lg	TD	OILERS	Att	Yds	Lg	TD
Green	13	47	9	0	White	17	63	12	1
Fenner	5	36	26	0	Brown	4	50	25	1
Schroeder	3	6	5	0	Moon	3	8	7	0
Query	1	5	5	0	Wellman	1	4	4	0
TOTAL	23	97	26	0	TOTAL	25	125	25	2

PASSING

BENGALS	At	Cmp	Yds	TD/I	OILERS	At	Cmp	Yds	TD/I
Schroeder	31	17	213	1/0	Moon	34	24	253	2/1
TOTAL	37	21	276	1/0	TOTAL	34	24	253	2/1

RECEIVING

BENGALS	No	Yds	Lg	TD	OILERS	No	Yds	Lg	TD
Pickens	7	127	36	0	Jeffries	7	68	14	1
Query	5	45	18	1	Coleman	4	57	21	0
McGee	4	36	14	0	Givins	4	38	13	0
Miles	2	49	27	0	Slaughter	4	34	12	0
Fenner	2	8	6	0	Wellman	3	38	18	1
TOTAL	21	276	36	1	TOTAL	24	253	21	2

INDIVIDUAL DEFENSE

CINCINNATI — Leading Tackler: McDonald 10-2-12. Sacks: Francis 1-9. Interceptions: White 1-5, Wheeler 0-24 (ran with lateral) Forced Fumbles: McDonald 1, Brim 1. Fumble Recoveries: White 1.

HOUSTON — Leading Tackler: A.Smith 8-1-9. Sacks: Lathon 1-16, Montgomery 1-7, Bowden 1-4. Interceptions: None. Forced Fumbles: Lathon 1. Fumble Recoveries: Childress 1, S.Jones 1.

'93 BENGALS REGULAR SEASON

GAME 8

PITTSBURGH 24, BENGALS 16

Sunday, Nov. 7, at Riverfront Stadium

Sparked by Darryl Williams' 97-yard interception return for a TD, second-longest in club history, the Bengals rolled to a season-high 16-0 lead in the second quarter. But the Steelers got on the board with 2:49 left in the first half on a 71-yard pass from Neil O'Donnell to Eric Green, and they scored again at the :08 mark of the half on a nine-yard pass to Merril Hoge. They took the lead for good on a one-yard, fourth-quarter run by Barry Foster, whose 120-yard rushing game marked his fourth 100-yard day in four starts against Cincinnati.

Pittsburgh	0	14	0	10	24
Cincinnati	3	13	0	0	16

TEAM	SCORING PLAY	QTR/LEFT
CIN	Pelfrey FG 32	1/6:30
CIN	D. Williams 97 interception return (Kick wide left)	2/6:11
CIN	Query 7 pass from Schroeder (Pelfrey kick)	2/3:50
PIT	Green 71 pass from O'Donnell (Anderson kick)	2/2:49
PIT	Hoge 9 pass from O'Donnell (Anderson kick)	2/0:08
PIT	Foster 1 run (Anderson kick)	4/13:38
PIT	Anderson FG 23	4/4:31

Attendance: 51,202. Time: 3:00

TEAM STATISTICS

	PITTSBURGH	CINCINNATI
First Downs	21	14
Third Down Eff.	4-12/33%	6-15/40%
Total Net Yards	390	199
Net Yards Rushing	146	103
Net Yards Passing	244	96
Sacked-Yards Lost	0-0	3-21
Passes-Comps-Ints	34-14-1	29-13-1
Punts-Avg. Yds	6-41.2	7-38.7
Penalties-Yds	5-48	5-40
Fumbles/Lost	1/1	2/0
Time of Possession	30:08	29:52

SELECTED INDIVIDUAL STATISTICS

RUSHING

STEELERS	Att	Yds	Lg	TD	BENGALS	Att	Yds	Lg	TD
Foster	25	120	38	1	Green	22	59	9	0
Thompson	2	18	10	0	Schroeder	4	31	20	0
O'Donnell	6	8	9	0	Query	1	8	8	0
TOTAL	33	146	38	1	TOTAL	30	103	20	0

PASSING

STEELERS	At	Cmp	Yds	TD/I	BENGALS	At	Cmp	Yds	TD/I
O'Donnell	34	14	244	2/1	Schroeder	29	13	117	1/1
TOTAL	34	14	244	2/1	TOTAL	29	13	117	1/1

RECEIVING

STEELERS	No	Yds	Lg	TD	BENGALS	No	Yds	Lg	TD
Green	3	91	71	1	Query	6	48	12	1
Mills	3	55	21	0	McGee	2	22	13	0
Foster	3	35	19	0	Pickens	2	22	12	0
Stone	2	37	22	0	Benjamin	1	16	16	0
Hoge	1	9	9	1	Green	1	8	8	0
TOTAL	14	244	71	2	TOTAL	13	117	16	1

INDIVIDUAL DEFENSE

PITTSBURGH — Leading Tackler: Lake 5-1-6. Sacks: C. Brown 2-11, Greene 1-10. Interceptions: D. Johnson 1-10. Forced Fumbles: C. Brown 1. Fumble Recoveries: None.

CINCINNATI — Leading Tackler: D. Williams 6-2-8. Sacks: None. Interceptions: D. Williams 1-97. Forced Fumbles: None. Fumble Recoveries: Vinson 1.

'93 BENGALS REGULAR SEASON

GAME 9

HOUSTON 38, BENGALS 3

Sun., Nov. 14, at Riverfront Stadium

In their worst performance of a trying season, the Bengals emphatically set a club record for worst start (0-9) to a campaign. Cincinnati's 165 yards would tie the season-low, and Houston's 462 yards would prove the most all season by a Cincinnati foe. Houston's Gary Brown rushed for 166 yards, second-most by an individual back against the Bengals all season. Starting QB Jay Schroeder left the game late in the first half with a strained shoulder, and was replaced by David Klingler. Oilers quarterback Warren Moon threw for four touchdowns and no interceptions while completing 23-of-31.

Houston	7	21	10	0	38
Cincinnati	0	0	3	0	3

TEAM	SCORING PLAY	QTR/LEFT
HOU	Duncan 3 pass from Moon (Del Greco kick)	1/8:12
HOU	Brown 4 run (Del Greco kick)	2/11:26
HOU	Jeffries 21 pass from Moon (Del Greco kick)	2/3:48
HOU	Jeffries 6 pass from Moon (Del Greco kick)	2/0:37
HOU	Jeffries 12 pass from Moon (Del Greco kick)	3/8:56
HOU	Del Greco FG 39	3/5:55
CIN	Pelfrey FG 46	3/0:47

Attendance: 42,347. Time: 3:10

TEAM STATISTICS

	HOUSTON	CINCINNATI
First Downs	32	9
Third Down Eff.	5-11/45%	5-15/33%
Total Net Yards	462	165
Net Yards Rushing	240	102
Net Yards Passing	222	63
Sacked-Yards Lost	1-3	5-17
Passes-Comps-Ints	37-23-2	28-8-0
Punts-Avg. Yds	2-36.5	5-46.2
Penalties-Yds	4-30	8-66
Fumbles/Lost	3/2	2/2
Time of Possession	36:35	23:25

SELECTED INDIVIDUAL STATISTICS

RUSHING

OILERS	Att	Yds	Lg	TD	BENGALS	Att	Yds	Lg	TD
Brown	26	166	17	1	Klingler	4	49	21	0
Tillman	7	57	11	0	Miles	14	39	15	0
Mastin	1	10	10	0	Ball	2	14	14	0
TOTAL	37	240	17	1	TOTAL	22	102	21	0

PASSING

OILERS	At	Cmp	Yds	TD/I	BENGALS	At	Cmp	Yds	TD/I
Moon	31	23	225	4/0	Klingler	17	4	34	0/0
Carlson	6	0	0	0/2	Schroeder	11	4	46	0/0
TOTAL	37	23	225	4/2	TOTAL	28	8	80	0/0

RECEIVING

OILERS	No	Yds	Lg	TD	BENGALS	No	Yds	Lg	TD
Slaughter	8	77	20	0	Query	2	30	24	0
Jeffries	7	81	21	3	Thompson	2	5	4	0
Givins	5	47	14	0	Ball	1	24	24	0
Duncan	1	3	3	1	Pickens	1	11	11	0
TOTAL	23	225	21	4	TOTAL	8	80	24	0

INDIVIDUAL DEFENSE

HOUSTON — Leading Tackler: S.Jones 5-0-5. Sacks: S.Jones 2-12, Fuller 1-3, Montgomery 1-2, Barrow 1-0. Interceptions: None. Forced Fumbles: None. Fumble Recoveries: Bowden 1, Montgomery 1.

CINCINNATI — Leading Tackler: D.Williams 11-1-12. Sacks: Copeland 1-3. Interceptions: Grant 1-17, Tovar 1-0. Forced Fumbles: Vinson 1. Fumble Recoveries: D.Williams 1, Vinson 1.

'93 BENGALS REGULAR SEASON

GAME 10

N.Y. JETS 17, BENGALS 12

Sun., Nov. 21, at Giants Stadium

The Bengals faced former Cincinnati QB Boomer Esiason for the first time, but it was the running games that spelled the difference as Cincinnati fell to 0-10 on the season. The Jets out-rushed the Bengals, 111-50, and New York's total included a 32-yard loss on an intentional safety play at game's end. New York burst to a 14-3 lead with second-quarter TDs on runs of five yards by Brad Baxter and six yards by Johnny Johnson. The Bengals halted a streak of nine quarters without a TD on a four-yard, fourth-period pass from David Klingler to Jeff Query. Klingler reclaimed the starting quarterback job for the remainder of the season.

Cincinnati	3	0	0	9	— 12
NY Jets	0	14	0	3	— 17

TEAM	SCORING PLAY	QTR/LEFT
CIN	Pelfrey FG 28	1/5:56
NYJ	Baxter 5 run (Blanchard kick)	2/4:13
NYJ	J. Johnson 6 run (Blanchard kick)	2/0:57
NYJ	Blanchard FG 42	4/11:15
CIN	Query 4 pass from Klingler (Pelfrey kick)	4/2:09
CIN	Aguir out end zone, forced by team for safety	4/0:01

Attendance: 64,264. Time: 3:01

TEAM STATISTICS

	CINCINNATI	NY JETS
First Downs	14	21
Third Down Eff.	3-11/27%	7-15/47%
Total Net Yards	226	288
Net Yards Rushing	50	111
Net Yards Passing	176	177
Sacked-Yards Lost	4-20	2-15
Passes-Comps-Ints	31-22-2	26-17-0
Punts-Avg. Yds	5-44.8	5-38.4
Penalties/Yds	6-50	9-50
Fumbles/Lost	1/0	2/0
Time of Possession	24:17	35:43

SELECTED INDIVIDUAL STATISTICS

RUSHING

BENGALS	Att	Yds	Lg	TD	JETS	Att	Yds	Lg	TD
Green	9	32	25	0	Murrell	9	52	21	0
Klingler	1	9	9	0	Baxter	14	47	12	1
Fenner	3	7	4	0	J. Johnson	12	43	13	1
TOTAL	14	50	25	0	TOTAL	39	111	21	2

PASSING

BENGALS	Att	Cmp	Yds	TD/I	JETS	Att	Cmp	Yds	TD/I
Klingler	31	22	196	1/2	Esiason	26	17	192	0/0
TOTAL	31	22	196	1/2	TOTAL	26	17	192	0/0

RECEIVING

BENGALS	No	Yds	Lg	TD	JETS	No	Yds	Lg	TD
Green	7	40	16	0	Moore	7	47	9	0
Query	6	44	13	1	J. Johnson	6	99	48	0
Pickens	2	39	21	0	Baxter	1	18	18	0
Fenner	2	30	15	0	Burkett	1	11	11	0
McGee	2	16	11	0	Sadowski	1	11	11	0
TOTAL	22	196	21	1	TOTAL	17	192	48	0

INDIVIDUAL DEFENSE

CINCINNATI — Leading Tackler: D. Williams 7-4-11. Sacks: Copeland 1-8, Stubbs 1-7. Interceptions: None. Forced Fumbles: Copeland 1. Fumble Recoveries: None.

NY JETS — Leading Tackler: Clifton 4-3-7. Sacks: Washington 1-9, Clifton 1-7, Lageman 1-4, Houston 1-0. Interceptions: Lott 1-0, Washington 1-0. Forced Fumbles: Houston 1. Fumble Recoveries: None.

'93 BENGALS REGULAR SEASON

GAME 11

BENGALS 16, L.A. RAIDERS 10

Sunday, Nov. 28, at Riverfront Stadium

The Bengals snapped out of their winless season by rushing for 131 yards, their highest total of the season to that point, against Los Angeles' second-ranked rush defense. The Bengal defense, ranked 28th against the run, held L.A. to 81 yards, lowest total to that point. Eric Ball's one-yard run with 5:15 left in the second quarter put the Bengals up, 10-0. Cincinnati had a season-high four sacks, led by Dan Stubbs with two. Doug Pelfrey hit 3-of-4 FG tries for the Bengals, while the Raiders' Jeff Jaeger made only 1-of-5.

LA Raiders	0	0	0	10	10
Cincinnati	3	7	3	3	16

TEAM	SCORING PLAY	QTR/LEFT
CIN	Pelfrey FG 45	1/4:23
CIN	Ball 1 run (Pelfrey kick)	2/5:15
CIN	Pelfrey FG 34	3/3:54
LAR	Hostetler 4 run (Jaeger kick)	4/14:16
CIN	Pelfrey FG 44	4/6:16
LAR	Jaeger FG 34	4/0:44

Attendance: 43,272. Time: 2:58

TEAM STATISTICS

	L.A. RAIDERS	CINCINNATI
First Downs	16	14
Third Down Eff.	4-12/33%	7-17/41%
Total Net Yards	283	269
Net Yards Rushing	81	131
Net Yards Passing	202	138
Sacked-Yards Lost	4-18	3-19
Passes-Comps-Ints	32-12-1	20-14-0
Punts-Avg. Yds	4-43.5	6-44.0
Penalties-Yds	5-19	7-59
Fumbles/Lost	1/1	1/0
Time of Possession	21:18	38:42

SELECTED INDIVIDUAL STATISTICS

RUSHING

RAIDERS	Att	Yds	Lg	TD	BENGALS	Att	Yds	Lg	TD
Hostetler	3	29	13	1	Green	14	53	15	0
Robinson	5	22	12	0	Fenner	16	34	9	0
S.Smith	4	20	12	0	Ball	2	19	18	1
Bell	4	10	11	0	Klingler	7	12	5	0
TOTAL	16	81	13	1	TOTAL	43	131	18	1

PASSING

RAIDERS	At	Cmp	Yds	TD/I	BENGALS	At	Cmp	Yds	TD/I
Hostetler	32	12	220	0/1	Klingler	20	14	157	0/0
TOTAL	32	12	220	0/1	TOTAL	20	14	157	0/0

RECEIVING

RAIDERS	No	Yds	Lg	TD	BENGALS	No	Yds	Lg	TD
Brown	5	71	19	0	Fenner	5	52	22	0
Jett	4	117	50	0	Query	3	43	24	0
Ismail	2	17	12	0	McGee	2	28	21	0
Bell	1	15	15	0	Frisch	2	9	6	0
TOTAL	12	220	50	0	TOTAL	14	157	24	0

INDIVIDUAL DEFENSE

LA RAIDERS — Leading Tackler: McGlockton 12-1-13. Sacks: McGlockton 2-10, Washington 1-9. Interceptions: None. Forced Fumbles: None. Fumble Recoveries: None.

CINCINNATI — Leading Tackler: McDonald 11-0-11. Sacks: Stubbs 2-13, McDonald 1-5, Frier 1-0. Interceptions: Francis 1-0. Forced Fumbles: None. Fumble Recoveries: Vinson 1.

'93 BENGALS REGULAR SEASON

GAME 12

SAN FRANCISCO 21, BENGALS 8

Sun., Dec. 5, at Candlestick Park

Cincinnati led, 8-7, at halftime before a Sunday night ESPN audience, posting its fifth intermission edge in the last eight games. But the 49ers foiled a third-quarter fake punt try, when punter Lee Johnson tried to pass, and San Francisco responded with two consecutive touchdown drives. The Bengals intercepted two Steve Young passes, but 49ers running back Ricky Watters rushed for three TDs. Cincinnati's maligned offensive line paved the way for 144 rushing yards, most of the season to that point, and the Bengals did not allow a sack for the only time all season.

Cincinnati	2	6	0	0	8
San Francisco	7	0	7	7	21

TEAM	SCORING PLAY	QTR/LEFT
SF	Watters 2 run (Cofer kick)	1/12:59
CIN	A. Williams tackles Young in end zone; safety	1/4:47
CIN	Pelfrey FG 48	2/9:12
CIN	Pelfrey FG 39	2/3:41
SF	Watters 2 run (Cofer kick)	3/6:32
SF	Watters 4 run (Cofer kick)	4/14:57

Attendance: 60,039. Time: 2:56

TEAM STATISTICS

	CINCINNATI	SAN FRANCISCO
First Downs	19	19
Third Down Eff.	6-17/35%	3-8/38%
Total Net Yards	339	284
Net Yards Rushing	144	111
Net Yards Passing	195	173
Sacked-Yards Lost	0-0	1-6
Passes-Comps-Ints	44-23-1	25-13-2
Punts-Avg. Yds	2-44.5	3-41.0
Penalties/Yds	5-35	6-51
Fumbles/Lost	1/0	0/0
Time of Possession	36:33	23:27

SELECTED INDIVIDUAL STATISTICS

RUSHING

BENGALS	Att	Yds	Lg	TD	49ERS	Att	Yds	Lg	TD
Green	19	60	16	0	Watters	17	78	11	3
Fenner	10	53	20	0	Young	4	21	9	0
Klingler	4	31	15	0	Rice	1	9	9	0
TOTAL	33	144	20	0	TOTAL	26	111	11	3

PASSING

BENGALS	At	Cmp	Yds	TD/I	49ERS	At	Cmp	Yds	TD/I
Klingler	19	13	97	0/1	Young	25	13	179	0/2
Schroeder	24	10	98	0/0					
TOTAL	44	23	195	0/1	TOTAL	25	13	179	0/2

RECEIVING

BENGALS	No	Yds	Lg	TD	49ERS	No	Yds	Lg	TD
Green	7	32	9	0	Rice	4	82	43	0
Fenner	5	40	17	0	Jones	4	51	22	0
McGee	3	37	22	0	Watters	2	26	16	0
Query	3	36	14	0	Taylor	1	15	15	0
Robinson	2	15	11	0	Logan	1	9	9	0
TOTAL	23	195	22	0	TOTAL	13	179	43	0

INDIVIDUAL DEFENSE

CINCINNATI — Leading Tackler: D. Williams 13-0-13. Sacks: A. Williams 1-6. Interceptions: Brim 1-30, Francis 1-12. Forced Fumbles: None. Fumble Recoveries: Kozerski 1.

SAN FRANCISCO — Leading Tackler: Romanowski 13-2-15. Sacks: None. Interceptions: Davis 1-0. Forced Fumbles: Romanowski 1. Fumble Recoveries: None.

'93 BENGALS REGULAR SEASON

GAME 13

NEW ENGLAND 7, BENGALS 2

Sunday, Dec. 12, at Foxboro Stadium

New England secured victory when veteran defensive tackle Mike Pitts led a charge that stopped Cincinnati's Eric Ball on a fourth-and-goal play from the one-yard line with 1:16 to play. The Patriots scored the game's only TD on an eight-yard pass from Drew Bledsoe to tight end Ben Coates with 0:25 left in the first half. The Bengals dropped to 1-12, and into sole position to claim the top pick in the 1994 draft. The Bengals tied their season-low with 165 yards total offense, and extended to 10 their streak of quarters without a touchdown. Cincinnati's defense held an opponent under 20 points for the sixth time in 13 games.

Cincinnati	0	0	0	2	2
New England	0	7	0	0	7

TEAM	SCORING PLAY	QTR/LEFT
NE	Coates 8 pass from Bledsoe (Sisson kick)	2/0:25
CIN	Patriots snap ball out of end zone; safety	4/0:19

Attendance: 29,794. Time: 2:58

TEAM STATISTICS

	CINCINNATI	NEW ENGLAND
First Downs	11	16
Third Down Eff.	3-15/20%	6-16/38%
Total Net Yards	165	224
Net Yards Rushing	102	118
Net Yards Passing	63	106
Sacked-Yards Lost	4-26	0-0
Passes-Comps-Ints	25-9-1	22-11-0
Punts-Avg. Yds-Blocked	8-42.5-0	6-36.0-1
Penalties/Yds	9-55	4-38
Fumbles/Lost	1/0	2/0
Time of Possession	27:50	32:10

SELECTED INDIVIDUAL STATISTICS

RUSHING

BENGALS	Att	Yds	Lg	TD	PATRIOTS	Att	Yds	Lg	TD
Green	21	45	9	0	Russell	29	97	8	0
Klingler	3	39	29	0	Turner	5	17	9	0
Fenner	9	19	5	0	Croom	6	2	4	0
Ball	1	-1	-1	0	Bledsoe	2	2	1	0
					Gash	1	0	0	0
					Saxon	1	0	0	0
TOTAL	34	102	29	0	TOTAL	44	118	9	0

PASSING

BENGALS	At	Cmp	Yds	TD/I	PATRIOTS	At	Cmp	Yds	TD/I
Klingler	25	9	89	0/1	Bledsoe	22	11	106	1/0
TOTAL	25	9	89	0/1	TOTAL	22	11	106	1/0

RECEIVING

BENGALS	No	Yds	Lg	TD	PATRIOTS	No	Yds	Lg	TD
Robinson	3	29	12	0	Timpson	3	35	18	0
McGee	2	23	14	0	Coates	3	21	11	1
Fenner	2	20	17	0	Brisby	2	28	18	0
Query	2	17	10	0	Croom	2	16	10	0
					Cook	1	6	6	0
TOTAL	9	89	17	0	TOTAL	11	106	18	0

INDIVIDUAL DEFENSE

CINCINNATI — Leading Tackler: Tovar 11-3-14. Sacks: None. Interceptions: None. Forced Fumbles: None. Fumble Recoveries: None.

NEW ENGLAND — Leading Tackler: V. Brown 10-5-15. Sacks: A. Jones 2-9, Slade 1-8, B. Williams 0.5-4.5, Sabb 0.5-4.5. Interceptions: Ray 1-0. Forced Fumbles: None. Fumble Recoveries: None.

'93 BENGALS REGULAR SEASON

GAME 14

BENGALS 15, L.A. RAMS 3

Sunday, Dec. 19, at Riverfront Stadium

Safety Darryl Williams said, "It can't get any worse than this," after the New England game, and the Rams game opened a mini-rush that saw the Bengals close with a 2-1 mark. Cincinnati dominated the Rams from the start, amassing season highs in total offense (393) and rushing yards (170). Derrick Fenner (89) and Harold Green (76) each had season-high rushing performances, and David Klingler passed for a season-high 223 yards. Cincinnati's defense, which would finish the season ranked No. 2 against the pass, allowed a season-low 107 yards. The defense held an opponent to 10 or fewer points for the third time in four games.

LA Rams	0	3	0	0	3
Cincinnati	3	6	3	3	15

TEAM	SCORING PLAY	QTR/LEFT
CIN	— Pelfrey FG 43	1/9:09
CIN	— Fenner 1 run (Kick wide right)	2/3:59
LAR	— Zendejas FG 32	2/0:44
CIN	— Pelfrey FG 28	3/10:09
CIN	— Pelfrey FG 25	4/6:33

Attendance: 36,612 Time: 2:52

TEAM STATISTICS

	L.A. RAMS	CINCINNATI
First Downs	14	20
Third Down Eff.	7-15/47%	9-17/53%
Total Net Yards	273	393
Net Yards Rushing	166	170
Net Yards Passing	107	223
Sacked-Yards Lost	0-0	1-0
Passes-Comps-Ints	24-11-0	30-16-0
Punts-Avg. Yds	5-46.4	3-43.3
Penalties-Yds	4-35	5-30
Fumbles/Lost	2/2	2/0
Time of Possession	27:22	32:38

SELECTED INDIVIDUAL STATISTICS

RUSHING

RAMS	Att	Yds	Lg	TD	BENGALS	Att	Yds	Lg	TD
Bettis	24	124	19	0	Fenner	15	89	17	1
Rubley	5	22	8	0	Green	18	76	18	0
Gary	2	18	14	0	Klingler	4	5	6	0
TOTAL	32	166	19	0	TOTAL	37	170	18	1

PASSING

RAMS	At	Cmp	Yds	TD/I	BENGALS	At	Cmp	Yds	TD/I
Rubley	24	11	107	0/0	Klingler	30	16	223	0/0
TOTAL	24	11	107	0/0	TOTAL	30	16	223	0/0

RECEIVING

RAMS	No	Yds	Lg	TD	BENGALS	No	Yds	Lg	TD
Ellard	4	68	20	0	McGee	6	90	36	0
Bettis	2	11	9	0	Query	5	74	43	0
Drayton	2	8	5	0	Fenner	2	33	28	0
LaChapelle	1	9	9	0	Carroll	2	17	11	0
Carter	1	8	8	0	Frisch	1	9	9	0
TOTAL	11	107	20	0	TOTAL	16	223	43	0

INDIVIDUAL DEFENSE

LA RAMS — Leading Tackler: Phifer 8-0-8. Sacks: Gilbert 1-0. Interceptions: None. Forced Fumbles: None. Fumble Recoveries: None.

CINCINNATI — Leading Tackler: Jones 7-0-7. Sacks: None. Interceptions: None. Forced Fumbles: Jones 1. Fumble Recoveries: Tovar 1, Francis 1.

'93 BENGALS REGULAR SEASON

GAME 15

BENGALS 21, ATLANTA 17

Sunday, Dec. 26, at Riverfront Stadium

The Bengals won for the second straight week, countering a fourth-quarter Atlanta TD with the decisive score on a six-yard pass from David Klingler to Carl Pickens with 1:00 remaining. Said FB Derrick Fenner: "If you get it done in crunch time, when the pressure's on, you're a good team. Simple as that." Klingler had his most effective day of the season, throwing for three TDs (two to Pickens) and no interceptions. LB James Francis keyed the Bengals' gaining possession for the winning drive by dropping Erric Pegram for a three-yard loss.

Atlanta	7	0	3	7	17
Cincinnati	7	7	0	7	21

TEAM	SCORING PLAY	QTR/LEFT
CIN	— Thompson 3 pass from Klingler (Pelfrey kick)	1/11:58
ATL	— Rison 21 pass from Hebert (Johnson kick)	1/5:03
CIN	— Pickens 24 pass from Klingler (Pelfrey kick)	2/3:04
ATL	— Johnson FG 49	3/11:17
ATL	— Pegram 1 run (Johnson kick)	4/6:58
CIN	— Pickens 6 pass from Klingler (Pelfrey kick)	4/1:00

Attendance: 27,014. Time: 3:00

TEAM STATISTICS

	ATLANTA	CINCINNATI
First Downs	22	16
Third Down Eff.	6-15/40%	3-11/27%
Total Net Yards	376	284
Net Yards Rushing	191	122
Net Yards Passing	185	162
Sacked-Yards Lost	2-11	2-12
Passes-Comps-Ints	31-16-1	30-16-0
Punts-Avg. Yds	7-36.4	8-38.9
Penalties-Yds	3-15	3-25
Fumbles/Lost	0/0	1/0
Time of Possession	36:30	23:30

SELECTED INDIVIDUAL STATISTICS

RUSHING

FALCONS	Att	Yds	Lg	TD	BENGALS	Att	Yds	Lg	TD
Pegram	37	180	19	1	Green	15	56	13	0
Hebert	1	9	9	0	Klingler	3	36	26	0
Broussard	1	2	2	0	Fenner	6	30	8	0
TOTAL	39	191	19	0	TOTAL	24	122	26	0

PASSING

FALCONS	At	Cmp	Yds	TD/I	BENGALS	At	Cmp	Yds	TD/I
Hebert	26	13	144	1/0	Klingler	30	16	174	3/0
Tolliver	5	3	52	0/1					
TOTAL	31	16	196	1/1	TOTAL	30	16	174	3/0

RECEIVING

FALCONS	No	Yds	Lg	TD	BENGALS	No	Yds	Lg	TD
Rison	6	84	21	1	Pickens	6	71	24	2
Pritchard	5	66	34	0	Fenner	3	36	18	0
Hill	2	30	25	0	McGee	2	26	21	0
Mims	2	15	9	0	Query	2	21	17	0
Pegram	1	1	1	0	Thompson	2	8	5	1
TOTAL	16	196	34	1	TOTAL	16	174	24	3

INDIVIDUAL DEFENSE

ATLANTA — Leading Tacklers: Clark, Tuggle 5-0-5. Sacks: Holt 1-6, Logan 1-6. Interceptions: None. Forced Fumbles: Harper 1. Fumble Recoveries: None.

CINCINNATI — Leading Tacklers: Tovar 10-2-12. Sacks: Stubbs 2-11. Interceptions: Jones 1-0. Forced Fumbles: None. Fumble Recoveries: None.

'93 BENGALS REGULAR SEASON

GAME 16

NEW ORLEANS 20, BENGALS 13

Sunday, Jan. 2 (1994), at Louisiana Superdome

Cincinnati fought back from a 13-3 deficit to tie the game in the fourth quarter, but was denied a season-ending three-game win streak when the Saints struck on a 54-yard TD pass from Steve Walsh to Eric Martin. The Bengals had scored their lone TD of the day with 13:39 left in the fourth period, when cornerback Mike Brim ran 23 yards with a stolen Walsh pass. Cincinnati's finishing 3-13 record tied the worst winning percentage in franchise history, set previously in 1991.

Cincinnati	0	3	0	10	13
New Orleans	0	6	7	7	20

TEAM	SCORING PLAY	QTR/LEFT
NO	Andersen FG 43	2/14:47
NO	Andersen FG 49	2/8:26
CIN	Pelfrey FG 22	2/0:26
NO	I.Smith 9 pass from Walsh (Andersen kick)	3/12:15
CIN	Pelfrey FG 31	4/13:53
CIN	Brim 23 interception return (Pelfrey kick)	4/13:39
NO	Martin 54 pass from Walsh (Andersen kick)	4/11:06

Attendance: 58,036. Time: 2:52

TEAM STATISTICS

	CINCINNATI	NEW ORLEANS
First Downs	13	15
Third Down Eff.	7-16/44%	6-13/46%
Total Net Yards	188	269
Net Yards Rushing	84	76
Net Yards Passing	104	193
Sacked-Yards Lost	3-13	0-0
Passes-Comps-Ints	23-13-0	27-15-1
Punts-Avg. Yds	6-44.3	3-48.3
Penalties/Yds	4-19	5-30
Fumbles/Lost	2/1	0/0
Time of Possession	30:21	29:39

SELECTED INDIVIDUAL STATISTICS

RUSHING

BENGALS	Att	Yds	Lg	TD	SAINTS	Att	Yds	Lg	TD
Fenner	15	48	11	0	D.Brown	12	38	8	0
Green	16	24	5	0	Hilliard	10	26	10	0
Klingler	3	12	7	0	Muster	4	16	9	0
					Walsh	4	-4	-1	0
TOTAL	34	84	11	0	TOTAL	30	76	10	0

PASSING

BENGALS	At	Cmp	Yds	TD/I	SAINTS	At	Cmp	Yds	TD/I
Klingler	23	13	117	0/0	Walsh	27	15	193	2/1
TOTAL	23	13	117	0/0	Walsh	27	15	193	2/1

RECEIVING

BENGALS	No	Yds	Lg	TD	SAINTS	No	Yds	Lg	TD
McGee	5	51	14	0	Martin	5	120	54	1
Fenner	3	31	16	0	Muster	5	26	9	0
Query	2	12	7	0	Hilliard	3	26	11	0
Pickens	1	11	11	0	D.Brown	1	12	12	0
Ball	1	8	8	0	I.Smith	1	9	9	1
TOTAL	13	117	16	0	TOTAL	15	193	54	2

INDIVIDUAL DEFENSE

CINCINNATI — Leading Tackler: Tovar, D.Williams 7-1-8. Sacks: None. Interceptions: Brim 1-23. Forced Fumbles: None. Fumble Recoveries: None.

NEW ORLEANS — Leading Tackler: Mills 9-6-15. Sacks: Buck 1-6, Jackson 1-5, Turnbull 1-2. Interceptions: None. Forced Fumbles: Miller 1. Fumble Recoveries: Spencer 1.

HOW THE 1993 BENGALS WERE BUILT

REVIEW

YEAR	DRAFT	FREE AGENTS	TRADES
1983	NT Tim Krumrie (No. 10)		
1984	C Bruce Kozerski (No. 9)		
1985	T Joe Walter (No. 7a)		
1988		P-K Lee Johnson	
1989	RB Eric Ball (No. 2)	T Ken Moyer	
1990	LB James Francis (No. 1) RB Harold Green (No. 2)		CB Rod Jones (from Tampa Bay)
1991	LB Alfred Williams (No. 1) QB Don Hollas (No. 4) S Fernandus Vinson (No. 7)	LB Alex Gordon DE Daniel Stubbs	
1992	QB David Klingler (No. 1) FS Darryl Williams (No. 1a) WR Carl Pickens (No. 2) CB Leonard Wheeler (No. 3) LB Ricardo McDonald (No. 4) TE Craig Thompson (No. 5) DE Roosevelt Nix (No. 8) RB Ostell Miles (No. 9) LB Eric Shaw (No. 12)	RB Derrick Fenner DE Tom Rayam T Kevin Sargent WR Milt Stegall TE Jeff Thomason DE Mike Frier LB Randy Kirk WR Jeff Query	
1993	DE John Copeland (No. 1) TE Tony McGee (No. 2) DT Ty Patten (No. 3) LB Steve Tovar (No. 3a) CB Marcello Simmons (No. 4) CB Forey Duckett (No. 5) T Tom Scott (No. 6) SS Lance Gunn (No. 7) K Doug Pelfrey (No. 8)	T Scott Brumfield WR Allen Degraffenreid DT Artis Ford TE David Frisch T Donnell Johnson T Dan Jones LB Karmeeleyah McGill LB Brad Smith RB Ronald Williams RB Ryan Benjamin WR Wesley Carroll T Jack Linn T Chuck Bradley WR Patrick Robinson QB Jay Schroeder QB Erik Wilhelm NT Garry Howe DE George Hinkle CB Mike Brim CB Alan Grant SS R.J. Kors FS Ron Carpenter CB Sheldon White	

BENGALS 1993 PARTICIPATION CHART

NAME	GP/GS	1	2	3	4	5	6
Ball, Eric	15/1	P	P	P	P	P	P
Benjamin, Ryan	1/0	IL	PS	PS	PS	PS	PS
Bradley, Chuck	2/0	IL	IL	IL	IL	IL	IL
Brim, Mike	16/16	CB	CB	CB	CB	CB	CB
Brumfield, Scott	16/7	P	P	P	P	P	P
Carpenter, Ron	6/0	NWT	NWT	NWT	NWT	NWT	NWT
Carroll, Wesley	12/0	IL	IL	P	X	IL	P
Copeland, John	14/14	DE	DE	DE	DE	DE	DE
DeGraffenreid, Allen	2/0	PS	PS	PS	PS	PS	PS
Fenner, Derrick	15/15	RB	RB	RB	RB	FB	FB
Francis, James	14/12	OLB	IL	IL	OLB	P	OLB
Frier, Mike	16/6	P	P	P	P	P	P
Frisch, David	11/2	P	X	IL	IL	X	P
Gordon, Alex	16/3	P	OLB	OLB	P	OLB	P
Grant, Alan	9/1	NWT	NWT	NWT	IL	IL	IL
Green, Harold	15/15	EXE	RB	RB	RB	RB	RB
Gunn, Lance	8/8	SS	SS	SS	SS	SS	SS
Hinkle, George	13/9	DE	DE	DE	IL	DE	DE
Howe, Garrry	1/0	NWT	NWT	NWT	NWT	NWT	NWT
Johnson, Donnell	7/0	IL	X	IL	IL	X	X
Johnson, Lee	16/0	P	P	P	P	P	P
Jones, Dan	15/5	P	T	T	T	T	T
Jones, Rod	16/16	CB	CB	CB	CB	CB	CB
Kirk, Randy	16/0	P	P	P	P	P	P
Klingler, David	14/13	QB	QB	QB	QB	QB	QB
Kors, R.J.	7/0	NWT	NWT	NWT	NWT	NWT	NWT
Kozerski, Bruce	15/15	C	C	C	C	C	C
Krumrie, Tim	16/16	NT	NT	NT	NT	NT	NT
Linn, Jack	3/1	NWT	NWT	NWT	NWT	NWT	NWT
McDonald, Ricardo	14/12	ILB	ILB	ILB	ILB	ILB	ILB
McGee, Tony	15/15	TE	TE	TE	TE	TE	TE
McGill, Karmeeleyah	4/0	PS	P	P	X	P	IL
Miles, Ostell	15/2	RB	P	P	P	P	P
Moyer, Ken	16/14	G	P	P	G	G	G
Nix, Roosevelt	10/0	P	IL	P	P	IL	P
Parten, Ty	11/1	P	P	P	DE	P	P
Pelfrey, Doug	15/0	P	P	P	P	P	P
Pickens, Carl	13/12	WR	WR	WR	WR	WR	WR
Price, Mitchell	1/0	IL	P	IL	IL	NWT	NWT
Query, Jeff	16/16	WR	WR	WR	WR	WR	WR
Ravam, Tom	10/8	P	G	G	G	G	G
Rembert, Reggie	3/0	EXE	EXE	P	P	P	NWT
Robinson, Patrick	15/3	P	P	P	IL	P	P
Sargent, Kevin	1/1	T	IL	IL	IL	IL	IL
Schroeder, Jay	9/3	P	X	P	P	P	P
Scott, Tom	13/13	G	G	G	X	X	X
Shaw, Eric	14/9	ILB	ILB	ILB	ILB	ILB	ILB
Simmons, Marcello	16/2	P	P	P	P	P	DB
Smith, Brad	7/0	PS	PS	PS	PS	PS	PS
Stegall, Milt	4/0	P	P	IL	IL	IL	IL
Stubbs, Daniel	16/0	P	P	P	P	P	P
Thomason, Jeff	3/0	IL	IL	P	P	IL	IL
Thompson, Craig	13/0	P	P	P	P	P	P
Thornton, Reggie	1/0	P	NWT	NWT	NWT	NWT	NWT
Tovar, Steve	16/9	P	P	P	P	P	P
Vinson, Fernandus	16/7	P	P	P	P	P	P
Walter, Joe	16/16	T	T	T	T	T	T
Wheeler, Leonard	16/3	P	P	P	P	P	P
White, Sheldon	8/1	P	P	P	P	P	P
Wilhelm, Erik	1/0	IL	X	X	X	IL	IL
Williams, Alfred	16/16	OLB	OLB	OLB	OLB	OLB	OLB
Williams, Darryl	16/16	FS	FS	FS	FS	FS	FS

LEGEND - Postion Abbreviation Indicates Start

- P - Played
- X - Did Not Play (On active roster but DNP)
- IR - Injured Reserve
- NWT - Not With Team
- IL - Inactive List
- PS - Practice Squad
- PUP - Physically Unable To Perform
- EXE - Roster Exemption, Ineligible

BENGALS 1993 PARTICIPATION CHART

7	8	9	10	11	12	13	14	15	16
P	P	FB	P	P	IL	P	P	P	P
PS	P	X	X	PS	IL	X	IL	IL	IL
IL	IL	IL	IL	X	X	P	P	X	IL
CB	CB	CB	CB	CB	CB	CB	CB	CB	CB
P	P	P	G	G	G	G	G	G	G
NWT	NWT	P	P	P	P	IL	IL	P	P
P	P	P	P	P	P	P	P	P	P
DE	DE	DE	DE	IL	IL	DE	DE	DE	DE
PS	PS	PS	PS	P	IL	P	NWT	NWT	NWT
FB	IL	FB	FB	FB	FB	FB	FB	FB	FB
P	OLB	OLB	OLB	OLB	OLB	OLB	OLB	OLB	OLB
P	P	P	P	DE	DE	DE	DE	DE	DE
IO	P	TE	P	WR	P	P	P	P	P
P	P	P	P	P	P	P	P	P	P
P	IL	DB	P	P	P	P	P	P	P
RB	RB	RB	RB	RB	RB	RB	RB	RB	RB
SS	SS	IL	PS	IL	IR	IR	IR	IR	IR
IL	DE	IL	DE	DE	DE	P	P	P	P
NWT	NWT	NWT	NWT	NWT	NWT	NWT	X	IL	P
X	X	P	X	X	P	P	P	P	P
P	P	P	P	P	P	P	P	P	P
P	P	P	P	P	P	P	IL	P	P
CB	CB	CB	CB	CB	CB	CB	CB	CB	CB
P	P	P	P	P	P	P	P	P	P
X	X	P	QB	QB	QB	QB	QB	QB	QB
NWT	NWT	NWT	P	P	P	P	P	P	P
C	C	C	C	C	C	C	C	IL	G
DE	NT	NT	NT	NT	NT	NT	NT	NT	NT
NWT	NWT	NWT	NWT	NWT	IL	IL	P	G	P
ILB	P	P	ILB	ILB	ILB	ILB	ILB	IR	IR
TE	TE	IL	TE	TE	TE	TE	TE	TE	TE
IL	IL	PS	PS	PS	PS	PS	PS	P	IL
P	FB	P	P	P	P	IL	P	P	P
G	G	G	G	G	G	G	G	C	G
P	P	P	P	P	P	IL	IL	IR	IR
P	P	P	P	P	IR	IR	IR	IR	R
P	P	P	P	P	P	X	P	P	P
WR	WR	WR	WR	IL	WR	IL	X	P	WR
NWT	NWT	NWT	NWT	NWT	NWT	NWT	NWT	NWT	NWT
WR	WR	WR	WR	WR	WR	WR	WR	WR	WR
G	G	G	X	IL	X	P	IL	IL	IL
NWT	NWT	NWT	NWT	NWT	NWT	NWT	NWT	NWT	NWT
P	P	P	P	P	WR	WR	WR	WR	P
IL	IL	IL	IL	IL	IL	IR	IR	IR	IR
QB	QB	QB	IL	IL	P	X	X	X	X
T	T	T	T	T	T	T	T	T	T
P	ILB	P	IL	IL	P	P	P	ILB	ILB
P	DB	P	DB	P	P	P	P	P	P
PS	PS	PS	P	P	P	P	P	P	P
P	IL	P	IL	IL	IL	IL	IL	IR	IR
P	P	P	P	P	P	P	P	P	P
IL	IL	P	IL	IL	IL	IL	IL	IL	IL
X	P	P	IL	P	P	X	P	P	P
NWT	NWT	NWT	NWT	NWT	NWT	NWT	NWT	NWT	NWT
P	ILB	MLB	ILB	ILB	ILB	ILB	ILB	ILB	ILB
P	P	P	SS	SS	SS	SS	SS	SS	SS
T	T	T	T	T	T	T	T	T	T
DB	P	SS	P	DB	P	P	P	P	P
DB	P	IL	IR	IR	IR	IR	IR	IR	IR
P	X	X	X	X	IL	IL	IL	IL	IL
LB	OLB	OLB	OLB	OLB	OLB	OLB	OLB	OLB	OLB
FS	FS	FS	FS	FS	FS	FS	FS	FS	FS

FINAL 1993 NFL STANDINGS

1993 NFL SEASON RESULTS & PLAYOFF RESULTS

AFC EASTERN DIVISION

							VS. CONF.			VS. DIV.		
	W	L	T	PCT.	PF	PA	W	L	T	W	L	T
Buffalo	12	4	0	.750	329	242	8	4	0	7	1	0
Miami	9	7	0	.563	349	351	6	6	0	4	4	0
N.Y. Jets	8	8	0	.500	270	247	6	5	0	5	4	0
New England	5	11	0	.313	238	286	4	10	0	2	6	0
Indianapolis	4	12	0	.250	189	378	4	8	0	2	6	0

AFC CENTRAL DIVISION

							VS. CONF.			VS. DIV.		
	W	L	T	PCT.	PF	PA	W	L	T	W	L	T
Houston	12	4	0	.750	368	238	10	2	0	6	0	0
Pittsburgh	9	7	0	.563	308	281	7	5	0	3	3	0
Cleveland	7	9	0	.438	304	307	4	8	0	3	3	0
Cincinnati	3	13	0	.188	187	319	1	11	0	0	6	0

AFC WESTERN DIVISION

							VS. CONF.			VS. DIV.		
	W	L	T	PCT.	PF	PA	W	L	T	W	L	T
Kansas City	11	5	0	.688	328	291	9	3	0	7	1	0
L.A. Raiders	10	6	0	.625	306	326	7	5	0	5	3	0
Denver	9	7	0	.563	373	284	8	4	0	4	4	0
San Diego	8	8	0	.500	322	290	6	6	0	3	5	0
Seattle	6	10	0	.375	280	314	6	8	0	1	7	0

NFC EASTERN DIVISION

							VS. CONF.			VS. DIV.		
	W	L	T	PCT.	PF	PA	W	L	T	W	L	T
Dallas	12	4	0	.750	376	229	10	2	0	7	1	0
N.Y. Giants	11	5	0	.688	288	205	9	3	0	5	3	0
Philadelphia	8	8	0	.500	293	315	5	6	0	3	5	0
Phoenix	7	9	0	.438	326	269	6	8	0	4	4	0
Washington	4	12	0	.250	230	345	3	9	0	1	7	0

NFC CENTRAL DIVISION

							VS. CONF.			VS. DIV.		
	W	L	T	PCT.	PF	PA	W	L	T	W	L	T
Detroit	10	6	0	.625	298	292	8	6	0	4	4	0
Minnesota	9	7	0	.563	277	290	7	5	0	6	2	0
Green Bay	9	7	0	.563	340	282	6	6	0	4	4	0
Chicago	7	9	0	.438	234	230	5	7	0	3	5	0
Tampa Bay	5	11	0	.313	237	376	4	8	0	3	5	0

NFC WESTERN DIVISION

							VS. CONF.			VS. DIV.		
	W	L	T	PCT.	PF	PA	W	L	T	W	L	T
San Francisco	10	6	0	.625	473	295	8	4	0	4	2	0
New Orleans	8	8	0	.500	317	343	6	6	0	3	3	0
Atlanta	6	10	0	.375	316	385	5	7	0	4	2	0
L.A. Rams	5	11	0	.313	221	367	3	9	0	1	5	0

POSTSEASON RESULTS

AFC FIRST-ROUND PLAYOFFS

KANSAS CITY 27, Pittsburgh 24 (OT)

L.A. RAIDERS 42, Denver 24

AFC DIVISIONAL PLAYOFFS

BUFFALO 29, L.A. Raiders 23

Kansas City 28, HOUSTON 20

AFC CHAMPIONSHIP

BUFFALO 30, Kansas City 13

NFC FIRST-ROUND PLAYOFFS

Green Bay 28, DETROIT 24

N.Y. GIANTS 17, Minnesota 10

NFC DIVISIONAL PLAYOFFS

SAN FRANCISCO 44, N.Y. Giants 3

DALLAS 27, Green Bay 17


NFC CHAMPIONSHIP

DALLAS 38, San Francisco 21

SUPER BOWL XXVIII

Dallas 30, Buffalo 13

(Home Team in CAPS)



SECTION 4:

BENGALS HISTORY

BENGALS ALL-TIME RESULTS

(Regular and Post-Season)

1968 (3-11-0)

Head Coach: Paul Brown

Date	Opponent	Score	W-L	Date	Opponent	Score	W-L
S.6(N)	@ San Diego	13-29	L	O.27	@ Oakland	10-31	L
S.15	Denver	24-10	W	N.3	Houston	17-27	L
S.22	Buffalo	34-23	W	N.10	Kansas City	9-16	L
S.29	San Diego	10-31	L	N.17	@ Miami	38-21	W
O.6	@ Denver	7-10	L	N.24	Oakland	0-34	L
O.13	@ Kansas City	3-13	L	D.1	@ Boston	14-33	L
O.20	Miami	22-24	L	D.8	@ New York Jets	14-27	L

1969 (4-9-1)

Head Coach: Paul Brown

Date	Opponent	Score	W-L	Date	Opponent	Score	W-L
S.14	Miami	27-21	W	N.2	Oakland	31-17	W
S.21	San Diego	34-20	W	N.9	@ Houston	31-31	T
S.28	Kansas City	24-19	W	N.16	Boston	14-25	L
O.4(N)	@ San Diego	14-21	L	N.23	@ New York Jets	7-40	L
O.11(N)	New York Jets	7-21	L	N.30	@ Buffalo	13-16	L
O.19	Denver	23-30	L	D.7	@ Oakland	17-37	L
O.26	@ Kansas City	22-42	L	D.14	@ Denver	16-27	L

1970 (8-6-0)

Playoffs (0-1)

Head Coach: Paul Brown

Date	Opponent	Score	W-L	Date	Opponent	Score	W-L
S.20	Oakland	31-21	W	N.15	Cleveland	14-10	W
S.27	@ Detroit	3-38	L	N.22	Pittsburgh	34-7	W
O.4	Houston	13-20	L	N.29	New Orleans	26-6	W
O.11	@ Cleveland	27-30	L	D.6	@ San Diego	17-14	W
O.18	Kansas City	19-27	L	D.13	@ Houston	30-20	W
O.25	@ Washington	0-20	L	D.20	Boston	45-7	W
N.2(N)	@ Pittsburgh	10-21	L	D.26	@ Baltimore*	0-17	L
N.8	@ Buffalo	43-14	W				

* AFC Playoff Game

1971 (4-10-0)

Head Coach: Paul Brown

Date	Opponent	Score	W-L	Date	Opponent	Score	W-L
S.19	Philadelphia	37-14	W	N.7	Atlanta	6-9	L
S.26	@ Pittsburgh	10-21	L	N.14	@ Denver	24-10	W
O.3	@ Green Bay	17-20	L	N.21	Houston	28-13	W
O.10	Miami	13-23	L	N.28	San Diego	31-0	W
O.17	Cleveland	24-27	L	D.5	@ Cleveland	27-31	L
O.24	@ Oakland	27-31	L	D.12	Pittsburgh	13-21	L
O.31	@ Houston	6-10	L	D.19	@ New York Jets	21-35	L

1972 (8-6-0)

Head Coach: Paul Brown

Date	Opponent	Score	W-L	Date	Opponent	Score	W-L
S.17	@ New England	31-7	W	N.5	@ Pittsburgh	17-40	L
S.24	Pittsburgh	15-10	W	N.12	Oakland	14-20	L
O.1	@ Cleveland	6-27	L	N.19	Baltimore	19-20	L
O.8	Denver	21-10	W	N.26	@ Chicago	13-3	W
O.15	@ Kansas City	23-16	W	D.3	New York Giants	13-10	W
O.22	@ L.A. Rams	12-15	L	D.9	Cleveland	24-27	L
O.29	Houston	30-7	W	D.17	@ Houston	61-17	W

1973 (10-4-0)

Playoffs (0-1)

Head Coach: Paul Brown

Date	Opponent	Score	W-L	Date	Opponent	Score	W-L
S.16	@ Denver	10-28	L	N.11	@ Buffalo	16-13	W
S.23	Houston	24-10	W	N.18	New York Jets	20-14	W
S.30	@ San Diego	20-13	W	N.25	St. Louis	42-24	W
O.7	@ Cleveland	10-17	L	D.2	Minnesota	27-0	W
O.14	Pittsburgh	19-7	W	D.9	Cleveland	34-17	W
O.21	Kansas City	14-6	W	D.16	@ Houston	27-24	W
O.28	@ Pittsburgh	13-20	L	D.23	@ Miami*	16-34	L
N.4	@ Dallas	10-38	L				

* AFC Playoff Game

1974 (7-7-0)

Head Coach: Paul Brown

Date	Opponent	Score	W-L	Date	Opponent	Score	W-L
S.15	Cleveland	33-7	W	N.3	@ Baltimore	24-14	W
S.22	San Diego	17-20	L	N.10	Pittsburgh	17-10	W
S.29	@ San Francisco	21-3	W	N.17	@ Houston	3-20	L
O.6	Washington	28-17	W	N.24	Kansas City	33-6	W
O.13	@ Cleveland	34-24	W	D.2(N)	@ Miami	3-24	L
O.20	@ Oakland	27-30	L	D.8	Detroit	19-23	L
O.27	Houston	21-34	L	D.14	@ Pittsburgh	3-27	L

BENGALS ALL-TIME RESULTS

(Regular and Post-Season)

1975 (11-3-0)

Playoffs (0-1)

Head Coach: Paul Brown

Date	Opponent	Score	W-L	Date	Opponent	Score	W-L
S.21	Cleveland	24-17	W	N.17(N)	Buffalo	33-24	W
S.28	@ New Orleans	21-0	W	N.23	@ Cleveland	23-35	L
O.5	@ Houston	21-19	W	N.30	Houston	23-19	W
O.12	New England	27-10	W	D.7	@ Philadelphia	31-0	W
O.19	Oakland	14-10	W	D.13	@ Pittsburgh	14-35	L
O.26	@ Atlanta	21-14	W	D.21	San Diego	47-17	W
N.2	Pittsburgh	24-30	L	D.28	@ Oakland*	28-31	L
N.9	@ Denver	17-16	W				

* AFC Playoff Game

1976 (10-4-0)

Head Coach: Bill Johnson

Date	Opponent	Score	W-L	Date	Opponent	Score	W-L
S.12	Denver	17-7	W	O.31	Cleveland	21-6	W
S.19	@ Baltimore	27-28	L	N.8(N)	L. A. Rams	20-12	W
S.26	Green Bay	28-7	W	N.14	Houston	31-27	W
O.3	@ Cleveland	45-24	W	N.21	@ Kansas City	27-24	W
O.10	Tampa Bay	21-0	W	N.28	Pittsburgh	3-7	L
O.17	@ Pittsburgh	6-23	L	D.6(N)	@ Oakland	20-35	L
O.24	@ Houston	27-7	W	D.12	@ New York Jets	42-3	W

1977 (8-6-0)

Head Coach: Bill Johnson

Date	Opponent	Score	W-L	Date	Opponent	Score	W-L
S.18	Cleveland	3-13	L	O.30	Houston**	13-10	W
S.25	Seattle	42-20	W	N.6	@ Cleveland	10-7	W
O.2	@ San Diego	3-24	L	N.13	@ Minnesota	10-42	L
O.9	@ Green Bay*	17-7	W	N.20	Miami	23-17	W
O.17(N)	@ Pittsburgh	14-20	L	N.27	New York Giants	30-13	W
O.23	Denver	13-24	L	D.4	@ Kansas City	27-7	W
	* at Milwaukee			D.10	Pittsburgh	17-10	W
	**Overtime			D.18	@ Houston	16-21	L

1978 (4-12-0)

Head Coach: Bill Johnson (0-5), Homer Rice (4-7)

Date	Opponent	Score	W-L	Date	Opponent	Score	W-L
S.3	Kansas City	23-24	L	O.29	Houston	28-13	W
S.10	@ Cleveland*	10-13	L	N.5	@ San Diego	13-22	L
S.17	Pittsburgh	3-28	L	N.13(N)	Oakland	21-34	L
S.24	New Orleans	18-20	L	N.19	@ Pittsburgh	6-7	L
O.1	@ San Francisco	12-28	L	N.26	@ Houston	10-17	L
O.9(N)	@ Miami	0-21	L	D.3	Atlanta	37-7	W
O.15	New England	3-10	L	D.11(N)	@ L. A. Rams	20-19	W
O.22	@ Buffalo	0-5	L	D.17	Cleveland	48-16	W

*Overtime

1979 (4-12-0)

Head Coach: Homer Rice

Date	Opponent	Score	W-L	Date	Opponent	Score	W-L
S.2	@ Denver	0-10	L	O.28	Philadelphia	37-13	W
S.9	@ Buffalo	24-51	L	N.4	@ Baltimore	28-38	L
S.16	New England	14-20	L	N.11	San Diego	24-26	L
S.23	Houston*	27-30	L	N.18	@ Houston	21-42	L
S.30	@ Dallas	13-38	L	N.25	St. Louis	34-28	W
O.7	Kansas City	7-10	L	D.2	@ Pittsburgh	17-37	L
O.14	Pittsburgh	34-10	W	D.9	@ Washington	14-28	L
O.21	@ Cleveland	27-28	L	D.16	Cleveland	16-12	W

*Overtime

1980 (6-10-0)

Head Coach: Forrest Gregg

Date	Opponent	Score	W-L	Date	Opponent	Score	W-L
S.7	Tampa Bay	12-17	L	N.2	San Diego	14-31	L
S.14	@ Miami	16-17	L	N.9	@ Oakland	17-28	L
S.21	Pittsburgh	30-28	W	N.16	Buffalo	0-14	L
S.28	Houston	10-13	L	N.23	@ Cleveland	7-31	L
O.5	@ Green Bay	9-14	L	N.30	@ Kansas City	20-6	W
O.12	@ Pittsburgh	17-16	W	D.7	Baltimore	34-33	W
O.19	Minnesota	14-0	W	D.14	@ Chicago*	17-14	W
O.26	@ Houston	3-23	L	D.21	Cleveland	24-27	L

*Overtime

BENGALS ALL-TIME RESULTS

(Regular and Post-Season)

1981 (12-4-0)

Playoffs (2-1)

Head Coach: Forrest Gregg

Date	Opponent	Score	W-L	Date	Opponent	Score	W-L
S.6	Seattle	27-21	W	N.1	Houston	34-21	W
S.13	@ New York Jets	31-30	W	N.8	@ San Diego	40-17	W
S.20	Cleveland	17-20	L	N.15	L. A. Rams	24-10	W
S.27	Buffalo†	27-24	W	N.22	Denver	38-21	W
O.4	@ Houston	10-17	L	N.29	@ Cleveland	41-21	W
O.11	@ Baltimore	41-19	W	D.6	San Francisco	3-21	L
O.18	Pittsburgh	34-7	W	D.13	@ Pittsburgh	17-10	W
O.25	@ New Orleans	7-17	L	D.20	@ Atlanta	30-28	W
† Overtime				J.3	Buffalo*	28-21	W
* AFC Playoff Game				J.10	San Diego**	27-7	W
** AFC Championship Game				J.24	San Francisco***	21-26	L
*** Super Bowl XVI							

1982 (7-2-0)

Head Coach: Forrest Gregg

Date	Opponent	Score	W-L	Date	Opponent	Score	W-L
S.12	Houston	27-6	W	D.20(N)	@ San Diego	34-50	L
S.19	@ Pittsburgh*	20-26	L	D.26	Seattle	24-10	W
N.21	@ Philadelphia	18-14	W	J.2	@ Houston	35-27	W
N.28	L. A. Raiders	31-17	W	J.9	New York Jets**	17-44	L
O.5	@ Baltimore	20-17	W	* Overtime			
D.12	Cleveland	23-10	W	** Super Bowl Tournament Game			

1983 (7-9-0)

Head Coach: Forrest Gregg

Date	Opponent	Score	W-L	Date	Opponent	Score	W-L
S.4	L. A. Raiders	10-20	L	O.30	Green Bay	34-14	W
S.11	Buffalo	6-10	L	N.6	@ Houston	55-14	W
S.15(N)	@ Cleveland	7-17	L	N.13	@ Kansas City	15-20	L
S.25	@ Tampa Bay	23-17	W	N.20	Houston	38-10	W
O.2	Baltimore	31-34	L	N.28(N)	@ Miami	14-38	L
O.10(N)	Pittsburgh	14-24	L	D.4	@ Pittsburgh	23-10	W
O.16	@ Denver	17-24	L	D.11	Detroit	17-9	W
O.23	Cleveland	28-21	W	D.17	@ Minnesota	14-20	L

1984 (8-8-0)

Head Coach: Sam Wyche

Date	Opponent	Score	W-L	Date	Opponent	Score	W-L
S.2	@ Denver	17-20	L	O.28	@ Houston	31-13	W
S.9	Kansas City	22-27	L	N.4	@ San Francisco	17-23	L
S.16	@ New York Jets	23-43	L	N.11	Pittsburgh	22-20	W
S.23	L. A. Rams	14-24	L	N.18	Seattle	6-26	L
O.1(N)	@ Pittsburgh	17-38	L	N.25	Atlanta	35-14	W
O.7	Houston	13-3	W	D.2	@ Cleveland*	20-17	W
O.14	@ New England	14-20	L	D.9	@ New Orleans	24-21	W
O.21	Cleveland	12-9	W	D.16	Buffalo	52-21	W
* Overtime							

1985 (7-9-0)

Head Coach: Sam Wyche

Date	Opponent	Score	W-L	Date	Opponent	Score	W-L
S.8	Seattle	24-28	L	N.3	@ Buffalo	23-17	W
S.15	@ St. Louis	27-41	L	N.10	Cleveland	27-10	W
S.22	San Diego	41-44	L	N.17	@ L. A. Raiders	6-13	L
S.30(N)	@ Pittsburgh	37-24	W	N.24	@ Cleveland	6-24	L
O.6	New York Jets	20-29	L	D.1	Houston	45-27	W
O.13	New York Giants	35-30	W	O.8	Dallas	50-24	W
O.20	@ Houston	27-44	L	D.15	@ Washington	24-27	L
O.27	Pittsburgh	26-21	W	D.22	@ New England	23-34	L

1986 (10-6-0)

Head Coach: Sam Wyche

Date	Opponent	Score	W-L	Date	Opponent	Score	W-L
S.7	@ Kansas City	14-24	L	O.26	@ Pittsburgh	9-30	L
S.14	Buffalo*	36-33	W	N.2	@ Detroit	24-17	W
S.18(N)	@ Cleveland	30-13	W	N.9	@ Houston	28-32	L
S.28	Chicago	7-44	L	N.16	Seattle	34-7	W
O.5	@ Green Bay**	34-28	W	N.23	Minnesota	24-20	W
O.13(N)	Pittsburgh	24-22	W	N.30	@ Denver	28-34	L
O.19	Houston	31-28	W	D.7	@ New England	31-7	W
* Overtime				D.14	Cleveland	3-34	L
** at Milwaukee				D.21	New York Jets	52-21	W

BENGALS ALL-TIME RESULTS

(Regular and Post-Season)

1987 (4-11-0)

Head Coach: Sam Wyche

Date	Opponent	Score	W-L	Date	Opponent	Score	W-L
S.13	@ Indianapolis	23-21	W	N.8	Miami	14-20	L
S.20	San Francisco	26-27	L	N.15	@ Atlanta	16-10	W
O.4	San Diego	9-10	L	N.22	Pittsburgh	16-30	L
O.11	@ Seattle	17-10	W	N.29	@ New York Jets	20-27	L
O.18	Cleveland	0-34	L	D.6	Kansas City*	30-27	W
O.25	@ Pittsburgh	20-23	L	D.13	@ Cleveland	24-38	L
N.1	Houston	29-31	L	D.20	New Orleans	24-41	L
* Overtime				D.27	@ Houston	17-21	L

1988 (12-4-0)

Playoffs (2-1)

Head Coach: Sam Wyche

Date	Opponent	Score	W-L	Date	Opponent	Score	W-L
S.4	Phoenix	21-14	W	N.13	@ Kansas City	28-31	L
S.11	@ Philadelphia	28-24	W	N.20	@ Dallas	38-24	W
S.18	@ Pittsburgh	17-12	W	N.27	Buffalo	35-21	W
S.25	Cleveland	24-17	W	D.4	San Diego	27-10	W
O.2	@ L. A. Raiders	45-21	W	D.11	@ Houston	6-41	L
O.9	New York Jets	36-19	W	D.17	Washington†	20-17	W
O.16	@ New England	21-27	L	D.31	Seattle*	21-13	W
O.23	Houston	44-21	W	J.8	Buffalo**	21-10	W
O.30	@ Cleveland	16-23	L	J.22	San Francisco***	16-20	L
N.6	Pittsburgh	42-7	W				

† Overtime

* AFC Divisional Playoff Game

** AFC Championship Game

*** Super Bowl XXIII at Miami Fla.

1989 (8-8-0)

Head Coach: Sam Wyche

Date	Opponent	Score	W-L	Date	Opponent	Score	W-L
S.10	@ Chicago	14-17	L	N.5	@ L. A. Raiders	7-28	L
S.17	Pittsburgh	41-10	W	N.13(N)	@ Houston	24-26	L
S.25(N)	Cleveland	21-14	W	N.19	Detroit	42-7	W
O.1	@ Kansas City	21-17	W	N.26	@ Buffalo	7-24	L
O.8	@ Pittsburgh	26-16	W	D.3	@ Cleveland	21-0	W
O.15	Miami	13-20	L	D.10	Seattle	17-24	L
O.22	Indianapolis	12-23	L	D.17	Houston	61-7	W
O.29	Tampa Bay	56-23	W	D.25(N)	@ Minnesota	21-29	L

1990 (9-7-0)

Playoffs (1-1)

Head Coach: Sam Wyche

Date	Opponent	Score	W-L	Date	Opponent	Score	W-L
S.9	New York Jets	25-20	W	N.4	New Orleans	7-21	L
S.16	@ San Diego	21-16	W	N.18(N)	Pittsburgh	27-3	W
S.23	New England	41-7	W	N.25	Indianapolis	20-34	L
O.1(N)	@ Seattle	16-31	L	D.2	@ Pittsburgh	16-12	W
O.7	@ L. A. Rams†	34-31	W	D.9	San Francisco†	17-20	L
O.14	@ Houston	17-48	L	D.16	@ L. A. Raiders	7-24	L
O.22(N)	@ Cleveland	34-13	W	D.23	Houston	40-20	W
O.28(N)	@ Atlanta	17-38	L	D.30	Cleveland	21-14	W
† Overtime				J.6	Houston*	41-14	W
* AFC Playoff Game				J.13	@ L. A. Raiders**	10-20	L
** AFC Divisional Playoff Game							

1991 (3-13-0)

Head Coach: Sam Wyche

Date	Opponent	Score	W-L	Date	Opponent	Score	W-L
S.1	@ Denver	14-45	L	N.3	Cleveland	23-21	W
S.8(N)	Houston	7-30	L	N.10	Pittsburgh*	27-33	L
S.15	@ Cleveland	13-14	L	N.17	@ Philadelphia	10-17	L
S.22	Washington	27-34	L	N.24	L. A. Raiders	14-38	L
O.6	Seattle	7-13	L	D.1	New York Giants	27-24	W
O.13	@ Dallas	23-35	L	D.9(N)	@ Miami	13-37	L
O.21(N)	@ Buffalo	16-35	L	D.15	@ Pittsburgh	10-17	L
O.27	@ Houston	3-35	L	D.22	New England	29-7	W
* Overtime							

BENGALS ALL-TIME RESULTS

(Regular and Post-Season)

1992 (5-11-0)

Head Coach: Dave Shula

Date	Opponent	Score	W-L	Date	Opponent	Score	W-L
S.6	@ Seattle	21-3	W	N.8(N)	@ Chicago*	31-28	W
S.13	L. A. Raiders	24-21	W	N.15	@ New York Jets	14-17	L
S.20	@ Green Bay	23-24	L	N.22	Detroit	13-19	L
S.27	Minnesota	7-42	L	N.29	Pittsburgh	9-21	L
O.11	Houston	24-38	L	D.6	@ Cleveland	21-37	L
O.19(N)	@ Pittsburgh	0-20	L	D.13	@ San Diego	10-27	L
O.25	@ Houston	10-26	L	D.20	New England	20-10	W
N.1	Cleveland	30-10	W	D.27	Indianapolis	17-21	L

* Overtime

1993 (3-13-0)

Head Coach: Dave Shula

Date	Opponent	Score	W-L	Date	Opponent	Score	W-L
S.5	@ Cleveland	14-27	L	N.14	Houston	3-38	L
S.12	Indianapolis	6-9	L	N.21	@ New York Jets	12-17	L
S.19	@ Pittsburgh	7-34	L	N.28	L. A. Raiders	16-10	W
S.26	Seattle	10-19	L	D.5(N)	@ San Francisco	8-21	L
O.10	@ Kansas City	15-17	L	D.12	@ New England	2-7	L
O.17	Cleveland	17-28	L	D.19	L. A. Rams	15-3	W
O.24	@ Houston	12-28	L	D.26	Atlanta	21-17	W
N.7	Pittsburgh	16-24	L	J.2	@ New Orleans	13-20	L

PLAYOFF RESULTS WON 5, LOST 7

1970

AFC Divisional Playoff

at Baltimore 0-17 L

1973

AFC Divisional Playoff

at Miami 16-34 L

1975

AFC Divisional Playoff

at Oakland 28-31 L

1981

AFC Divisional Playoff

Buffalo 28-21 W

AFC Championship Game

San Diego 27-7 W

Super Bowl XVI

San Francisco 21-26 L
at Pontiac, Mich.

1982

AFC Playoff Game

New York Jets 17-44 L

1988

AFC Divisional Playoff

Seattle 21-13 W

AFC Championship Game

Buffalo 21-10 W

Super Bowl XXIII

San Francisco 16-20 L
at Miami, Fla.

1990

AFC Round Playoff

Houston 41-14 W

AFC Divisional Playoff

at Los Angeles Raiders 10-20 L

CINCINNATI BENGALS PRESEASON RESULTS

1968 (2-3-0)

BENGALS	OPP.
14 Kansas City	38
13 @ Denver	15
6 Buffalo	10
19 * Pittsburgh	3
13 ** New York Jets	9

* at Morgantown, W. V.

** at Memphis, Tenn.

1969 (3-2-0)

BENGALS	OPP.
13 * Boston	21
7 ** Kansas City	20
28 Miami	21
23 @ Pittsburgh	13
13 Denver	10

* at Bowling Green, Ohio

** at Jackson, Miss.

1970 (2-3-1)

BENGALS	OPP.
27 Washington	12
10 @ Miami	20
20 @ St. Louis	41

BENGALS	OPP.
31 Cleveland	24
10 * Green Bay	10
14 Detroit	31

* at Milwaukee

1971 (5-0-1)

BENGALS	OPP.
27 @ Miami	10
31 @ Detroit	24
20 Pittsburgh	13

BENGALS	OPP.
22 St. Louis	21
27 Green Bay	24
17 @ Washington	17

1972 (3-3-0)

BENGALS	OPP.
14 @ Green Bay	24
28 Detroit	20
17 Miami	35

BENGALS	OPP.
34 @ Philadelphia	20
27 * Cleveland	21
14 Atlanta	44

* at Columbus, Ohio

1973 (4-2-0)

BENGALS	OPP.
13 @ Miami	14
45 Philadelphia	21
6 * Cleveland	24

* at Columbus, Ohio

BENGALS	OPP.
17 @ Detroit	10
31 Atlanta	20
13 Green Bay	10

1974 (4-2-0)

BENGALS	OPP.
9 Miami	19
35 Philadelphia	21
13 @ Atlanta ***	7

*** Overtime

* at Columbus, Ohio

BENGALS	OPP.
27 Detroit	14
17 * Cleveland	21
24 ** Green Bay	26

** at Milwaukee, Wis.

1975 (4-3-0)

BENGALS	OPP.
9 * Washington	17
3 @ Miami	7
38 @ Buffalo	28
27 Green Bay	10

* Hall of Fame Game at Canton, Ohio

BENGALS	OPP.
20 @ Philadelphia	30
22 @ Detroit	14
21 New Orleans	0

1976 (4-2-0)

BENGALS	OPP.
23 @ Green Bay	17
31 Buffalo	10
26 Detroit	14

BENGALS	OPP.
23 @ Minnesota	21
10 @ New Orleans	13
24 @ Tampa Bay	13

1977 (5-1-0)

BENGALS	OPP.
20 @ Green Bay*	23
45 Tampa Bay	0
17 @ Detroit	13

* at Milwaukee

BENGALS	OPP.
33 @ St. Louis	9
26 Minnesota	7
24 @ Chicago	6

1978 (2-2-0)

BENGALS	OPP.
0 @ Tampa Bay	17
10 Detroit	14

* at Milwaukee

BENGALS	OPP.
27 Chicago	3
17 * Green Bay	14

1979 (2-2-0)

BENGALS	OPP.
40 @ Detroit	28
20 Green Bay	5

BENGALS	OPP.
13 @ Chicago	17
13 Tampa Bay	24

CINCINNATI BENGALS PRESEASON RESULTS

1980 (1-3-0)

BENGALS	OPP.	BENGALS	OPP.
6 @ Denver.....	17	14 @ Tampa Bay.....	20
21 Chicago.....	3	10 Detroit.....	15

1981 (2-2-0)

BENGALS	OPP.	BENGALS	OPP.
24 @ Tampa Bay.....	17	21 @ Chicago.....	24
30 @ Detroit.....	21	20 Denver.....	24

1982 (1-3-0)

BENGALS	OPP.	BENGALS	OPP.
20 @ Kansas City.....	26	23 Detroit.....	27
27 @* Green Bay.....	41	28 Washington.....	21
* at Milwaukee			

1983 (0-4-0)

BENGALS	OPP.	BENGALS	OPP.
7 Kansas City.....	24	17 New York Jets*.....	20
23 @ Washington.....	27	7 @ Detroit.....	34
* Overtime			

1984 (3-1-0)

BENGALS	OPP.	BENGALS	OPP.
21 @ New York Jets.....	15	25 @ Chicago.....	17
13 @ Tampa Bay.....	21	35 Detroit.....	14

1985 (2-2-0)

BENGALS	OPP.	BENGALS	OPP.
27 Kansas City.....	35	17 @ Detroit.....	31
24 New York Jets.....	20	31 @ Indianapolis.....	21

1986 (1-3-0)

BENGALS	OPP.	BENGALS	OPP.
0 @ Kansas City.....	20	34 Green Bay.....	12
17 @ New York Jets.....	28	20 Detroit.....	30

1987 (2-2-0)

BENGALS	OPP.	BENGALS	OPP.
31 @ Tampa Bay.....	30	28 @ Green Bay.....	20
9 @ Detroit.....	23	14 New Orleans.....	26

1988 (4-1-0)

BENGALS	OPP.	BENGALS	OPP.
14 LA Rams*.....	7	24 Detroit.....	7
21 @ Kansas City.....	34	27 @ New England.....	21
24 @ Buffalo.....	13		
* Hall of Fame Game, Canton, Ohio			

1989 (2-2-0)

BENGALS	OPP.	BENGALS	OPP.
24 Buffalo.....	20	10 @ New Orleans.....	27
35 @ Detroit.....	3	10 @ Minnesota.....	17

1990 (1-3-0)

BENGALS	OPP.	BENGALS	OPP.
17 @ Tampa Bay.....	30	13 @ New England.....	10
17 @ Atlanta.....	34	24 Detroit.....	26

1991 (2-2-0)

BENGALS	OPP.	BENGALS	OPP.
20 @ Detroit.....	24	27 Minnesota**.....	24
24 Philadelphia.....	29	19 @ Green Bay**.....	16
* at Milwaukee			
** Overtime			

1992 (2-2-0)

BENGALS	OPP.	BENGALS	OPP.
7 New York Giants.....	13	20 Indianapolis.....	0
17 Philadelphia.....	27	34 Detroit.....	17

1993 (2-2-0)

BENGALS	OPP.	BENGALS	OPP.
16 New York Giants.....	27	7 @ Detroit.....	30
24 @ Indianapolis.....	7	23 Philadelphia.....	3

BENGALS ALLTIME SERIES RECORDS

Cincinnati vs. Atlanta – Cincinnati leads series, 6-2.
Cincinnati vs. Arizona – Cincinnati leads series, 3-1.
Cincinnati vs. Buffalo – Cincinnati leads series, 11-7.
Cincinnati vs. Chicago – Cincinnati leads, 3-2.
Cincinnati vs. Cleveland – Cincinnati leads series, 24-23.
Cincinnati vs. Dallas – Dallas leads series, 3-2.
Cincinnati vs. Denver – Denver leads series, 10-6.
Cincinnati vs. Detroit – Series tied, 3-3.
Cincinnati vs. Green Bay – Cincinnati leads series, 4-3.
Cincinnati vs. Houston – Series tied, 25-25-1.
Cincinnati vs. Indianapolis – Indianapolis leads series, 9-5.
Cincinnati vs. Kansas City – Kansas City leads series, 11-9.
Cincinnati vs. LA Raiders – Raiders lead series, 16-7.
Cincinnati vs. LA Rams – Cincinnati leads series, 5-2.
Cincinnati vs. Miami – Miami leads series, 10-3.
Cincinnati vs. Minnesota – Minnesota leads series, 4-3.
Cincinnati vs. New England – New England leads series, 8-7.
Cincinnati vs. New Orleans – New Orleans leads series, 5-3.
Cincinnati vs. New York Giants – Cincinnati leads series, 4-0.
Cincinnati vs. New York Jets – Jets lead series, 10-6.
Cincinnati vs. Philadelphia – Cincinnati leads series, 5-1.
Cincinnati vs. Pittsburgh – Pittsburgh leads series, 26-21.
Cincinnati vs. San Diego – San Diego leads series, 12-9.
Cincinnati vs. San Francisco – San Francisco leads series, 8-1.
Cincinnati vs. Seattle – Cincinnati leads series, 7-6.
Cincinnati vs. Tampa Bay – Cincinnati leads series, 3-1.
Cincinnati vs. Washington – Washington leads series, 4-2.

(Includes Post-Season Games)

WHY BENGALS?

Paul Brown picked the name Bengals for Cincinnati's football team "to give it a link with past professional football in Cincinnati."

From 1937 through 1941, the Bengals were a famous unit in the Cincinnati area. In 1938 they played three teams from the National Football League. They beat the Chicago Bears, 17-14, and the Pittsburgh Steelers, 38-0, and tied the Chicago Cardinals, 7-7.

"If we can pick up a thread of tradition, we think it's good," said Brown when he named the team.

Hundreds of names were suggested by fans in an effort to name the new Cincinnati team and the most popular was Buckeyes. It was rejected for obvious reasons.

"The owners rejected it because we didn't want it to be confused with the Ohio State Buckeyes and wanted something to embody four states rather than just one," said Brown. "We feel at home with the name Bengals."

BENGALS ALL-TIME RESULTS VS. 1994 OPPONENTS

REGULAR SEASON

CLEVELAND BROWNS

September 4 at Cincinnati

October 23 at Cleveland

Bengals-Browns Series (RS-24-23-0)

YEAR	SITE	SCORE
1970	Cleveland	Cleveland 30, Cincinnati 27
1970	Cincinnati	Cincinnati 14, Cleveland 10
1971	Cincinnati	Cleveland 27, Cincinnati 24
1971	Cleveland	Cleveland 31, Cincinnati 27
1972	Cleveland	Cleveland 27, Cincinnati 6
1972	Cincinnati	Cleveland 27, Cincinnati 24
1973	Cleveland	Cleveland 17, Cincinnati 10
1973	Cincinnati	Cincinnati 34, Cleveland 17
1974	Cincinnati	Cincinnati 33, Cleveland 7
1974	Cleveland	Cincinnati 34, Cleveland 24
1975	Cincinnati	Cincinnati 24, Cleveland 17
1975	Cleveland	Cleveland 35, Cincinnati 23
1976	Cleveland	Cincinnati 45, Cleveland 24
1976	Cincinnati	Cincinnati 21, Cleveland 6
1977	Cincinnati	Cleveland 13, Cincinnati 3
1977	Cleveland	Cincinnati 10, Cleveland 7
1978	Cleveland	Cleveland 13, Cincinnati 10 OT
1978	Cincinnati	Cincinnati 48, Cleveland 16
1979	Cleveland	Cleveland 28, Cincinnati 27
1979	Cincinnati	Cincinnati 16, Cleveland 12
1980	Cleveland	Cleveland 31, Cincinnati 7
1980	Cincinnati	Cleveland 27, Cincinnati 24
1981	Cincinnati	Cleveland 20, Cincinnati 17
1981	Cleveland	Cincinnati 41, Cleveland 21
1982	Cincinnati	Cincinnati 23, Cleveland 10
1983	Cleveland	Cleveland 17, Cincinnati 7
1983	Cincinnati	Cincinnati 28, Cleveland 21
1984	Cincinnati	Cincinnati 12, Cleveland 9
1984	Cleveland	Cincinnati 20, Cleveland 17 OT
1985	Cincinnati	Cincinnati 27, Cleveland 10
1985	Cleveland	Cleveland 24, Cincinnati 6
1986	Cleveland	Cincinnati 30, Cleveland 13
1986	Cincinnati	Cleveland 34, Cincinnati 3
1987	Cincinnati	Cleveland 34, Cincinnati 0
1987	Cleveland	Cleveland 38, Cincinnati 24
1988	Cincinnati	Cincinnati 24, Cleveland 17
1988	Cleveland	Cleveland 23, Cincinnati 16
1989	Cincinnati	Cincinnati 21, Cleveland 14
1989	Cleveland	Cincinnati 21, Cleveland 0
1990	Cleveland	Cincinnati 34, Cleveland 13
1990	Cincinnati	Cincinnati 21, Cleveland 14
1991	Cleveland	Cleveland 14, Cincinnati 13
1991	Cincinnati	Cincinnati 23, Cleveland 21
1992	Cincinnati	Cincinnati 30, Cleveland 10
1992	Cleveland	Cleveland 37, Cincinnati 21
1993	Cleveland	Cleveland 27, Cincinnati 14
1993	Cincinnati	Cleveland 28, Cincinnati 17

SAN DIEGO CHARGERS

September 11 at San Diego

Bengals-Chargers Series (RS-8-12-0) (PS-1-0-0)

YEAR	SITE	SCORE
1968	San Diego	San Diego 29, Cincinnati 13
1968	Cincinnati	San Diego 31, Cincinnati 10
1969	San Diego	San Diego 21, Cincinnati 7
1970	San Diego	Cincinnati 17, San Diego 14

BENGALS ALL-TIME RESULTS VS. 1994 OPPONENTS

(SAN DIEGO,...CONT.)

YEAR	SITE	SCORE
1971	Cincinnati	Cincinnati 31, San Diego 0
1973	San Diego	Cincinnati 20, San Diego 13
1974	Cincinnati	San Diego 20, Cincinnati 17
1975	Cincinnati	Cincinnati 47, San Diego 17
1977	San Diego	San Diego 24, Cincinnati 3
1978	San Diego	San Diego 22, Cincinnati 13
1979	Cincinnati	San Diego 26, Cincinnati 24
1980	Cincinnati	San Diego 31, Cincinnati 14
1981	San Diego	Cincinnati 40, San Diego 17
1981	Cincinnati	*Cincinnati 27, San Diego 7
1982	San Diego	San Diego 50, Cincinnati 34
1985	Cincinnati	San Diego 44, Cincinnati 41
1987	Cincinnati	San Diego 10, Cincinnati 9
1988	Cincinnati	Cincinnati 27, San Diego 10
1990	San Diego	Cincinnati 21, San Diego 16
1992	San Diego	San Diego 27, Cincinnati 10

*AFC Championship Game

NEW ENGLAND PATRIOTS

September 18 at Cincinnati

Bengals-Patriots Series (RS-7-8-0)

YEAR	SITE	SCORE
1968	Boston	Boston 33, Cincinnati 14
1969	Cincinnati	Boston 25, Cincinnati 14
1970	Cincinnati	Cincinnati 45, Boston 7
1972	New England	Cincinnati 31, New England 7
1975	Cincinnati	Cincinnati 27, New England 10
1978	Cincinnati	New England 10, Cincinnati 3
1979	Cincinnati	New England 20, Cincinnati 14
1984	New England	New England 20, Cincinnati 14
1985	New England	New England 34, Cincinnati 23
1986	New England	Cincinnati 31, New England 7
1988	New England	New England 27, Cincinnati 21
1990	Cincinnati	Cincinnati 41, New England 6
1991	Cincinnati	Cincinnati 29, New England 7
1992	Cincinnati	Cincinnati 20, New England 10
1993	New England	New England 7, Cincinnati 2

(Patriots Franchise in Boston prior to 1972)

HOUSTON OILERS

September 25 at Houston

November 13 at Cincinnati

Bengals-Oilers Series (RS-24-25-1) (PS-1-0-0)

YEAR	SITE	SCORE
1968	Cincinnati	Houston 27, Cincinnati 17
1969	Houston	Cincinnati 31, Houston 31
1970	Cincinnati	Houston 20, Cincinnati 13
1970	Houston	Cincinnati 30, Houston 20
1971	Houston	Houston 10, Cincinnati 6
1971	Cincinnati	Cincinnati 28, Houston 13
1972	Cincinnati	Cincinnati 30, Houston 7
1972	Houston	Cincinnati 61, Houston 17
1973	Cincinnati	Cincinnati 24, Houston 10
1973	Houston	Cincinnati 27, Houston 24
1974	Cincinnati	Houston 34, Cincinnati 21
1974	Houston	Houston 20, Cincinnati 3
1975	Houston	Cincinnati 21, Houston 19
1975	Cincinnati	Cincinnati 23, Houston 19
1976	Houston	Cincinnati 27, Houston 7
1976	Cincinnati	Cincinnati 31, Houston 27

BENGALS ALL-TIME RESULTS VS. 1994 OPPONENTS

(HOUSTON,...CONT.)

YEAR	SITE	SCORE
1977	Cincinnati	Cincinnati 13, Houston 10
1977	Houston	Houston 21, Cincinnati 16
1978	Cincinnati	Cincinnati 28, Houston 13
1978	Houston	Houston 17, Cincinnati 10
1979	Cincinnati	Houston 30, Cincinnati 27 OT
1979	Houston	Houston 42, Cincinnati 21
1980	Cincinnati	Houston 13, Cincinnati 10
1980	Houston	Houston 23, Cincinnati 3
1981	Houston	Houston 17, Cincinnati 10
1981	Cincinnati	Cincinnati 34, Houston 21
1982	Cincinnati	Cincinnati 27, Houston 7
1982	Houston	Cincinnati 35, Houston 27
1983	Houston	Cincinnati 55, Houston 14
1983	Cincinnati	Cincinnati 38, Houston 10
1984	Cincinnati	Cincinnati 13, Houston 3
1984	Houston	Cincinnati 31, Houston 13
1985	Houston	Houston 44, Cincinnati 27
1985	Cincinnati	Cincinnati 45, Houston 27
1986	Cincinnati	Cincinnati 31, Houston 28
1986	Houston	Houston 32, Cincinnati 28
1987	Cincinnati	Houston 31, Cincinnati 29
1987	Houston	Houston 21, Cincinnati 17
1988	Cincinnati	Cincinnati 44, Houston 21
1988	Houston	Houston 41, Cincinnati 6
1989	Houston	Houston 26, Cincinnati 24
1989	Cincinnati	Cincinnati 61, Houston 7
1990	Houston	Houston 48, Cincinnati 17
1990	Cincinnati	Cincinnati 40, Houston 20
1990	Cincinnati	*Cincinnati 41, Houston 14
1991	Cincinnati	Houston 30, Cincinnati 7
1991	Houston	Houston 35, Cincinnati 3
1992	Cincinnati	Houston 38, Cincinnati 24
1992	Houston	Houston 26, Cincinnati 10
1993	Houston	Houston 28, Cincinnati 12
1993	Cincinnati	Houston 38, Cincinnati 3

*AFC Divisional Playoff Game

MIAMI DOLPHINS

October 2 at Cincinnati

Bengals-Dolphins Series (RS-3-9-0) (PS-0-1-0)

YEAR	SITE	SCORE
1968	Cincinnati	Miami 24, Cincinnati 22
1968	Miami	Cincinnati 38, Miami 21
1969	Cincinnati	Cincinnati 27, Miami 21
1971	Cincinnati	Miami 23, Cincinnati 13
1973	Miami	*Miami 34, Cincinnati 16
1974	Miami	Miami 24, Cincinnati 3
1977	Cincinnati	Cincinnati 23, Miami 17
1978	Miami	Miami 21, Cincinnati 0
1980	Miami	Miami 17, Cincinnati 16
1983	Miami	Miami 38, Cincinnati 14
1987	Cincinnati	Miami 20, Cincinnati 14
1989	Cincinnati	Miami 20, Cincinnati 13
1991	Miami	Miami 37, Cincinnati 13

*AFC Divisional Playoff Game

BENGALS ALL-TIME RESULTS VS. 1994 OPPONENTS

PITTSBURGH STEELERS

October 16 at Pittsburgh

December 4 at Cincinnati

Bengals-Steelers Series (RS-21-26-0)

YEAR	SITE	SCORE
1970	Pittsburgh	Pittsburgh 21, Cincinnati 10
1970	Cincinnati	Cincinnati 34, Pittsburgh 7
1971	Pittsburgh	Pittsburgh 21, Cincinnati 10
1971	Cincinnati	Pittsburgh 21, Cincinnati 13
1972	Cincinnati	Cincinnati 15, Pittsburgh 10
1972	Pittsburgh	Pittsburgh 40, Cincinnati 17
1973	Cincinnati	Cincinnati 19, Pittsburgh 7
1973	Pittsburgh	Pittsburgh 20, Cincinnati 13
1974	Cincinnati	Cincinnati 17, Pittsburgh 10
1974	Pittsburgh	Pittsburgh 27, Cincinnati 3
1975	Cincinnati	Pittsburgh 30, Cincinnati 24
1975	Pittsburgh	Pittsburgh 35, Cincinnati 14
1976	Pittsburgh	Pittsburgh 23, Cincinnati 6
1976	Cincinnati	Pittsburgh 7, Cincinnati 3
1977	Pittsburgh	Pittsburgh 20, Cincinnati 14
1977	Cincinnati	Cincinnati 17, Pittsburgh 10
1978	Cincinnati	Pittsburgh 28, Cincinnati 3
1978	Pittsburgh	Pittsburgh 7, Cincinnati 6
1979	Cincinnati	Cincinnati 34, Pittsburgh 10
1979	Pittsburgh	Pittsburgh 37, Cincinnati 17
1980	Cincinnati	Cincinnati 30, Pittsburgh 28
1980	Pittsburgh	Cincinnati 17, Pittsburgh 16
1981	Cincinnati	Cincinnati 34, Pittsburgh 7
1981	Pittsburgh	Cincinnati 17, Pittsburgh 10
1982	Pittsburgh	Pittsburgh 26, Cincinnati 20 OT
1983	Cincinnati	Pittsburgh 24, Cincinnati 14
1983	Pittsburgh	Cincinnati 23, Pittsburgh 10
1984	Pittsburgh	Pittsburgh 38, Cincinnati 17
1984	Cincinnati	Cincinnati 22, Pittsburgh 20
1985	Pittsburgh	Cincinnati 37, Pittsburgh 24
1985	Cincinnati	Cincinnati 26, Pittsburgh 21
1986	Cincinnati	Cincinnati 24, Pittsburgh 22
1986	Pittsburgh	Pittsburgh 30, Cincinnati 9
1987	Pittsburgh	Pittsburgh 23, Cincinnati 20
1987	Cincinnati	Pittsburgh 30, Cincinnati 16
1988	Pittsburgh	Cincinnati 17, Pittsburgh 12
1988	Cincinnati	Cincinnati 42, Pittsburgh 7
1989	Cincinnati	Cincinnati 41, Pittsburgh 10
1989	Pittsburgh	Cincinnati 26, Pittsburgh 16
1990	Cincinnati	Cincinnati 27, Pittsburgh 3
1990	Pittsburgh	Cincinnati 16, Pittsburgh 12
1991	Cincinnati	Pittsburgh 33, Cincinnati 27 OT
1991	Pittsburgh	Pittsburgh 17, Cincinnati 10
1992	Pittsburgh	Pittsburgh 20, Cincinnati 0
1992	Cincinnati	Pittsburgh 21, Cincinnati 9
1993	Pittsburgh	Pittsburgh 34, Cincinnati 7
1993	Cincinnati	Pittsburgh 24, Cincinnati 16

DALLAS COWBOYS

October 30 at Cincinnati

Bengals-Cowboys Series (RS-2-3-0)

YEAR	SITE	SCORE
1973	Dallas	Dallas 38, Cincinnati 10
1979	Dallas	Dallas 38, Cincinnati 13
1985	Cincinnati	Cincinnati 50, Dallas 24
1988	Dallas	Cincinnati 38, Dallas 24
1991	Dallas	Dallas 35, Cincinnati 23

BENGALS ALL-TIME RESULTS VS. 1994 OPPONENTS

SEATTLE SEAHAWKS

November 6 at Seattle

Bengals-Seahawks Series (RS-6-6-0) (PS-1-0-0)

YEAR	SITE	SCORE
1977	Cincinnati	Cincinnati 42, Seattle 20
1981	Cincinnati	Cincinnati 27, Seattle 21
1982	Cincinnati	Cincinnati 24, Seattle 10
1984	Cincinnati	Seattle 26, Cincinnati 6
1985	Cincinnati	Seattle 28, Cincinnati 24
1986	Cincinnati	Cincinnati 34, Seattle 7
1987	Seattle	Cincinnati 17, Seattle 10
1988	Cincinnati	* Cincinnati 21, Seattle 13
1989	Cincinnati	Seattle 24, Cincinnati 17
1990	Seattle	Seattle 31, Cincinnati 16
1991	Cincinnati	Seattle 13, Cincinnati 7
1992	Seattle	Cincinnati 21, Seattle 3
1993	Cincinnati	Seattle 19, Cincinnati 10

*AFC Divisional Playoff

INDIANAPOLIS COLTS

November 20 at Cincinnati

Bengals-Colts Series (RS-5-8-0) (PS-0-1-0)

YEAR	SITE	SCORE
1970	Baltimore	* Baltimore 17, Cincinnati 0
1972	Cincinnati	Baltimore 20, Cincinnati 19
1974	Baltimore	Cincinnati 24, Baltimore 14
1976	Baltimore	Baltimore 28, Cincinnati 27
1979	Baltimore	Baltimore 38, Cincinnati 28
1980	Cincinnati	Cincinnati 34, Baltimore 33
1981	Baltimore	Cincinnati 41, Baltimore 19
1982	Baltimore	Cincinnati 20, Baltimore 17
1983	Cincinnati	Baltimore 34, Cincinnati 31
1987	Indianapolis	Cincinnati 23, Indianapolis 21
1989	Cincinnati	Indianapolis 23, Cincinnati 12
1990	Cincinnati	Indianapolis 34, Cincinnati 20
1992	Cincinnati	Indianapolis 21, Cincinnati 17
1993	Cincinnati	Indianapolis 9, Cincinnati 6

*AFC Divisional Playoff

(Colts Franchise in Baltimore prior to 1984)

DENVER BRONCOS

November 27 at Denver

Bengals-Broncos Series (RS-6-10-0)

YEAR	SITE	SCORE
1968	Cincinnati	Cincinnati 24, Denver 10
1968	Denver	Denver 10, Cincinnati 7
1969	Cincinnati	Denver 30, Cincinnati 23
1969	Denver	Denver 27, Cincinnati 16
1971	Denver	Cincinnati 24, Denver 10
1972	Cincinnati	Cincinnati 21, Denver 10
1973	Denver	Denver 28, Cincinnati 10
1975	Denver	Cincinnati 17, Denver 16
1976	Cincinnati	Cincinnati 17, Denver 7
1977	Cincinnati	Denver 24, Cincinnati 13
1979	Denver	Denver 10, Cincinnati 0
1981	Cincinnati	Cincinnati 38, Denver 21
1983	Denver	Denver 24, Cincinnati 17
1984	Denver	Denver 20, Cincinnati 17
1986	Denver	Denver 34, Cincinnati 28
1991	Denver	Denver 45, Cincinnati 14

BENGALS ALL-TIME RESULTS VS. 1994 OPPONENTS

NEW YORK GIANTS

December 11 at East Rutherford, N.J.
Bengals-Giants Series (RS-4-0-0)

YEAR	SITE	SCORE
1972	Cincinnati	Cincinnati 13, N.Y. Giants 10
1977	Cincinnati	Cincinnati 30, N.Y. Giants 13
1985	Cincinnati	Cincinnati 35, N.Y. Giants 30
1991	Cincinnati	Cincinnati 27, N.Y. Giants 24

ARIZONA CARDINALS

December 18 at Phoenix
Bengals-Cardinals Series (RS-3-1-0)

YEAR	SITE	SCORE
1973	Cincinnati	Cincinnati 42, St. Louis 24
1979	Cincinnati	Cincinnati 34, St. Louis 28
1985	St. Louis	St. Louis 41, Cincinnati 27
1988	Cincinnati	Cincinnati 21, Phoenix 14

(Cardinals Franchise in St. Louis prior to 1988 when it was moved to Phoenix. Team name was changed from Phoenix to Arizona in 1994.)

PHILADELPHIA EAGLES

December 24 at Cincinnati
Bengals-Eagles Series (RS-5-1-0)

YEAR	SITE	SCORE
1971	Cincinnati	Cincinnati 37, Philadelphia 14
1975	Philadelphia	Cincinnati 31, Philadelphia 0
1979	Cincinnati	Cincinnati 37, Philadelphia 13
1982	Philadelphia	Cincinnati 18, Philadelphia 14
1988	Philadelphia	Cincinnati 28, Philadelphia 24
1991	Philadelphia	Philadelphia 17, Cincinnati 10



BENGALS ALL-TIME RESULTS VS. 1994 OPPONENTS

PRESEASON

TAMPA BAY BUCCANEERS

August 6 at Tampa Bay

Bengals-Bucs Preseason Series (4-5-0)

YEAR	SITE	SCORE
1976	Tampa Bay	Cincinnati 24, Tampa Bay 13
1977	Cincinnati	Cincinnati 45, Tampa Bay 0
1978	Tampa Bay	Tampa Bay 17, Cincinnati 0
1979	Cincinnati	Tampa Bay 24, Cincinnati 14
1980	Tampa Bay	Tampa Bay 20, Cincinnati 14
1981	Tampa Bay	Cincinnati 24, Tampa Bay 17
1984	Tampa Bay	Tampa Bay 21, Cincinnati 13
1987	Tampa Bay	Cincinnati 31, Tampa Bay 30
1990	Tampa Bay	Tampa Bay 30, Cincinnati 17

INDIANAPOLIS COLTS

August 13 at Cincinnati

Bengals-Colts Preseason Series (3-0-0)

YEAR	SITE	SCORE
1985	Indianapolis	Cincinnati 31, Indianapolis 21
1992	Cincinnati	Cincinnati 20, Indianapolis 0
1993	Indianapolis	Cincinnati 24, Indianapolis 7

PHILADELPHIA EAGLES

August 20 at Philadelphia

Bengals-Eagles Preseason Series (4-3-0)

YEAR	SITE	SCORE
1972	Philadelphia	Cincinnati 34, Philadelphia 20
1973	Cincinnati	Cincinnati 45, Philadelphia 21
1974	Cincinnati	Cincinnati 35, Philadelphia 21
1975	Philadelphia	Philadelphia 30, Cincinnati 20
1991	Cincinnati	Philadelphia 29, Cincinnati 24
1992	Philadelphia	Philadelphia 27, Cincinnati 17
1993	Cincinnati	Cincinnati 23, Philadelphia 3

DETROIT LIONS

August 26 at Cincinnati

Bengals-Lions Preseason Series (13-11-0)

YEAR	SITE	SCORE
1970	Cincinnati	Detroit 31, Cincinnati 14
1971	Detroit	Cincinnati 31, Detroit 24
1972	Cincinnati	Cincinnati 28, Detroit 20
1973	Detroit	Cincinnati 17, Detroit 10
1974	Cincinnati	Cincinnati 27, Detroit 14
1975	Detroit	Cincinnati 22, Detroit 14
1976	Cincinnati	Cincinnati 26, Detroit 14
1977	Detroit	Cincinnati 17, Detroit 13
1978	Cincinnati	Detroit 14, Cincinnati 10
1979	Detroit	Cincinnati 40, Detroit 28
1980	Cincinnati	Detroit 15, Cincinnati 10
1981	Cincinnati	Cincinnati 30, Detroit 21
1982	Cincinnati	Detroit 27, Cincinnati 23
1983	Detroit	Detroit 34, Cincinnati 7
1984	Cincinnati	Cincinnati 35, Detroit 14
1985	Detroit	Detroit 31, Cincinnati 17
1986	Cincinnati	Detroit 30, Cincinnati 20
1987	Detroit	Detroit 23, Cincinnati 9
1988	Cincinnati	Cincinnati 24, Detroit 7
1989	Detroit	Cincinnati 35, Detroit 3
1990	Cincinnati	Detroit 26, Cincinnati 24
1991	Detroit	Detroit 24, Cincinnati 20
1992	Cincinnati	Cincinnati 34, Detroit 17
1993	Detroit	Detroit 30, Cincinnati 7

CINCINNATI BENGLS DRAFT CHOICES

1994

RD.	PLAYER	POS.	COLLEGE	SEL.#
1	Dan Wilkinson	DT	Ohio State	1
2	Darnay Scott	WR	San Diego State	30
3	Jeff Cothran	FB	Ohio State	66
3a	Steve Shine	OLB	Northwestern	86
4	Corey Sawyer	CB	Florida State	104
5	Trent Pollard	OT	E. Washington	132
6	Kimo von Oelhoffen	DT	Boise State	162
6a	Jerry Reynolds	OT	Nevada-Las Vegas	184
7	Ramondo Stallings	DE	San Diego State	195

1993

RD.	PLAYER	POS.	COLLEGE	SEL.#
1	John Copeland	DE	Alabama	5
2	Tony McGee	TE	Michigan	37
3	Steve Tovar	LB	Ohio State	59
3a	Ty Parten	DT	Arizona	63
4	Marcello Simmons	CB	SMU	90
5	Forey Duckett	CB	Nevada-Reno	117
6	Tom Scott	T	East Carolina	148
7	Lance Gunn	S	Texas	175
8	Doug Pelfrey	K	Kentucky	202

1992

RD.	PLAYER	POS.	COLLEGE	SEL.#
1	David Klingler	QB	Houston	6
1a	Darryl Williams	S	Miami (Fla.)	28
2	Carl Pickens	WR	Tennessee	31
3	Leonard Wheeler	CB	Troy State	84
4	Ricardo McDonald	LB	Pittsburgh	88
5	Craig Thompson	TE	N. Carolina A&T	115
6	Chris Burns	DE	Middle Tenn. St.	142
7	Lance Olberding	T	Iowa	172
8	Roosevelt Nix	DE	Central St. (Ohio)	199
9	Ostell Miles	RB	Houston	226
10	Horace Smith	CB	Oregon Tech	256
11	John Earle	OL	Western Illinois	283
12	Eric Shaw	LB	Louisiana Tech	310

1991

RD.	PLAYER	POS.	COLLEGE	SEL.#
1	Alfred Williams	LB	Colorado	18
2	Lamar Rogers	DE	Auburn	52
3	Bob Dahl	DE	Notre Dame	72
4	Donald Hollas	QB	Rice	99
4a	Rob Carpenter	WR	Syracuse	109
5	Mike Arthur	C	Texas A & M	130
6	Richard Fain	CB	Florida	157
7	Fernandus Vinson	S	North Carolina State	184
8	Mike Dingle	RB	South Carolina	211
9	Shane Garrett	WR	Texas A & M	241
10	Jim Lavin	T	Georgia Tech	263
11	Chris Smith	TE	Brigham Young	295
12	Antoine Bennett	CB	Florida A & M	322

1990

RD.	PLAYER	POS.	COLLEGE	SEL.#
1	James Francis	LB	Baylor	12
2	Harold Green	RB	South Carolina	38
3	Bernard Clark	LB	Miami (Fla.)	65
4	Mike Brennan	T	Notre Dame	91
5	Lynn James	WR	Arizona State	122
6	Don Odegard	CB	UNLV	150
7	Craig Ogletree	LB	Auburn	177
8	Doug Wellsandt	TE	Washington State	204
9	Mitchell Price	CB	Tulane	234
10	Eric Crigler	T	Murray State	261
11	Tim O'Connor	T	Virginia	288
12	Andre Riley	WR	Washington	314

CINCINNATI BENGALS DRAFT CHOICES

1989

RD.	PLAYER	POS.	COLLEGE	SEL.#
1	Cincinnati traded first round selection to Atlanta for its seventh pick in the second round, fifth in the fourth and fifth in the 10th.			
2	Eric Ball	RB	UCLA	35
2a	Freddie Childress	G	Arkansas	55
3	Erik Wilhelm	QB	Oregon State	83
4	Kerry Owens	LB	Arkansas	89
4a	Rob Woods	T	Arizona	111
5	Natu Tuatagaloa	NT	California	138
6	Craig Taylor	RB	West Virginia	166
7	Kendal Smith	WR	Utah State	194
8	Chris Chenault	LB	Kentucky	222
9	Richard Stephens	T	Tulsa	250
10	Cornell Holloway	CB	Pittsburgh	256
10a	Bob Jean	QB	New Hampshire	278
11	Dana Wells	NT	Arizona	306
12	Scott Jones	T	Washington	334

1988

RD.	PLAYER	POS.	COLLEGE	SEL.#
1	Rickey Dixon	CB	Oklahoma	5
2	Elbert "Ickey" Woods	RB	Nevada-Las Vegas	31
3	Kevin Walker	LB	Maryland	57
4	David Grant	NT	West Virginia	84
5	Herb Wester	T	Iowa	114
6	Paul Jetton	OL	Texas	141
7	Richard Romer	LB	Union (N.Y.)	168
8	Curtis Maxey	NT	Grambling St.	195
9	Brandy Wells	DB	Notre Dame	226
10	Ellis Dillahunt	DB	East Carolina	253
11	Paul Hickert	K	Murray State	280
12	Carl Parker	WR	Vanderbilt	307

1987

RD.	PLAYER	POS.	COLLEGE	SEL.#
1	Jason Buck	DE	Brigham Young	17
2	Eric Thomas	CB	Tulane	49
3	Leonard Bell	FS	Indiana	76
3a	Skip McClendon	DE	Arizona State	77
4	Jim Riggs	TE	Clemson	103
5	Marc Logan	RB	Kentucky	130
5a	Greg Horne	P-PK	Arkansas	139
6	Sonny Gordon	FS	Ohio State	157
7	Chris Thatcher	G-C	Lafayette	188
8	Solomon Wilcots	CB	Colorado	215
9	Craig Raddatz	LB	Wisconsin	242
10	David McCluskey	RB	Georgia	269
11	Jim Warne	T	Arizona State	296
12	Johnathan Holifield	RB	West Virginia	328

1986

RD.	PLAYER	POS.	COLLEGE	SEL.#
1	Joe Kelly	LB	Washington	11
1a	Tim McGee	WR	Tennessee	21
2	Lewis Billups	CB	North Alabama	38
3	Jim Skow	DE	Nebraska	58
3a	Mike Hammerstein	DE	Michigan	65
3b	David Fulcher	S	Arizona State	78
4	Eric Kattus	TE	Michigan	91
4a	Doug Gaynor	QB	Cal State-Long Beach	99
5	Leon White	LB	Brigham Young	123
6	Gary Hunt	CB	Memphis State	152
7	Pat Franklin	RB	Southwest Texas State	177
8	David Douglas	T	Tennessee	204
9	Cary Whittingham	LB	Brigham Young	230
10	Jeff Shaw	NT	Salem College	262
11	Tim Stone	T	Kansas State	289
11a	Tom Flaherty	LB	Northwestern	294
12	Steve Bradley	QB	Indiana	316

CINCINNATI BENGALS DRAFT CHOICES

1985

RD.	PLAYER	POS.	COLLEGE	SEL.#
1	Eddie Brown	WR	Miami (Fla.)	13
1a	Emanuel King	LB	Alabama	25
2	Carl Zander	LB	Tennessee	43
3	Sean Thomas	CB	Texas Christian	70
4	Anthony Tuggle	CB	Nicholls State	97
5	Anthony Degrate	NT	Texas	127
5a	Lee Davis	CB	Mississippi	129
6	Eric Stokes	T	Northeastern	148
6a	Keith Lester	TE	Murray State	154
7	Kim Locklin	RB	New Mexico State	172
7a	Joe Walter	T	Texas Tech	181
8	Dave Strobel	LB	Iowa	211
9	Keith Cruise	DE	Northwestern	238
10	Bernard King	LB	Syracuse	265
11	Harold Stanfield	TE	Mississippi College	296
12	Louis Garza	T	New Mexico State	322

1984

RD.	PLAYER	POS.	COLLEGE	SEL.#
1	Ricky Hunley	LB	Arizona	7
1a	Pete Koch	DE	Maryland	16
1b	Brian Blados	OL	North Carolina	28
2	Boomer Esiason	QB	Maryland	38
3	Stanford Jennings	RB	Furman	65
4	John Farley	RB	Cal State-Sacramento	92
5	Barney Bussey	DB	South Carolina State	119
6	Don Kern	TE	Arizona State	150
7	Leo Barker	LB	New Mexico State	177
8	Bruce Reimers	T	Iowa State	204
9	Bruce Kozerski	OL	Holy Cross	231
10	Aaron Jackson	LB	North Carolina	262
10a	Brent Ziegler	RB	Syracuse	265
11	Steve McKeaver	RB	Central State (Okla.)	289
12	Steve Racquet	LB	Holy Cross	316

1983

RD.	PLAYER	POS.	COLLEGE
1	Dave Rimington	C	Nebraska
2	Ray Horton	CB	Washington
3	Jimmy Turner	CB	UCLA
4	Steve Maidlow	LB	Michigan State
5	Jeff Christensen	QB	Eastern Illinois
6	Kiki DeAyala	LB	Texas
6a	Larry Kinnebrew	RB	Tennessee State
7	James Griffin	S	Middle Tennessee
8	Mike Martin	WR	Illinois
9	Stanley Wilson	RB	Oklahoma
10	Tim Krumrie	NT	Wisconsin
11	Gary Williams	WR	Ohio State
12	Andre Young	LB	Bowling Green

1982

RD.	PLAYER	POS.	COLLEGE
1	Glen Collins	DE	Mississippi State
2	Emanuel Weaver	NT	South Carolina
3	Rodney Holman	TE	Tulane
4	Rodney Tate	RB	Texas
5	Paul Sorensen	DB	Washington State
6	Arthur King	NT	Grambling
7	Ben Needham	LB	Michigan
8	Kari Yli-Renko	T	Cincinnati
9	James Bennett	WR	NW Louisiana
10	Larry Hogue	CB	Utah State
11	Russell Davis	RB	Idaho
12	Dan Feraday	QB	Toronto

CINCINNATI BENGALS DRAFT CHOICES

1981

RD.	PLAYER	POS.	COLLEGE
1	David Verser	WR	Kansas
2	Cris Collinsworth	WR	Florida
3	John Simmons	CB	SMU
4	Guy Frazier	LB	Wyoming
5	Benjie Pryor	TE	Pittsburgh
6	Rex Robinson	PK	Georgia
7	Jeff Schuh	LB	Minnesota
8	Bobby Kemp	S	Fullerton
9	Jim Hannula	OL	No. Illinois
9a	Samoa Samoa	RB	Washington State
10	Hubert Simpson	RB	Tennessee
11	Robert Jackson	S	Central Michigan
12	Mark O'Connell	QB-K	Ball State

1980

RD.	PLAYER	POS.	COLLEGE
1	Anthony Munoz	T	USC
2	Kirby Criswell	LB	Kansas
3	Rod Horn	DL	Nebraska
4	Bill Glass	G	Baylor
5	Bryan Hicks	S	McNeese State
6	Jo Jo Heath	KR-DB	Pittsburgh
6a	Andrew Melontree	LB	Baylor
7	Ron Simpkins	LB	Michigan
7a	Gary Don Johnson	DT	Baylor
8	Mark Lyles	RB	Florida State
9	Greg Bright	S	Morehead
10	Sandro Vitiello	K	Massachusetts
11	Alton Alexis	WR	Tulane
12	Mike Wright	QB	Vanderbilt

1979

RD.	PLAYER	POS.	COLLEGE
1	Jack Thompson	QB	Washington State
1a	Charles Alexander	RB	LSU
2	Dan Ross	TE	Northeastern
3	Barney Cotton	G	Nebraska
4	James White	DT	Albany State
4a	Vaughn Lusby	CB	Arkansas
5	Casey Merrill	DE	Cal-Davis
6	Steve Kreider	WR	Lehigh
7	Max Montoya	T	UCLA
8	Howie Kurnick	LB	Cincinnati
9	Scott Burk	S	Oklahoma State
10	Nathan Poole	RB	Louisville
11	Ken Bungarda	DE	Missouri
12	Jim Browner	S	Notre Dame

1978

RD.	PLAYER	POS.	COLLEGE
1	Ross Browner	DE	Notre Dame
1a	Blair Bush	C	Washington
2	Ray Griffin	CB	Ohio State
2a	Deacon Turner	RB	San Diego State
3	Ted Vincent	DT	Wichita State
3a	Don Bass	WR	Houston
4	Dennis Law	WR	E. Tennessee State
5	Tom Dinkel	LB	Kansas
5a	Rob Hertel	QB	USC
6	Steve Geise	RB	Penn State
7	Joe Branson	S	Livingston (N. C.)
7a	Danny Bass	T	Elon (N. C.)
8	Bill Miller	T	Western Illinois
9	Ron Shumon	LB	Wichita State
10	Tom DePaso	LB	Penn State
11	Cal Prince	RB	Louisville
11a	Mark Donahue	G	Michigan
12	Kim Featsent	WR	Kent State

CINCINNATI BENGALS DRAFT CHOICES

1977

RD.	PLAYER	POS.	COLLEGE
1	Eddie Edwards	DE	Miami (Fla.)
1a	Wilson Whitley	DT	Houston
1b	Mike Cobb	TE	Michigan State
2	Pete Johnson	RB	Ohio State
3	Mike Voight	RB	North Carolina
4	Rick Walker	TE	UCLA
4a	Mike Wilson	T	Georgia
4b	Jerry Anderson	CB	Oklahoma
5	Ray Phillips	LB	Nebraska
6	Tom Duniven	QB	Texas Tech
7	Louis Breeden	DB	N. Carolina Central
7a	Jim Corbett	TE	Pittsburgh
8	Jose Saint-Victor	G	Syracuse
9	Willie Zackery	WR	Central State
10	Bob Bialik	P	Hillsdale (Mich.)
11	Joel Parrish	G	Georgia
11a	Carl Allen	DB	Southern Mississippi
12	Alex Percival	WR	Morehouse (Ga.)

1976

RD.	PLAYER	POS.	COLLEGE
1	Billy Brooks	WR	Oklahoma
1a	Archie Griffin	RB	Ohio State
2	Glen Bujnoch	G	Texas A & M
2a	Chris Bahr	PK	Penn State
3	Danny Reece	DB	USC
3a	Reggie Williams	LB	Dartmouth
4	Tony Davis	RB	Nebraska
4a	Greg Fairchild	T-G	Tulsa
5	Willie Shelby	DB-WR	Alabama
5a	Scott Perry	DB	Williams
6	Orlando Nelson	TE	Utah State
7	Bob Bateman	QB	Brown
7a	Carmen P. Rome	DB	Miami (Ohio)
7b	Ken Kuhn	LB	Ohio State
8	Ron Hunt	T	Oregon
9	Donnie Allgood	WR	Syracuse
10	Tom Klaban	K	Ohio State
11	Melvin Morgan	DB	Mississippi Valley
12	Joe Dale Harris	WR	Alabama
13	Randy Walker	RB	Miami (Ohio)
14	Greg Coleman	P-PK	Florida A & M
15	Lynn Hieber	QB	Indiana (Pa.)
16	George Demopoulos	C	Miami (Fla.)
17	Scott Dannelley	T-G	Ohio State

1975

RD.	PLAYER	POS.	COLLEGE
1	Glenn Cameron	LB	Florida
2	Al Krevis	T	Boston College
3	Gary Burley	DE	Pittsburgh
3a	Gary Sheide	QB	Brigham Young
3b	Bo Harris	LB	LSU
4	Stan Fritts	RB	North Carolina St.
5	Pat McNally	P-WR	Harvard
5a	Jeff West	P-TE	Cincinnati
6	Tom Shuman	QB	Penn State
6a	Rollen Smith	CB	Arkansas
7	Cris Devlin	LB	Penn State
8	Ricky Davis	S	Alabama
9	Greg Dubinetz	G	Yale
9a	Lofell Williams	WR-RB	Virginia Union
10	Rocky Felker	DE	Mississippi State
11	Marvin Cobb	CB	USC
12	Jack Novak	TE	Wisconsin
13	Ron Rosenberg	LB	Montana
14	Frank Haywood	DT	North Carolina St.
15	Greg Enright	PK	Southern Oregon
16	John Tuttle	WR	Kansas State
17	Elvin Charity	CB	Yale

CINCINNATI BENGALS DRAFT CHOICES

1974

RD.	PLAYER	POS.	COLLEGE
1	Bill Kollar	DT	Montana State
2	Charles Davis	RB	Colorado
3	Dave Lapham	T	Syracuse
3a	Evan Jolitz	LB	Cincinnati
4	Mike Boryla	QB	Stanford
4a	Daryl White	G	Nebraska
4b	Richard Williams	WR	Abilene Christian
5	Haskel Stanback	RB	Tennessee
5a	Richard Bishop	DT	Louisville
6	Robin Sinclair	DB	Washington State
6a	William Bryant	DB	Grambling
7	Ken Sawyer	DB	Syracuse
8	John McDaniel	WR	Lincoln
9	Ed Johnson	DE	SMU
10	Chuck Herd	WR	Penn State
11	Ed Kezirian	T	UCLA
12	Rudy McClinton	DB	Xavier
13	Ted Jornov	LB	Iowa State
14	Mike Phillips	DE	Cornell
15	Isaac Jackson	RB	Kansas State
16	Daryl Bishop	DB	Kentucky

1973

RD.	PLAYER	POS.	COLLEGE
1	Isaac Curtis	WR	San Diego State
2	Al Chandler	TE	Oklahoma
3	Tim George	WR	Carson-Newman
4	None		
5	Bob McCall	RB	Arizona
6	Bob Jones	CB	Virginia State
7	Bob Maddox	DT-DE	Frostburg State
8	Joe Wilson	RB	Holy Cross
9	John Dampeer	G	Notre Dame
10	Lenvil Elliott	RB	NE Missouri State
11	William Montgomery	DB	Morehouse (Ga.)
12	Boobie Clark	RB	Bethune-Cookman
13	Brooks West	DT	Texas-El Paso
14	Hurles Scales	DB	North Texas State
15	Ted McNulty	QB	Indiana
16	Harry Unger	RB	Auburn
17	Wayne Estabrook	QB	Whittier

1972

RD.	PLAYER	POS.	COLLEGE
1	Sherman White	DE	California
2	Tommy Casanova	DB	LSU
3	Jim LeClair	LB	North Dakota
4	Bernard Jackson	DB	Washington State
5	Tom DeLeone	C	Ohio State
6	None		
7	Steve Conley	LB	Kansas
8	Dan Kratzer	WR	Missouri Valley
9	Stan Walters	T	Syracuse
10	Brian Foster	CB	Colorado
11	Kent Pedersen	TE	Cal-Santa Barbara
12	Rick Wegis	S	Cal Poly
13	James Hamilton	P-QB	Arkansas State
14	Steve Porter	WR	Indiana
15	Hosea Minneweather	DT	Jackson State
16	John Weigman	WR	Cal Poly-Pomona
17	Dave Green	P	Ohio U.

CINCINNATI BENGALS DRAFT CHOICES

1971

RD.	PLAYER	POS.	COLLEGE
1	Vernon Holland	T	Tennessee State
2	Steve Lawson	G	Kansas
3	Ken Anderson	QB	Augustana (Ill.)
4	Fred Willis	RB	Boston College
5	Arthur May	DE	Tuskegee
6	None		
7	Neil Craig	S	Fisk
8	Fred Herring	CB	Tennessee State
9	Gary Gustafson	LB	Montana State
10	Jack Stambaugh	G	Oregon
11	Ed Marshall	WR	Cameron State
12	J. Rod Hayden	DE	Memphis State
13	David Knapman	TE	Central Washington
14	Irvin Mallory	DB	Virginia Union
15	Bob Thomas	RB	Arizona State
16	Mark Depevc	LB	Ohio State
17	Sam Pearson	CB	Western Kentucky

1970

RD.	PLAYER	POS.	COLLEGE
1	Mike Reid	DT	Penn State
2	Ron Carpenter	DT	North Carolina St.
3	Chip Bennett	LB	Abilene Christian
4	Joe Stephens	G	Jackson State
4a	Billie Hayes	DB	San Diego State
5	None		
6	Sandy Durko	S	USC
7	Lamar Parrish	CB	Lincoln U. (Mo.)
8	Bill Trout	DT	Miami (Fla.)
9	Bill Bolden	RB	UCLA
10	Nick Roman	LB	Ohio State
11	Sam Wallace	T	Grambling
12	Tom Truesdell	DE	Ohio Wesleyan
13	Paul Dunn	RB	U.S. International
14	Joe Johnson	WR	J.C. Smith
15	Marvin Weeks	DB	Alcorn A & M
16	Larry Ely	LB	Iowa
17	Richard Lee Smith	RB	Washington

1969

RD.	PLAYER	POS.	COLLEGE
1	Greg Cook	QB	Cincinnati
2	Bill Bergey	LB	Arkansas State
3	"Speedy" Thomas	WR	Utah
3a	Dale Livingston	P-PK	Western Michigan
4	Clem Turner	RB	Cincinnati
5	Guy Dennis	G	Florida
6	Ken Riley	CB	Florida A & M
7	Royce Berry	DE	Houston
8	Tim Buchanan	LB	Hawaii
9	Mike Stripling	RB	Tulsa
10	Steve Howell	TE	Ohio State
11	Mark Stewart	S	Georgia
12	Lonnie Paige	DT	North Carolina St.
013	Chuck Benson	WR	Southern Ill.
14	Mike Wilson	RB	Dayton
15	Bill Shoemaker	PK	Stanford
16	Bill Schmitt	LB	Missouri
17	Terry Story	T	Georgia Tech

CINCINNATI BENGALS DRAFT CHOICES

1968

RD.	PLAYER	POS.	COLLEGE
1	Bob Johnson	C	Tennessee
2	Bill Staley	DE-T	Utah State
2a	Tom Smiley	RB	Lamar Tech
3	Gary Davis	QB	Vanderbilt
3a	Paul Robinson	RB	Arizona
4	Jesse Phillips	DB	Michigan State
4a	Warren McVea	RB	Houston
5	Dave Middendorf	G	Washington State
5a	Al Beauchamp	LB	Southern U.
6	Howard Fest	T	Texas
6a	Bill Kendricks	DT	Alabama A & M
6b	John Neidert	LB	Louisville
6c	Dewey Warren	QB	Tennessee
6d	Essex Johnson	RB	Grambling
6e	Elmo Maples	WR	Southern U.
6f	Sidney Ellis	DB	Jackson State
6g	Monk Williams	RB	Arkansas A & M
6h	Jim Johnson	DB	So. Carolina State
7	Steve Smith	TE	Miami (Fla.)
7a	Wes Bean	LB	Grambling
8	Harry Gunner	LB	Oregon State
8a	Ed Brantley	T	No. Texas State
9	Phil Johnson	DB	Long Beach State
9a	Steve Hanrahan	DT	Weber State
10	Wayne Patrick	RB	Louisville
10a	James Russell	TE	North Texas State
11	Wally Scott	CB	Arizona
11a	Jeff Banks	LB	U. of Pacific
12	Bob Trumpy	TE	Utah
12a	Harold Jones	T	Grambling
13	James Bivins	LB	Texas Southern
13a	Ted Washington	RB	San Diego State
14	Les Webster	RB	Iowa State
14a	Steve Lewicke	DE	Texas-El Paso
15	Harvey Palmore	G	Morgan State
15a	Joe Mira	WR	Miami (Fla.)
16	James Williams	DB	Alcorn A & M
16a	Brown Marks	LB	Indiana
17	Don Manning	LB	UCLA
17a	James Smith	TE	Jackson State

43 IN A ROW

The Cincinnati Bengals' longest sellout streak of regular and post-season games at Riverfront Stadium is 43. The sellout streak began with the opening game against Phoenix in 1988, the season the Bengals won the American Football Conference championship and met the San Francisco 49ers in Super Bowl XXIII. The final game of the streak was the home finale against Indianapolis in 1992.

CINCINNATI BENGALS ALUMNI LIST 1968-93

SCHOOL	PLAYERS	SCHOOL	PLAYERS
Abilene Christian	2	Hawaii	2
Alabama	4	Holy Cross.....	2
Alabama A&M	1	Houston	7
Albany State	1	Idaho	3
Alcorn A&M	1	Illinois	4
Appalachian State.....	1	Indiana	4
Arizona	2	Iowa	2
Arizona State	7	Iowa State	4
Arkansas	3	Jackson State.....	2
Arkansas State	1	Johnson C. Smith.....	1
Arkansas AM & N.....	2	Kansas	5
Auburn	5	Kansas State	3
Augustana, Illinois.....	1	Kentucky	4
Augustana, S.D.	1	Lafayette.....	1
Ball State	1	Lamar Tech	1
Baylor.....	2	Langston	1
Bethune Cookman.....	2	Lehigh	1
Boise State	1	Liberty	1
Boston.....	1	Lincoln	2
Boston College	3	Long Beach State	1
Bowling Green.....	2	Los Angeles State.....	2
Brigham Young	5	Louisiana.....	1
Buffalo.....	1	LSU	4
California	3	Louisiana Tech	2
Cal-Fullerton.....	2	Louisville.....	4
Cal-Sacramento	1	Maine	2
Cal State-Long Beach.....	1	Mankato State	1
Cameron	1	Marshall	2
Carroll College.....	1	Maryland	2
Carson-Newman	1	Massachusetts	2
Catawba	1	McNeese State	1
Central Michigan	2	McMurray	1
Central State (Ohio).....	1	Miami (Fla).....	7
Chico State	1	Miami (Ohio).....	7
Cincinnati	7	Middle Tennessee.....	1
Colorado	5	Memphis State	1
Colorado State	1	Michigan	7
Clemson.....	2	Michigan State	4
Dartmouth.....	1	Michigan Tech.....	1
Davidson	1	Milliken.....	1
Dayton.....	1	Minnesota	2
Earlham College	1	Mississippi.....	3
East Carolina	1	Mississippi State.....	1
East Tennessee State.....	1	Mississippi Valley St.	2
Eastern Illinois.....	1	Missouri.....	1
Eastern Michigan	2	Montana.....	1
Eastern Washington	1	Montana State.....	1
Evansville	1	Morehead State	3
Findlay.....	2	Murray State	1
Fisk.....	1	Nebraska	8
Florida	5	Nevada-Las Vegas.....	1
Florida A&M	3	New Mexico State	2
Fresno State	2	North Alabama	2
Frostburg State	1	North Carolina.....	3
Furman.....	2	North Carolina A & T	2
Georgia.....	2	North Carolina State.....	3
Grambling	7	North Carolina Central.....	1
Harvard	1	North Dakota.....	1

CINCINNATI BENGALS ALUMNI LIST 1968-93

SCHOOL	PLAYERS	SCHOOL	PLAYERS
North Dakota State	1	Taylor	1
Northeastern	1	Tennessee	6
Northwestern	1	Tennessee State	6
Northwestern, La	1	Texas	4
Northern Illinois	3	Texas A & I	1
Northern Michigan	1	Texas A & M	4
N.E. Missouri State	1	Texas Southern	1
N.W. Iowa	1	Texas Tech	2
N.W. Oklahoma	1	TCU	3
Notre Dame	4	Toledo	3
N.Y. Tech	1	Troy State	1
Ohio	1	Tufts	1
Ohio State	12	Tulane	4
Oklahoma	6	Tulsa	1
Oklahoma State	2	UCLA	6
Oregon	5	Union	1
Oregon State	1	USC	5
Pacific	2	U.S. International	2
Penn State	5	Utah	4
Pittsburgh	6	Utah State	1
Princeton	1	Vanderbilt	1
Purdue	1	Virginia Tech	2
Rice	1	Virginia Union	2
Salem College	1	Wake Forest	1
Samford	1	Washington	4
San Diego State	5	Washington State	6
San Jose State	4	West Chester	1
Southern	1	West Virginia	6
Southern Illinois	1	Western Illinois	1
South Arkansas	2	Western Kentucky	1
South Carolina State	2	Western Michigan	1
South Carolina	5	Williams	1
South Dakota	1	Wisconsin	2
Southern Mississippi	1	Wooster	1
S.W. Texas State	2	Wyoming	1
SMU	5	Xavier	1
Stanford	5	Yale	1
Syracuse	6	No College	3

PB AND THE HALL OF FAME

Paul Brown, vice president and general manager of the Cincinnati Bengals, was enshrined in the Pro Football Hall of Fame in 1967. Thirteen of the players he coached for the Cleveland Browns are in the Pro Football Hall of Fame. They are: Doug Atkins, DE, 1953-1954; Jim Brown, FB, 1957-65; Willie Davis, DE, 1958-59; Len Dawson, QB, 1960-61; Len Ford, WR, 1948-58; Frank Gatski, C, 1946-56; Lou Groza, T-PK, 1946-59; Dante Lavelli, WR, 1946-56; Mike McCormack, T, 1954-62; Bobby Mitchell, RB-WR, 1958-61; Marion Motley, FB-LB, 1946-55, and Bill Willis, G, 1946-53.

Former assistant coaches under Paul Brown who are in the Hall of Fame are Weeb Ewbank and Bill Walsh. Also in the Hall of Fame is Forrest Gregg, hired by Brown as Bengals head coach in 1980.

CINCINNATI BENGLS ALLTIME ROSTER

NAME	POSITION	YEARS	COLLEGE
Adams, Doug	LB	1971-74	Ohio State
Alexander, Charles	RB	1979-85	LSU
Alexis, Alton	WR	1980	Tulane
Amsler, Martin	DE	1970	Evansville
Anderson, Ken	QB	1971-86	Augustana, Ill.
Anderson, Jerry	S	1977	Oklahoma
Archer, Dan	T	1968	Oregon
Arthur, Mike	C	1991	Texas A&M
Aronson, Doug	G	1987	San Diego State
Avery, Ken	LB	1969-74	So. Mississippi
Baccaglio, Martin	DE	1968-70	San Jose State
Bacon, Coy	DE	1976-77	Jackson State
Bahr, Chris	PK	1976-79	Penn State
Ball, Eric	RB	1989-93	UCLA
Banks, Estes	RB	1968	Colorado
Barber, Chris	S	1987-89	North Carolina A&T
Barber, Mike	WR	1990-92	Marshall
Barker, Leo	LB	1984-91	New Mexico State
Bass, Don	TE	1978-81	Houston
Beauchamp, Al	LB	1968-75	Southern U.
Bell, Leonard	S	1987	Indiana
Benjamin, Ryan	RB	1993	Pacific
Bennett, Antoine	CB	1991	Florida A&M
Bennett, Ben	QB	1987	Duke
Bentley, Ray	LB	1992	Central Michigan
Bergey, Bill	LB	1969-73	Arkansas
Berry, Royce	DE	1969-75	Houston
Berthusen, Bill	DE	1987	Iowa State
Billups, Lewis	CB	1986-91	North Alabama
Blackwood, Lyle	S	1973-75	TCU
Blados, Brian	T	1984-91	North Carolina
Borders, Nate	S	1987	Indiana
Boyarsky, Jerry	NT	1982-85	Pittsburgh
Brabham, Dan	LB	1968	Hawaii
Bradley, Chuck	T	1993	Kentucky
Brady, Ed	LB	1986-91	Illinois
Breech, Jim	K	1980-92	California
Breeden, Louis	CB	1978-87	N. Carolina Central
Breen, Adrian	QB	1987	Morehead State
Brennan, Brian	WR	1992	Boston College
Brennan, Mike	T	1990	Notre Dame
Bright, Greg	S	1980-81	Morehead State
Brim, Mike	CB	1993	Virginia Union
Brooks, Billy	WR	1976-79	Oklahoma
Brooks, James	RB	1984-91	Auburn
Brown, Bob	DT	1975-76	Arkansas AM&N
Brown, Eddie	WR	1985-91	Miami, Fla.
Brown, Ken	WR	1987	South Arkansas
Brown, Tom	WR	1987	Augustana (S.D.)
Browner, Jim	S	1979	Notre Dame
Browner, Ross	DE	1978-86	Notre Dame
Bruggers, Bob	LB	1971	Minnesota
Brumfield, Scott	T	1993	BYU
Buchanon, Tim	LB	1969	Hawaii
Buck, Jason	DE	1987-90	Brigham Young
Buie, Drew	WR	1972	Catawba
Bujnoch, Glenn	G	1976-82	Texas A&M
Buncom, Frank	LB	1968	USC
Burk, Scott	S	1979	Oklahoma State
Burley, Gary	DE	1976-83	Pittsburgh
Bush, Blair	C	1978-82	Washington
Bussey, Barney	S	1986-92	S. Carolina St.
Cameron, Glenn	LB	1975-85	Florida
Canale, Justin	G	1969	Mississippi State
Carey, Richard	CB-PR	1989	Idaho
Carpenter, Ron	DE	1970-76	N. Carolina St.
Carpenter, Ron	S	1993	Miami (Ohio)

CINCINNATI BENGALS ALLTIME ROSTER

NAME	POSITION	YEARS	COLLEGE
Carroll, Wesley	WR	1993	Miami (Fla.)
Carter, Carl	CB	1990	Texas Tech
Carter, Virgil	QB	1970-73	Brigham Young
Casanova, Tom	S	1972-77	LSU
Catchings, Toney	LB	1987	Cincinnati
Chandler, Al	TE	1973-74	Oklahoma
Chapman, Clarence	CB	1980-81	Eastern Michigan
Chomyszak, Steve	DT	1968-73	Syracuse
Christensen, Jeff	QB	1983	Eastern Illinois
Clark, Bernard	LB	1990	Miami, Fla.
Clark, Boobie	RB	1973-78	Bethune Cookman
Clark, Bryan	QB	1984	Michigan State
Clark, Wayne	QB	1974	U.S. International
Cobb, Marvin	CB-S	1975-79	USC
Cobb, Mike	TE	1977	Michigan State
Coleman, Al	S	1969-71	Tennessee State
Collins, Glen	DE	1982-85	Mississippi
Collinsworth, Cris	WR	1981-88	Florida
Conley, Steve	RB	1972	Kansas
Cook, Greg	QB	1969-74	Cincinnati
Copeland, John	DE	1993	Alabama
Corbett, Jim	TE	1977-81	Pittsburgh
Cornish, Frank	DT	1970	Grambling
Coslet, Bruce	TE	1969-76	U. of Pacific
Cotton, Barney	G	1979	Nebraska
Cousino, Brad	LB	1975	Miami, Ohio
Crabtree, Eric	WR	1969-71	Pittsburgh
Craig, Neal	S	1971-73	Fisk
Curtis, Isaac	WR	1973-84	San Diego State
Cupp, Keith	T	1987	Findlay
Davis, Charles	RB	1974	Colorado
Davis, Lee	CB	1985	Mississippi
Davis, Oliver	S	1981-82	Tennessee State
Davis, Ricky	S	1975	Alabama
Davis, Tony	RB	1976-78	Nebraska
DeAyala, Kiki	LB	1986-87	Texas
DeLeone, Tom	G-C	1972-73	Ohio State
Dennis, Guy	G	1969-72	Florida
DePaso, Tom	LB	1978	Penn State
Devlin, Chris	LB	1975, 76, 78	Penn State
Dillahunt, Ellis	S	1988	East Carolina
Dingle, Mike	RB	1991-92	South Carolina
Dinkel, Tom	LB	1978-83, 85	Kansas
Dixon, Ricky	CB-S	1988-92	Oklahoma
Donahue, Mark	G	1978-79	Michigan
Douglas, David	T	1986-88	Tennessee
Dressler, Doug	RB	1970-72, 74	Chico State
Dunn, Paul	RB-WR	1970	U.S. International
Durko, Sandy	S	1970-71	USC
Dyer, Ken	S	1969-71	Arizona State
Eaddy, James	NT	1987	New York Tech
Edwards, Eddie	DE	1977-88	Miami, Fla.
Elliott, Lenvil	RB	1973-78	NE Missouri State
Ely, Larry	LB	1970-71	Iowa
Elzey, Paul	LB	1968	Toledo
Erickson, Bernard	LB	1968	Abilene Christian
Ernst, Mike	QB	1973-74	Cal-Fullerton
Esiason, Boomer	QB	1984-92	Maryland
Fain, Richard	CB	1991	Florida
Fairchild, Greg	G	1976-77	Tulsa
Farley, John	RB	1984	Cal-Sacramento
Fears, Willie	DE	1987	NW Louisiana
Fest, Howard	G-T	1968-75	Texas
Fenner, Derrick	RB	1992-93	North Carolina
Flaherty, Tom	LB	1987	Northwestern
Fletcher, John	G	1987	Texas A&I

CINCINNATI BENGLS ALLTIME ROSTER

	NAME	POSITION	YEARS	COLLEGE
F ↓	Ford, Mike	QB	1982	SMU
	Francis, James	LB	1990-93	Baylor
	Franklin, Pat	RB	1987	S.W. Texas State
	Frazier, Curt	CB	1968	Fresno State
	Frazier, Guy	LB	1981-84	Wyoming
	Frier, Mike	DE	1992-93	Appalachian State
	Frisch, David	TE	1993	Colorado State
	Fritts, Stan	RB	1975-76	No. Carolina State
	Fulcher, David	S	1986-92	Arizona State
	Fulhage, Scott	P	1987-88	Kansas State
G ↓	Fuller, Mike	S-PR	1981-82	Auburn
	Garrett, John	WR	1989	Princeton
	Garrett, Shane	WR	1991-92	Texas A&M
	Gallery, James	PK	1989	Minnesota
	Gaynor, Doug	QB	1986	Cal State-Long Beach
	Gehrke, Jack	WR	1969	Utah
	George, Tim	WR	1973	Carson-Newman
	Gibler, Andy	TE	1983	Missouri
	Glass, Billy	G	1980-81	Baylor
	Gordon, Alex	LB	1991-93	Cincinnati
H ↓	Graham, Ken	S	1970	Washington State
	Grant, Alan	CB	1993	Stanford
	Grant, David	NT	1988-91	West Virginia
	Graves, White	S	1968	LSU
	Green, Dave	P-PK	1973-75	Ohio U.
	Green, Harold	RB	1990-93	South Carolina
	Griffin, Archie	RB	1976-83	Ohio State
	Griffin, James	S	1983-85	Middle Tennessee
	Griffin, Jim	DE	1968-69	Grambling
	Griffin, Ray	CB	1978-84	Ohio State
J ↓	Guillory, John	S	1969-70	Stanford
	Gunn, Lance	S	1993	Texas
	Gunner, Harry	DE	1968-69	Oregon
	Haddix, Wayne	CB	1991	Liberty
	Haffner, Mike	WR	1971	UCLA
	Hammerstein, Mike	DE-NT	1987-90	Michigan
	Hannula, Jim	T	1983	Northern Illinois
	Hargrove, Jim	RB	1981	Wake Forest
	Harmon, Ed	LB	1969	Louisville
	Harris, Bo	LB	1975-82	LSU
J ↓	Harris, M.L.	TE	1980-85	Kansas State
	Hayes, Jeff	P	1986	North Carolina
	Headrick, Sherrill	LB	1968	TCU
	Heath, Jo-Jo	KR-DB	1980	Pittsburgh
	Henson, Champ	RB	1975	Ohio State
	Herock, Ken	TE	1968	West Virginia
	Hertel, Rob	QB	1978	USC
	Hibler, Mike	LB	1968	Stanford
	Hicks, Bryan	S	1980-82	McNeese State
	Hillary, Ira	WR	1987-89	South Carolina
J ↓	Hinkle, George	DE	1993	Arizona
	Holden, Steve	WR	1977	Arizona State
	Holifield, John	RB	1989	West Virginia
	Hollas, Donald	QB	1991-92	Rice
	Holman, Rodney	TE	1982-92	Tulane
	Holland, Vernon	T	1971-79	Tennessee State
	Horn, Rod	NT	1980-81	Nebraska
	Horne, Greg	P	1987	Arkansas
	Horton, Ray	CB	1983-88	Washington
	Howe, Garry	NT	1993	Colorado
J ↓	Hunt, Bobby	S	1968-69	Auburn
	Hunt, Gary	DB	1987	Memphis State
	Hunt, Ron	T	1976-78	Oregon
	Inglis, Tim	LB	1987-88	Toledo
	Jackson, Bernard	S-CB	1972-76	Washington State
	Jackson, Robert	S	1982-87-89	Central Michigan
	James, Lynn	WR	1990	Arizona State

CINCINNATI BENGALS ALLTIME ROSTER

NAME	POSITION	YEARS	COLLEGE
J Jauron, Dick	S	1978-80	Yale
Jeffries, Curtis	TE	1987	Louisville
Jennings, Stanford	RB	1984-90	Furman
Johnson, Bill	RB	1985-87	Arkansas State
Johnson, Bob	C	1968-79	Tennessee
Johnson, Donnell	T	1993	Johnson C. Smith
Johnson, Essex	RB	1968-75	Grambling
Johnson, Jim	CB	1968-69	So. Carolina State
Johnson, Ken	DT	1971-77	Indiana
Johnson, Lee	PK	1988-93	Brigham Young
Johnson, Mark	S	1987	Western Kentucky
Johnson, Pete	RB	1977-83	Ohio State
Johnson, Walter	DT	1977	Los Angeles State
Joiner, Charlie	WR	1972-75	Grambling
Jolitz, Evan	LB	1974	Cincinnati
Jones, Bob	S	1973-74	Virginia Union
Jones, Dan	T	1993	Maine
Jones, Rod	CB	1990-93	SMU
Jones, Scott	T	1989	Washington
Jones, Willie Lee	DE	1970-71	Kansas
K Kattus, Eric	TE	1986-91	Michigan
Kearney, Tim	LB	1972-74	No. Michigan
Keeling, Rex	P	1968	Samford
Kellerman, Ernie	S	1972	Miami, Ohio
Kelly, Bob	T	1968	New Mexico State
Kelly, Joe	LB	1986-89	Washington
Kelly, Mike	TE	1970-72	Davidson
Kemp, Bobby	S	1981-86	Cal-Fullerton
Kern, Don	TE	1984-85	Arizona State
Kindricks, Bill	DT	1968	Alabama A & M
King, Charley	S	1968-69	Purdue
King, Emmanuel	LB	1985-88	Alabama
King, Joe	S	1991	Oklahoma State
Kinnebrew, Larry	RB	1983-87	Tennessee State
Kirk, Randy	LB	1992	San Diego State
Klingler, David	QB	1992	Houston
Koch, Pete	DT	1984	Maryland
Koegel, Vic	LB	1974	Ohio State
Kollar, Bill	DT	1974-76	Montana State
Kors, R.J.	S	1993	Long Beach State
Kozerski, Bruce	C	1984-93	Holy Cross
Kreider, Steve	WR	1979-86	Lehigh
Krevis, Al	T	1975	Boston College
Krumrie, Tim	NT	1983-93	Wisconsin
Kurnick, Howie	LB	1979	Cincinnati
L Lamb, Ron	RB	1968-71	South Carolina
Lapham, Dave	G	1974-83	Syracuse
Law, Dennis	KR-WR	1978	E. Tennessee State
Lawson, Steve	G	1971-72	Kansas
LeClair, Jim	LB	1972-83	North Dakota
Levenseller, Mike	WR	1979-82	Washington State
Lewis, Dave	P-QB	1970-73	Stanford
Linn, Jack	G-T	1993	West Virginia
Livingston, Dale	P-PK	1968-69	Western Michigan
Logan, Marc	RB	1987-88	Kentucky
Lusby, Vaughn	KR-CB	1979	Arkansas
M Maddox, Bob	DE	1974	Frostburg State
Maidlow, Steve	LB	1983-84	Michigan State
Manca, Massimo	PK	1987	Penn State
Manning, Aaron	CB	1987	Iowa State
Manos, Sam	C	1987	Marshall
Marshall, Ed	WR	1971	Cameron
Martin, Mike	WR	1983-89	Illinois
Matlock, John	C	1968	Miami, Fla.
Matson, Pat	G	1968-74	Oregon
Maxey, Curtis	NT	1988	Grambling
Mayes, Rufus	T	1970-78	Ohio State

[illegible]

R



CINCINNATI BENGLS ALLTIME ROSTER

	NAME	POSITION	YEARS	COLLEGE
R ↓	Reinke, Jeff	DE	1987	Mankato State
	Rice, Andy	DT	1968-69	Texas Southern
	Rice, Dan	RB	1987	Michigan
	Richey, Tom	G-T	1987	Kentucky
	Riddle, Elston	DE	1992	Nevada-Reno
	Riggs, Jim	TE	1987-92	Clemson
	Riley, Bob	T	1987	Indiana
	Riley, Ken	CB	1969-83	Florida A & M
	Rimington, Dave	C	1983-87	Nebraska
	Robinson, Patrick ...	WR-PR-KR	1993	Tennessee State
	Robinson, Paul	RB	1968-72	Arizona
	Rogers, Lamar	DE	1991-92	Auburn
	Roman, Nick	DE	1970-72	Ohio State
	Romasko, Dave	RB	1987	Carroll College
	Romer, Rich	LB	1988	Union, N.Y.
	Ross, Dan	TE	1979-83	Northeastern
	Rourke, Jim	T	1988	Boston College
	Ruud, Tom	LB	1978-79	Nebraska
	Russell, Wade	T	1987	Taylor
	Saddler, Rod	DE	1991	Texas A & M
	Saffold, Saint	WR	1968	San Jose State
	Sargent, Kevin	T	1992-93	Eastern Wash.
	Savage, Tony	DE	1992	Washington State
	Sawyer, Ken	S	1974	Syracuse
S ↓	Schonert, Turk	QB	1980-85, 87-89	Stanford
	Schroeder, Jay	QB	1993	UCLA
	Schuh, Jeff	LB	1981-85	Minnesota
	Schutt, Scott	LB	1987	North Dakota State
	Scott, Bill	CB	1968	Idaho
	Scott, Tom	T	1993	East Carolina
	Scrafford, Kirk	T	1990-92	Montana
	Sellers, Lance	LB	1987	Boise State
	Shaw, Eric	LB	1992-93	Louisiana Tech
	Shelby, Willie	KR-CB	1976-77	Alabama
	Sherman, Rod	WR	1968	USC
	Shinners, John	G	1973-77	Xavier
	Shumon, Ron	LB	1978	Wichita State
	Simmons, John	CB	1981-86	SMU
	Simmons, Marcello	CB	1993	SMU
	Simpkins, Ron	LB	1980, 82-86	Michigan
	Sims, Reggie	TE	1987	Northern Illinois
	Skow, Jim	DE	1986-89	Nebraska
	Smiley, Tom	RB	1968	Lamar Tech
	Smith, Brad	LB	1993	TCU
	Smith, Daryl	CB	1987-88	North Alabama
	Smith, Dave	T	1988	Southern Illinois
	Smith, Fletcher	CB-S	1968-71	Tennessee State
	Smith, Gary	G	1984	Virginia Tech
	Smith, Jeff	DE	1987	Earlham College
	Smith, Ken	G	1987	Miami (Ohio)
	Smith, Kendall	WR-KR	1989-90	Utah State
	Smith, Tommie	WR	1969	San Jose State
	Spiller, Phil	S	1968	Los Angeles State
	Staley, Bill	DT	1968-69	Utah
	St. Clair, Mike	DE	1980-82	Grambling
	Stegall, Milt	WR	1992-93	Miami (Ohio)
	Stubbs, Daniel	DE	1991-93	Miami (Fla.)
	Stofa, John	QB	1968-69	Buffalo
	Suggs, Shafer	S	1980	Ball State
	Sunter, Ian	PK	1980	None
	Swanson, Terry	P	1968	Massachusetts
	Tamm, Ralph	G	1991	West Chester
	Tate, Rodney	RB-KR	1982-83	Texas
	Taylor, Craig	RB	1989-92	West Virginia
	Thomas, Eric	CB	1987-92	Tulane
	Thomas, Lee	DE	1973	Jackson State
	Thomas, Sean	CB	1985	TCU
T ↓				

CINCINNATI BENGLS ALLTIME ROSTER

NAME	POSITION	YEARS	COLLEGE
Thomas, Speedy.....	WR	1969-72	Utah
Thomason, Jeff.....	TE	1992-93	Oregon
Thompson, Craig.....	TE	1992-93	North Carolina A&T
Thompson, Jack.....	QB	1979-82	Washington State
Tigges, Mark.....	T	1987	Western Illinois
Tovar, Steve.....	LB	1993	Ohio State
Townsend, Brian.....	LB	1992	Michigan
Trumpy, Bob.....	TE	1968-77	Utah
Tuatagaloa, Natu.....	DE	1989-91	California
Turner, Clem.....	RB	1969	Cincinnati
Turner, Dave.....	RB	1978-80	San Diego State
Turner, Elbert.....	WR	1992	Illinois
Turner, Jimmy.....	CB	1983-86	UCLA
Tweet, Rodney.....	WR	1987	South Dakota
Vinson, Fernandus.....	S	1991-93	North Carolina State
Verser, David.....	WR-KR	1981-84	Kansas
Vincent, Ted.....	DT	1978	Wichita State
Vitiello, Sandro.....	K	1980	Massachusetts
Walker, Kevin.....	LB	1988-92	Maryland
Walker, Rick.....	TE	1977-79	UCLA
Walter, David.....	QB	1987	Michigan Tech
Walter, Joe.....	T	1985-93	Texas Tech
Walters, Stan.....	T	1972-74	Syracuse
Ward, David.....	LB	1987	South Arkansas
Warren, Dewey.....	QB	1968	Tennessee
Washington, Ted.....	RB	1968	San Diego State
Washington, Sam.....	CB	1985	Miss. Valley State
Watson, Pete.....	RB-TE	1972	Tufts
Weaver, Emanuel.....	NT	1982	South Carolina
Wells, Dana.....	NT	1989	Arizona
Wells, Mike.....	QB	1977	Illinois
Wheeler, Leonard.....	CB	1992-93	Troy State
White, Andre.....	TE	1968	Florida A & M
White, Leon.....	LB	1986-91	Brigham Young
White, Mike.....	DT	1979-80	Albany State
White, Sheldon.....	CB	1993	Miami (Ohio)
White, Sherman.....	DE	1972-75	California
Whitley, Wilson.....	DT	1977-82	Houston
Wilcots, Solomon.....	S-CB	1987-90	Colorado
Wilhelm, Erik.....	QB	1989-91, 93	Oregon State
Willis, Fred.....	RB	1971-72	Boston College
Williams, Alfred.....	LB	1991-93	Colorado
Williams, Darryl.....	S	1993	Miami (Fla.)
Williams, Ed.....	RB	1974-75	Langston
Williams, Gary.....	WR	1984	Ohio State
Williams, Monk.....	WR	1968	Arkansas AM & N
Williams, Reggie.....	LB	1976-89	Dartmouth
Wilson, Joe.....	RB	1973	Holy Cross
Wilson, Mike.....	T	1969-70	Dayton
Wilson, Mike.....	T	1978-85	Georgia
Wilson, Stanley.....	RB	1983-84, 86, 88	Oklahoma
Withycombe, Mike.....	T	1991-92	Fresno State
Woods, Ickey.....	RB	1988-90	UNLV
Wright, Dana.....	RB	1987	Findlay
Wright, Ernie.....	T	1968-71	Ohio State
Wyche, Sam.....	QB	1968-70	Furman
Zander, Carl.....	LB	1985-90	Tennessee

BENGALS COACHING HISTORY

REGULAR SEASON

SEASON	HEAD COACH	RECORD			PCT.
		WON	LOST	TIED	
1968	Paul Brown	3	11	0	.214
1969	Paul Brown	4	9	1	.308
1970-x	Paul Brown	8	6	0	.571
1971	Paul Brown	4	10	0	.286
1972	Paul Brown	8	6	0	.571
1973-x	Paul Brown	10	4	0	.714
1974	Paul Brown	7	7	0	.500
1975-y	Paul Brown	11	3	0	.786
1976	Bill Johnson	10	4	0	.714
1977	Bill Johnson	8	6	0	.571
1978	Bill Johnson	0	5	0	.000
1978	Homer Rice	4	7	0	.364
1979	Homer Rice	4	12	0	.250
1980	Forrest Gregg	6	10	0	.375
1981-z	Forrest Gregg	12	4	0	.750
1982-*	Forrest Gregg	7	2	0	.778
1983	Forrest Gregg	7	9	0	.438
1984	Sam Wyche	8	8	0	.500
1985	Sam Wyche	7	9	0	.438
1986	Sam Wyche	10	6	0	.625
1987	Sam Wyche	4	11	0	.267
1988-z	Sam Wyche	12	4	0	.750
1989	Sam Wyche	8	8	0	.500
1990-x	Sam Wyche	9	7	0	.563
1991	Sam Wyche	3	13	0	.188
1992	Dave Shula	5	11	0	.313
1993	Dave Shula	3	13	0	.188
TOTALS		182	205	1	.470

x – AFC Central Division Champion

y – Wild Card Playoff Qualifier

z – AFC Champions

* – AFC Super Bowl Tournament Qualifier

PLAYOFFS

SEASON	COACH	WON	LOST	PCT.
1970	Paul Brown	0	1	.000
1973	Paul Brown	0	1	.000
1975	Paul Brown	0	1	.000
1981	Forrest Gregg	2	1	.667
1982	Forrest Gregg	0	1	.000
1988	Sam Wyche	2	1	.667
1990	Sam Wyche	1	1	.500
TOTALS		5	7	.417

BENGALS COACHING STAFFS

1968

Head Coach — Paul Brown

Tom Bass	DB
Jack Donaldson	DL
Rick Forzano	OB
Bill Johnson	OL
Bill Walsh	TE
Frank Smouse	LB

1970

Head Coach — Paul Brown

Bill Johnson	OL
Jack Donaldson	OB
Bill Walsh	QB/Recv.
Chuck Weber	Def. Coord.
Chuck Studley	DL
Vince Costello	LB

1972

Head Coach — Paul Brown

Bill Johnson	OL
Jack Donaldson	OB
Bill Walsh	QB/Recv.
Chuck Weber	Def. Coord.
Chuck Studley	DL
Vince Costello	LB

1974

Head Coach — Paul Brown

Harold Brinker	LB
Bill Johnson	OL
Jack Donaldson	OB
Bill Walsh	QB/Recv.
Chuck Weber	Def. Coord.
Chuck Studley	DL

1976

Head Coach — Bill Johnson

Howard Brinker	Def. Coord.
Jack Donaldson	OB
Boyd Dowler	QB/Recv.
Mike McCormack	OL
Chuck Studley	DL
Charley Winner	DB
Kim Wood	Strength

1978

Head Coach — Bill Johnson*/Homer Rice

Howard Brinker	LB/Def. Coord.
Boyd Dowler	Recv.
Homer Rice*	QB
George Sefcik	RB
Chuck Studley	DL
Charley Winner	DB
Kim Wood	Strength

* Resigned after 5 games. ** First 5 games only

1980

Head Coach — Forrest Gregg

Hank Bullough	LB/Def. Coord.
Frank Gansz	ST/TE
Lindy Infante	QB/Recv.
Dick LeBeau	DB
Jim McNally	OL
Dick Modzelewski	DL
George Sefcik	OB
Kim Wood	Strength

1969

Head Coach — Paul Brown

Tom Bass	DB/Def. Coord.
Vince Costello	LB
Jack Donaldson	OB
Bill Johnson	OL
Chuck Studley	DL
Bill Walsh	Recv.

1971

Head Coach — Paul Brown

Bill Johnson	OL
Jack Donaldson	OB
Bill Walsh	QB/Recv.
Chuck Weber	Def. Coord.
Chuck Studley	DL
Vince Costello	LB

1973

Head Coach — Paul Brown

Bill Johnson	OL
Jack Donaldson	OB
Bill Walsh	QB/Recv.
Chuck Weber	Def. Coord.
Chuck Studley	DL
Vince Costello	LB

1975

Head Coach — Paul Brown

Howard Brinker	LB
Jack Donaldson	OB
Bill Johnson	OL
Chuck Studley	DL
Bill Walsh	QB/Recv.
Chuck Weber	DB
Kim Wood	Strength

1977

Head Coach — Bill Johnson

Howard Brinker	LB/Def. Coord.
Jack Donaldson	OB
Boyd Dowler	QB/Recv.
Mike McCormack	OL
Chuck Studley	DL
Charley Winner	DB
Kim Wood	Strength

1979

Head Coach — Homer Rice

Howard Brinker	LB/Def. Coord.
Boyd Dowler	Recv.
Mike McCormack	OL
Dick Modzelewski	DL
George Sefcik	OB
Charley Winner	DB
Frank Gansz	ST
Kim Wood	Strength

1981

Head Coach — Forrest Gregg

Hank Bullough	LB/Def. Coord.
Bruce Coslet	ST/TE
Lindy Infante	QB/WR
Dick LeBeau	DB
Jim McNally	OL
Dick Modzelewski	DL
George Sefcik	OB
Kim Wood	Strength

BENGALS COACHING STAFFS

1982

Head Coach — Forrest Gregg

Hank Bullough	LB/Def. Coord.
Bruce Coslet	ST/TE
Lindy Infante	Off. Coord.
Dick LeBeau	DB
Jim McNally	OL
Dick Modzelewski	DL
George Sefcik	OB
Kim Wood	Strength

1984

Head Coach — Sam Wyche

Jim Anderson	RB
Bruce Coslet	WR
Joe Faragalli	TE
Dick LeBeau	DB/Def. Coord.
Jim McNally	OL
Dick Selcer	LB
Bill Urbanik	DL
Trent Walters	DB
Kim Wood	Strength

1986

Head Coach — Sam Wyche

Jim Anderson	RB
Bruce Coslet	WR/Off. Coord.
Bill Johnson	TE
Dick LeBeau	DB/Def. Coord.
Jim McNally	OL
Dick Selcer	LB
Bill Urbanik	DL
Kim Wood	Strength

1988

Head Coach — Sam Wyche

Jim Anderson	RB
Bruce Coslet	WR/Off. Coord.
Bill Johnson	TE
Dick LeBeau	DB/Def. Coord.
Jim McNally	OL
Dick Selcer	LB
Mike Stock	ST
Bill Urbanik	DL
Kim Wood	Strength

1990

Head Coach — Sam Wyche

Jim Anderson	RB
Dana Bible	QB
Marv Braden	ST
Bill Johnson	TE
Dick LeBeau	DB/Def. Coord.
Jim McNally	OL
Dick Selcer	LB
Mike Stock	WR
Chuck Studley	DL
Kim Wood	Strength

1983

Head Coach — Forrest Gregg

Hank Bullough	LB/Def. Coord.
Bruce Coslet	ST/TE
Dick LeBeau	DB
Jim McNally	OL
Dick Modzelewski	DL
George Sefcik	OB
Kim Wood	Strength

1985

Head Coach — Sam Wyche

Jim Anderson	RB
Bruce Coslet	WR
Bill Johnson	TE
Dick LeBeau	DB/Def. Coord.
Jim McNally	OL
Dick Selcer	LB
Bill Urbanik	DL
Kim Wood	Strength

1987

Head Coach — Sam Wyche

Jim Anderson	RB
Bruce Coslet	WR/Off. Coord.
Bill Johnson	TE
Dick LeBeau	DB/Def. Coord.
Jim McNally	OL
Dick Selcer	LB
Mike Stock	ST
Bill Urbanik	DL
Kim Wood	Strength

1989

Head Coach — Sam Wyche

Jim Anderson	RB
Bruce Coslet	WR/Off. Coord.
Bill Johnson	TE
Dick LeBeau	DB/Def. Coord.
Jim McNally	OL
Dick Selcer	LB
Mike Stock	ST
Chuck Studley	DL
Kim Wood	Strength

1991

Head Coach — Sam Wyche

Jim Anderson	RB
Dana Bible	QB
Marv Braden	ST
Dick LeBeau	DB/Def. Coord.
Jim McNally	OL
Dick Selcer	LB
Dave Shula	WR
Mike Stock	TE
Chuck Studley	DL
Kim Wood	Strength

BENGALS COACHING STAFFS

1992

Head Coach — Dave Shula

Jim Anderson.....	RB
Dana Bible.....	QB
Marv Braden.....	ST
Mike Haluchak.....	LB
Bob Karmelowicz.....	DL
Ron Lynn.....	Def. Coord.
Jim McNally.....	OL
Ron Meeks.....	DB
Mike Pope.....	TE
Richard Williamson.....	WR
Kim Wood.....	Strength

1993

Head Coach — Dave Shula

Jim Anderson.....	RB
Ken Anderson.....	QB
Marv Braden.....	ST
Mike Haluchak.....	LB
Bob Karmelowicz.....	DL
Ron Lynn.....	Def. Coord.
Jim McNally.....	OL
Ron Meeks.....	DB
Mike Pope.....	TE/Off. Coord.
Richard Williamson.....	WR
Kim Wood.....	Strength

1994

Head Coach — Dave Shula

Paul Alexander.....	TE
Jim Anderson.....	RB
Ken Anderson.....	QB
Marv Braden.....	ST
Bruce Coslet.....	Off. Coord.
Bobby DePaul.....	Def. Asst.
Jim McNally.....	OL
Ron Meeks.....	DB
Joe Pascale.....	LB
Larry Peccatiello.....	Def. Coord.
Joe Wessel.....	DL
Richard Williamson.....	WR
Kim Wood.....	Strength



FRANCIS PRESSURES QB

... Bengals' linebacker James Francis puts on the rush.

BENGALS' ALLTIME ASSISTANT COACHES

NAME	COLLEGE	POSITION	YEARS W/TEAM
Alexander, Paul	Cortland St.	TE	1994
Anderson, Jim	Cal-Western	RB	1984-94
Anderson, Ken	Augustana, Ill.	QB	1993-94
Bass, Tom	San Jose State	DB	1968-69
Bible, Dana	Cincinnati	QB	1990-91
Braden, Marv	SW Missouri State	ST	1990-94
Brinker, Howard	Miami (Ohio)	LB/Def. Cord.	1974-79
Bullough, Hank	Michigan State	LB/Def. Cord.	1980-83
Coslet, Bruce	Pacific	TE/ST/WR/ Off. Cord.	1981-89, 94
Costello, Vince	Ohio U.	LB	1969-73
DePaul, Bobby	Maryland	Def./Asst.	1994
Donaldson, Jack	Ohio State	DL/OB	1969-77
Dowler, Boyd	Colorado	QB/Recv.	1976-79
Faragalli, Joe	Villanova	TE	1984
Forzano, Rick	Kent State	QB	1969
Ganz, Frank	Navy	ST	1979-80
Infante, Lindy	Florida	QB/Recv./ Off. Cord.	1980-82
Haluchak, Mike	USC	LB	1992-93
Johnson, Bill	Texas A&M	OL/TE	1968-75, 1985-90
Karmelowicz, Bob	Bridgeport	DL	1992-93
LeBeau, Dick	Ohio State	DB/Def. Cord.	1980-91
Lynn, Ron	Mt. Union	Def. Cord.	1992-93
Meeks, Ron	Arkansas State	DB	1992-94
McCormack, Mike	Kansas	OL	1976-77
McNally, Jim	Buffalo	OL	1980-94
Modzelewski, Dick	Maryland	DL	1979-83
Pascale, Joe	Connecticut	LB	1994
Peccatiello, Larry	William & Mary	Def.Cord.	1994
Pope, Mike	Lenoir Rhyne	TE/Off. Cord.	1992-93
Rice, Homer	Centre	QB	1978
Sefcik, George	Notre Dame	OB	1978-83
Selcer, Dick	Notre Dame	LB	1984-91
Shula, Dave	Dartmouth	WR	1991
Smouse, Frank	Kent State	LB	1968
Stock, Mike	Northwestern	ST/TE/WR	1987-91
Studley, Chuck	Illinois	DL	1989-91
Urbanik, Bill	Ohio State	DL	1984-88
Walsh, Bill	San Jose State	QB/Recv.	1970-75
Walters, Trent	Indiana	DB	1984
Weber, Chuck	West Chester State	DB/Def. Cord.	1970-75
Wessel, Joe	Florida State	DL	1994
Williamson, Richard	Alabama	WR	1992-94
Winner, Charley	Southeast Missouri	DB	1976-79
Wood, Kim	Wisconsin	Strength	1975-94

BENGALS HEAD COACHES BY ERA

Dave Shula became the sixth head coach of the Cincinnati Bengals on December 27, 1991. Bengals coaches' records, including playoff games, follow:

YEARS	COACH	RECORD	PCT.
1968-75	Paul Brown	55-59-1	.478
1976-78	Bill Johnson	18-15-0	.545
1978-79	Homer Rice	8-19-0	.296
1980-83	Forrest Gregg	34-27-0	.557
1984-91	Sam Wyche	64-68-0	.485
1992-93	Dave Shula	8-24-0	.250

BENGALS "100 YARD CLUB"

A V A I L A B L E I N A L L M A J O R S P O R T S M A G A Z I N E S

Bengal players who have gained 100 or more yards rushing in a game:

DATE	PLAYER	YDS	OPPONENT
1968	10-27..... Paul Robinson.....	159	Oakland
	11-3..... Paul Robinson.....	156	Houston
	11-10..... Paul Robinson.....	115	Kansas City
	11-17..... Paul Robinson.....	134	Miami
1969	10-4..... Jess Phillips.....	103	San Diego
	11-2..... Jess Phillips.....	120	Oakland
	11-30..... Paul Robinson.....	117	Buffalo
1970	9-29..... Jess Phillips.....	130	Oakland
	11-15..... Virgil Carter.....	110	Cleveland
	11-22..... Paul Robinson.....	117	Pittsburgh
71	9-19..... Essex Johnson.....	113	Philadelphia
	12-5..... Essex Johnson.....	109	Cleveland
72	10-29..... Essex Johnson.....	103	Houston
	10-29..... Doug Dressler.....	110	Houston
1973	9-23..... Essex Johnson.....	131	Houston
	9-30..... Essex Johnson.....	121	San Diego
	10-14..... Boobie Clark.....	112	Pittsburgh
	10-21..... Boobie Clark.....	104	Kansas City
76	10-31..... Boobie Clark.....	100	Cleveland
	11-21..... Archie Griffin.....	139	Kansas City
77	10-23..... Pete Johnson.....	108	Denver
78	11-5..... Deacon Turner.....	116	San Diego
	12-17..... Pete Johnson.....	160	Cleveland
1979	10-28..... Archie Griffin.....	103	Philadelphia
	11-18..... Pete Johnson.....	113	Houston
	11-25..... Archie Griffin.....	105	St. Louis
1980	10-19..... Pete Johnson.....	115	Minnesota
	11-30..... Pete Johnson.....	112	Kansas City
	12-7..... Pete Johnson.....	118	Baltimore
	12-14..... Pete Johnson.....	134	Chicago
81	11-1..... Pete Johnson.....	114	Houston
	11-29..... Pete Johnson.....	105	Cleveland
82	11-28..... Pete Johnson.....	129	LA Raiders
1983	10-30..... Pete Johnson.....	112	Green Bay
	11-20..... Pete Johnson.....	137	Houston
	12-4..... Pete Johnson.....	126	Pittsburgh
	12-11..... Pete Johnson.....	118	Detroit
84	11-18..... Larry Kinnebrew.....	119	Seattle
1985	9-8..... Larry Kinnebrew.....	101	Seattle
	9-30..... James Brooks.....	133	Pittsburgh
	11-3..... Larry Kinnebrew.....	128	Buffalo
	12-8..... James Brooks.....	109	Dallas
1986	9-18..... James Brooks.....	118	Cleveland
	10-19..... James Brooks.....	133	Houston
	11-2..... James Brooks.....	120	Detroit
	12-7..... James Brooks.....	163	New England
87	10-11..... Marc Logan.....	103	Seattle
	11-15..... Larry Kinnebrew.....	100	Atlanta
1988	10-9..... Ickey Woods.....	139	New York Jets
	10-23..... James Brooks.....	102	Houston
	11-6..... Ickey Woods.....	110	Pittsburgh
	11-20..... James Brooks.....	148	Dallas
	11-27..... Ickey Woods.....	129	Buffalo
	12-4..... Ickey Woods.....	141	San Diego
1989	9-17..... James Brooks.....	113	Pittsburgh
	10-8..... James Brooks.....	127	Pittsburgh
	10-29..... James Brooks.....	131	Tampa Bay
	11-13..... James Brooks.....	141	Houston
	11-26..... James Brooks.....	105	Buffalo
90	12-2..... James Brooks.....	105	Pittsburgh
	12-23..... James Brooks.....	201	Houston
1991	9-8..... James Brooks.....	101	Houston
	9-15..... James Brooks.....	111	Cleveland
	10-13..... Harold Green.....	124	Dallas
	10-21..... Harold Green.....	141	Buffalo
	11-3..... Harold Green.....	135	Cleveland
1992	9-6..... Harold Green.....	123	Seattle
	9-23..... Harold Green.....	101	Green Bay
	11-8..... Harold Green.....	117	Chicago
	11-29..... Harold Green.....	116	Pittsburgh
	12-20..... Harold Green.....	190	New England

BENGALS LEADERS BY YEARS

ALL INFORMATION CONTAINED HEREIN IS UNCLASSIFIED

RUSHING

YEAR	NAME	NO.	YDS.	AVG.	LG	TD
1968	Paul Robinson	238	1023	4.3	87	8
1969	Jess Phillips	118	578	4.9	83	3
1970	Jess Phillips	163	648	4.0	76	4
1971	Fred Willis	135	590	4.4	36	7
1972	Essex Johnson	232	825	3.6	19	4
1973	Essex Johnson	195	997	5.1	46	4
1974	Charlie Davis	72	375	5.2	29	0
1975	Boobie Clark	167	594	3.6	17	4
1976	Boobie Clark	151	671	4.4	24	7
1977	Pete Johnson	152	583	3.8	65	4
1978	Pete Johnson	180	762	4.2	50	7
1979	Pete Johnson	243	865	3.6	35	14
1980	Pete Johnson	186	747	4.0	57	6
1981	Pete Johnson	274	1077	3.9	39	12
1982	Pete Johnson	156	622	4.0	21	7
1983	Pete Johnson	210	763	3.6	16	14
1984	Larry Kinnebrew	154	623	4.0	23	0
1985	James Brooks	192	929	4.8	39	7
1986	James Brooks	205	1087	5.3	56	5
1987	Larry Kinnebrew	145	570	3.9	52	8
1988	Ickey Woods	203	1066	5.3	56	15
1989	James Brooks	221	1239	5.6	65	7
1990	James Brooks	195	1004	5.1	56	5
1991	Harold Green	158	731	4.6	75	2
1992	Harold Green	265	1170	4.4	53	2
1993	Harold Green	215	589	2.7	25	0

PASSING

YEAR	NAME	ATT.	COMP.	YDS.	PCT.	TD	INT.
1968	John Stofa	177	85	896	48.0	5	5
1969	Greg Cook	197	106	1854	53.8	15	11
1970	Virgil Carter	278	143	1647	51.4	9	9
1971	Virgil Carter	222	138	1624	62.2	10	7
1972	Ken Anderson	301	171	1918	56.8	7	7
1973	Ken Anderson	329	179	2428	54.7	18	12
1974	Ken Anderson	328	213	2667	64.9	18	10
1975	Ken Anderson	377	228	3169	60.5	21	11
1976	Ken Anderson	338	179	2367	53.0	19	14
1977	Ken Anderson	323	166	2145	51.4	11	11
1978	Ken Anderson	319	173	2219	54.2	10	22
1979	Ken Anderson	339	189	2340	55.7	16	10
1980	Ken Anderson	275	166	1778	60.4	6	13
1981	Ken Anderson	479	300	3754	62.6	29	10
1982	Ken Anderson	309	218	2501	70.5	12	9
1983	Ken Anderson	297	198	2329	66.7	12	13
1984	Ken Anderson	275	175	2107	63.6	10	12
1985	Boomer Esiason	431	251	3443	58.2	27	12
1986	Boomer Esiason	469	273	3959	58.2	24	17
1987	Boomer Esiason	440	240	3321	54.5	16	19
1988	Boomer Esiason	388	223	3572	57.5	28	14
1989	Boomer Esiason	455	258	3525	56.7	28	11
1990	Boomer Esiason	402	224	3031	55.7	24	22
1991	Boomer Esiason	413	233	2883	56.4	13	16
1992	Boomer Esiason	278	144	1407	51.8	11	15
1993	David Klingler	343	190	1935	55.4	6	9

BENGALS LEADERS BY YEARS

RECEIVING

RECEIVING

YEAR	NAME	NO.	YDS.	AVG.	LG	TD
1968	Bob Trumpy	37	639	17.3	80	3
1969	Eric Crabtree	40	855	21.4	73	7
1970	Chip Myers	32	542	16.9	56	1
1971	Bob Trumpy	40	531	13.3	44	4
1972	Chip Myers	57	792	13.9	42	3
1973	Isaac Curtis	45	843	18.7	77	9
	Boobie Clark	45	347	7.7	39	0
1974	Chip Myers	32	383	11.7	22	1
1975	Isaac Curtis	44	934	21.2	55	7
1976	Isaac Curtis	42	771	18.7	85	6
1977	Billy Brooks	39	772	19.8	94	4
1978	Isaac Curtis	47	737	15.7	57	3
1979	Don Bass	58	724	12.5	50	3
1980	Dan Ross	56	724	12.9	37	5
1981	Dan Ross	71	910	12.8	37	1
1982	Cris Collinsworth	49	700	14.3	50	5
1983	Cris Collinsworth	66	1126	17.0	63	6
1984	Cris Collinsworth	65	1000	15.4	57	5
1985	Cris Collinsworth	65	1125	17.3	71	5
1986	Cris Collinsworth	62	1024	16.5	46	10
1987	Eddie Brown	44	608	13.8	47	3
1988	Eddie Brown	53	1273	24.0	86	9
1989	Tim McGee	65	1211	18.6	74	8
1990	Eddie Brown	44	706	16.0	50	9
1991	Eddie Brown	59	827	14.0	53	2
1992	Harold Green	41	214	5.2	19	0
1993	Jeff Query	56	654	11.7	51	4

PUNT RETURNS

YEAR	NAME	NO.	YDS.	AVG.	LG	TD
1968	Essex Johnson	22	111	5.1	45	0
1969	Essex Johnson	17	85	5.0	17	0
1970	Lemar Parrish	23	194	8.4	79	1
1971	Lemar Parrish	12	93	7.8	47	0
1972	Tom Casanova	30	289	9.6	66	1
1973	Lemar Parrish	25	200	8.0	47	0
1974	Lemar Parrish	18	338	18.8	90	2
1975	Lyle Blackwood	23	123	5.3	31	0
1976	Willie Shelby	21	162	7.7	30	0
1977	Tony Davis	19	220	11.6	70	0
1978	Tony Davis	22	130	5.9	12	0
1979	Vaughn Lusby	32	260	8.1	40	0
1980	Cleotha Montgomery	31	223	7.2	42	0
1981	Mike Fuller	23	176	7.7	34	0
1982	Mike Fuller	17	95	5.6	13	0
1983	Mike Martin	23	227	9.3	19	0
1984	Mike Martin	24	376	15.7	55	1
1985	Mike Martin	32	268	8.4	26	0
1986	Mike Martin	13	96	7.4	14	0
1987	Mike Martin	28	277	9.9	21	0
1988	Ira Hillary	17	186	9.8	20	0
1989	Mike Martin	15	107	7.1	17	0
1990	Mitchell Price	29	251	8.7	66	1
1991	Mitchell Price	14	203	14.5	78	1
1992	Carl Pickens	18	229	12.7	95	1
1993	Patrick Robinson	43	305	7.1	36	0

BENGALS LEADERS BY YEARS

1970 1971 1972 1973 1974 1975 1976 1977 1978 1979 1980 1981 1982 1983 1984 1985 1986 1987 1988 1989 1990 1991 1992 1993

KICKOFF RETURNS

YEAR	NAME	NO.	YDS.	AVG.	LG	TD
1968	Warren McVea	14	310	22.1	30	0
1969	Essex Johnson	16	362	22.6	51	0
1970	Lemar Parrish	16	482	30.1	95	1
1971	Paul Robinson	18	335	18.6	37	0
1972	Bernard Jackson	21	499	22.7	62	0
1973	Bernard Jackson	22	547	24.8	41	0
1974	Bernard Jackson	29	722	24.9	45	0
1975	Bernard Jackson	25	587	23.5	39	0
1976	Willie Shelby	30	761	25.4	97	1
1977	Willie Shelby	19	403	21.2	38	0
1978	Ray Griffin	37	787	21.3	39	0
1979	Deacon Turner	55	1149	20.9	36	0
1980	Cleotha Montgomery	44	843	19.2	40	0
1981	David Verser	29	687	23.7	78	0
1982	David Verser	16	320	20.0	33	0
1983	David Verser	13	243	18.6	25	0
1984	Stanford Jennings	22	452	20.5	46	0
1985	Mike Martin	48	1104	23.0	45	0
1986	Tim McGee	43	1007	23.4	94	0
1987	Barney Bussey	21	406	19.3	34	0
1988	Stanford Jennings	32	684	21.4	98	1
1989	Stanford Jennings	26	525	20.2	33	0
1990	Stanford Jennings	29	584	20.1	33	0
1991	Eric Ball	13	262	20.2	24	0
1992	Eric Ball	20	411	20.6	48	0
1993	Patrick Robinson	30	567	18.9	42	0

INTERCEPTIONS

YEAR	NAME	NO.	YDS.	AVG.	LG	TD
1968	Jess Phillips	3	26	8.7	23	0
1969	Fletcher Smith	4	67	16.7	29	0
	Ken Riley	4	66	16.5	66	0
1970	Lemar Parrish	5	28	5.6	66	1
1971	Lemar Parrish	7	105	15.0	65	1
1972	Tom Casanova	5	108	21.6	33	0
1973	Tom Casanova	4	33	8.1	16	0
1974	Ken Riley	5	33	6.6	19	0
1975	Ken Riley	6	76	12.7	30	1
1976	Ken Riley	9	141	15.7	53	1
1977	Lemar Parrish	3	95	31.6	47	1
	Reggie Williams	3	67	22.3	54	1
1978	Dick Jauron	4	52	13.0	24	1
1979	Dick Jauron	6	41	6.8	12	0
1980	Louis Breeden	7	91	13.0	29	0
1981	Ken Riley	5	6	1.2	6	0
1982	Ken Riley	5	88	17.6	56	1
1983	Ken Riley	8	89	11.1	42	2
1984	Louis Breeden	4	96	24.0	70	0
	Robert Jackson	4	32	8.0	28	1
	Bobby Kemp	4	27	8.0	14	0
1985	James Griffin	7	118	16.6	33	1
1986	Louis Breeden	7	72	10.3	36	1
1987	Robert Jackson	3	49	16.3	29	0
	David Fulcher	3	30	10.0	28	0
1988	Eric Thomas	7	61	8.7	37	0
1989	David Fulcher	8	87	10.9	22	0
1990	David Fulcher	4	20	5.0	18	0
	Barney Bussey	4	37	9.3	18	0
1991	David Fulcher	4	51	12.8	27	1
1992	Darryl Williams	4	65	16.3	30	0
1993	Mike Brim	3	74	24.7	30	1

BENGALS SCORING LEADERS

YEAR	NAME	POS	TOTAL PTS.	HOW SCORED
1968	Dale Livingston	PK	59	13 FG; 20 PAT
1969	Horst Muhlmann	PK	80	16 FG; 32 PAT
1970	Horst Muhlmann	PK	108	25 FG; 33 PAT
1971	Horst Muhlmann	PK	91	20 FG; 31 PAT
1972	Horst Muhlmann	PK	111	27 FG; 30 PAT
1973	Horst Muhlmann	PK	94	21 FG; 31 PAT
1974	Horst Muhlmann	PK	65	11 FG; 32 PAT
1975	Dave Green	PK	70	10 FG; 40 PAT
1976	Chris Bahr	PK	81	14 FG; 39 PAT
1977	Chris Bahr	PK	82	19 FG; 25 PAT
1978	Chris Bahr	PK	74	16 FG; 26 PAT
1979	Pete Johnson	RB	90	14 TDr; 1 TDp
1980	Ian Sunter	PK	47	11FG; 15 PAT
1981	Jim Breech	PK	115	22 FG; 49 PAT
1982	Jim Breech	PK	67	14 FG; 25 PAT
1983	Jim Breech	PK	87	16 FG; 39 PAT
1984	Jim Breech	PK	103	22 FG; 37 PAT
1985	Jim Breech	PK	120	24 FG; 48 PAT
1986	Jim Breech	PK	101	17 FG; 50 PAT
1987	Jim Breech	PK	97	24 FG; 25 PAT
1988	Ickey Woods	RB	90	15 TDr
1989	Jim Breech	PK	73	12 FG; 37 PAT
1990	Jim Breech	PK	92	17 FG; 41 PAT
1991	Jim Breech	PK	96	23 FG; 27 PAT
1992	Jim Breech	PK	88	19 FG; 31 PAT
1993	Doug Pelfrey	PK	85	24 FG; 13 PAT

SUPER BOWL 'FIRSTS'

January 15, 1967 – The Green Bay Packers defeated the Kansas City Chiefs 35-10 in the first Super Bowl. Played in the Los Angeles Coliseum, It was the only Super Bowl not to sell-out.

January 12, 1969 – The title Super Bowl was recognized for the first time. Previously it had been called the AFL-NFL World Championship Game.

January 12, 1969 – The New York Jets became the first AFL team to win a Super Bowl when they upset the Baltimore Colts 16-7 in Super Bowl III.

January 18, 1976 – The Dallas Cowboys became the first wild-card playoff team in the Super Bowl, losing to Pittsburgh 21-17 in Super Bowl X.

January 15, 1978 – The Super Bowl was played indoors for the first time. The Dallas Cowboys defeated the Denver Broncos 27-10 in Super Bowl XII, played in the Louisiana Superdome.

January 25, 1981 – Oakland defeated Philadelphia 27-10 in Super Bowl XV to become the first wild-card playoff team to win a Super Bowl.

January 24, 1982 – San Francisco defeated Cincinnati 26-21 in the first Super Bowl (XVI) played north of the Mason-Dixon line (Pontiac, Mich.).

CINCINNATI BENGALS' LAST TIMES

BENGALS RETURNED A KICKOFF FOR A TOUCHDOWN:

Jan. 22, 1989, Stanford Jennings, 93 yards vs. 49ers, Super Bowl XXIII.

OPPONENTS RETURNED A KICKOFF FOR A TOUCHDOWN:

Dec. 20, 1992, Jon Vaughn of New England, 100 yards.

BENGALS RETURNED A PUNT FOR A TOUCHDOWN:

Sept. 20, 1992, Carl Pickens, 95 yards at Green Bay.

OPPONENTS RETURNED A PUNT FOR A TOUCHDOWN:

Sept. 20, 1992, Terrell Buckley, 58 yards at Green Bay.

BENGALS RETURNED AN INTERCEPTION FOR A TOUCHDOWN:

Jan. 2, 1994, Mike Brim, 23 yds at New Orleans.

OPPONENTS RETURNED AN INTERCEPTION FOR A TOUCHDOWN:

Oct. 13, 1991, Dixon Edwards at Dallas, 36 yards.

BENGALS RECOVERED OPPONENT'S FUMBLE FOR A TOUCHDOWN:

Nov. 16, 1986, Eddie Edwards vs. Seattle.

BENGALS RETURNED OPPONENT'S FUMBLE FOR A TOUCHDOWN:

Sept. 6, 1992, Ray Bentley, 75 yards at Seattle. Sept. 6, 1992, Fernandus Vinson, 22 yards at Seattle (2 in same game).

OPPONENTS RECOVERED BENGALS' FUMBLE FOR A TOUCHDOWN:

Sept. 26 1993, Rod Stephens, vs Seattle.

OPPONENTS RETURNED BENGALS' TOUCHDOWN FOR A TOUCHDOWN:

Sept. 5, 1993, Stevon Moore, 22 yds at Cleveland.

BENGALS RETURNED/RECOVERED BLOCKED PUNT FOR A TOUCHDOWN:

Nov. 19, 1989, Barney Bussey, recovery in end zone vs. Detroit after Eric Thomas blocked punt by Jim Arnold.

OPPONENTS RETURNED/RECOVERED BLOCKED PUNT FOR A TOUCHDOWN:

Nov. 13, 1989, Eugene Seale at Houston, recovery in end zone after Johnny Meads blocked punt by Lee Johnson.

BENGALS RETURNED A BLOCKED FG FOR A TOUCHDOWN:

Nov. 8, 1970, Lemar Parrish, 83 yards at Buffalo.

OPPONENTS RETURNED A BLOCKED FG FOR A TOUCHDOWN:

Dec. 6, 1987, Kevin Ross of Kansas City, 65 yards.

BENGALS SCORED ON A SAFETY:

Dec. 12, 1993, Patriots snapped ball out of end zone at New England

OPPONENTS SCORED ON A SAFETY:

Oct. 25, 1992, Boomer Esiason ran out of EZ after bad snap at Houston.

BENGALS' SUPERLATIVE SEASONS

1,000-YARD RUSHERS

YARDS	PLAYER	YEAR
1,239	James Brooks	1989
1,170	Harold Green	1992
1,087	James Brooks	1986
1,077	Pete Johnson	1981
1,066	Ickey Woods	1988
1,023	Paul Robinson	1968
1,004	James Brooks	1990

3,000-YARD PASSERS

YARDS	PLAYER	YEAR
3,959	Boomer Esiason	1986
3,754	Ken Anderson	1981
3,572	Boomer Esiason	1988
3,525	Boomer Esiason	1989
3,443	Boomer Esiason	1985
3,321	Boomer Esiason	1987
3,169	Ken Anderson	1975
3,031	Boomer Esiason	1990

1,000-YARD RECEIVERS

YARDS	PLAYER	YEAR
1,273	Eddie Brown	1988
1,211	Tim McGee	1989
1,130	Cris Collinsworth	1983
1,125	Cris Collinsworth	1985
1,024	Cris Collinsworth	1986

OPPONENTS' LONGEST PLAYS

(Through the 1993 season)

1. **105 yards** – Mercury Morris of Miami, KO return, 1969.
2. **103 yards** – Bob Gresham of Houston, KO return, 1973.
3. **100 yards** – Max Anderson of Buffalo, KO return, 1968.
100 yards – Jon Vaughn of New England, KO return, 1992.
5. **98 yards** – Darrol Ray of New York Jets, interception, 1982 playoff game.
6. **97 yards** – Darren Lewis at Chicago, KO return, 1992.
7. **96 yards** – Carl Roaches at Houston, KO return, 1981.
96 yards – Bob Humphrey of New York Jets, KO return, 1986.
9. **93 yards** – Robert Lyles of Houston, fumble return, 1986.
10. **92 yards** – Bo Jackson at Los Angeles Raiders, rush, 1989.
92 yards – Billy Lefear at Cleveland, KO return, 1975.
12. **90 yards** – Arthur Whittington at Oakland, KO return, 1980.
90 yards – * Kendall Williams of Baltimore, KO return, 1983.
14. **88 yards** – * Bo Jackson at Los Angeles Raiders, rush, 1990.
15. **87 yards** – Jerry Rhome — Charlie Joiner at Houston, pass, 1970.
16. **84 yards** – Jay Schroeder — Willie Gault at Los Angeles Raiders, pass, 1989.
84 yards – Jim Kelly - Chris Burkett of Buffalo, pass, 1986.
84 yards – * Herman Fontenot at Cleveland, KO return, 1988.
19. **82 yards** – Jim Zorn - David Sims of Seattle, pass, 1977.
20. **81 yards** – Craig Morton - Jack Dolbin of Denver, pass, 1977.

* = not a touchdown

BENGALS OFFENSE YEAR-BY-YEAR

YEAR	PLAYS	FIRST DOWNS	RUSH YDS.	PASS YDS.	TOT. YDS.	PTS.
1968	772	171	1807	1619	3426	215
1969	728	172	1523	2345	4243	280
1970	831	210	2057	1870	3927	312
1971	867	236	2142	2124	4266	284
1972	898	255	1993	2328	4317	299
1973	871	252	2235	2277	4512	286
1974	837	260	1978	2534	4489	283
1975	967	285	1819	3241	5060	340
1976	878	238	2109	2191	4300	335
1977	904	248	1849	2333	4182	238
1978	1034	271	2131	2741	4872	252
1979	1050	289	2329	2310	4639	337
1980	1064	283	2069	2815	4884	244
1981	1067	361	1973	3995	5968	421
1982	604	207	949	2339	3288	232
1983	1066	327	2104	3179	5283	346
1984	1081	339	2179	3301	5480	339
1985	1061	344	2202	3704	5906	441
1986	1046	348	2533	3957	6490	409
1987	1045	319	2164	3213	5377	319
1988	985	350	2710	3347	6057	448
1989	1083	348	2483	3618	6101	404
1990	943	277	2120	2943	5063	360
1991	993	286	1811	3158	4969	263
1992	934	248	1976	1943	3919	274
1993	986	239	1511	2541	4052	187

BENGALS DEFENSE YEAR-BY-YEAR

YEAR	PLAYS	FIRST DOWNS	RUSH YDS.	PASS YDS.	TOT. YDS.	PTS.
1968	918	273	2089	2610	4747	329
1969	940	278	2651	2686	5337	367
1970	874	236	1543	2635	4178	255
1971	811	213	1778	2128	3906	265
1972	783	207	1810	1737	3547	229
1973	840	218	1807	1808	3705	231
1974	892	256	2152	1790	3942	259
1975	890	241	2144	1729	3923	246
1976	930	234	1919	1758	3675	210
1977	901	253	1897	2227	4124	235
1978	1037	269	2396	2227	4623	284
1979	1052	234	2219	3692	5911	421
1980	995	286	1680	3124	4804	312
1981	1053	324	1881	3413	5294	304
1982	551	170	850	2043	2893	177
1983	952	276	1499	2828	4327	302
1984	1034	322	1868	3399	5267	339
1985	1020	337	1993	3664	5657	437
1986	1051	336	2122	3152	5274	394
1987	937	286	1641	3056	4697	286
1988	1059	321	2048	3134	5182	329
1989	997	280	2162	3135	5297	285
1990	1010	308	2085	3520	5605	352
1991	980	308	1662	3990	5652	435
1992	1024	319	2007	3326	5333	364
1993	1000	306	2220	2798	5018	319

BENGALS ALLTIME RUSHING STATISTICS

PLAYER	YRS.	ATT.	YDS	AVG	LG	TD
James Brooks, RB 1984-91	8	1,344	6,447	4.8	65	76
Pete Johnson, RB 1977-83	7	1,402	5,421	3.9	65	64
Essex Johnson, RB 1968-75	8	676	3,070	4.5	86	18
Boobie Clark, RB 1973-78	6	780	2,978	3.8	26	25
Harold Green, RB 1990-93	4	721	2,843	3.9	75	5
Archie Griffin, RB 1976-83	8	692	2,808	4.1	77	7
Charles Alexander, RB 1979-85	7	748	2,635	3.5	37	13
Larry Kinnebrew, RB 1983-88	6	632	2,587	4.1	52	36
Paul Robinson, RB 1968-72	5	617	2,441	4.0	87	19
Ken Anderson, QB 1971-86	16	397	2,200	5.6	43	20
Jesse Phillips, RB 1968-72	5	424	1,860	4.4	83	8
Ickey Woods, RB 1988-91	4	332	1,525	4.6	56	27
Lenvil Elliott, RB 1973-78	6	324	1,395	4.3	32	3
Boomer Esiason, QB 1984-92	9	333	1,344	4.1	21	0
Stanford Jennings, RB 1984-90	7	308	1,205	3.9	20	9
Stanley Wilson, RB 1983-84, 86, 88	4	253	1,118	4.4	58	11
Doug Dressler, RB 1970-74	5	272	1,101	4.0	60	9
Derrick Fenner, RB 1992-93	2	233	982	4.2	35	8
Fred Willis, RB 1971-72	2	177	717	4.0	36	7
Eric Ball, RB 1989-93	5	154	576	3.7	32	8
Stan Fritts, RB 1975-76	2	141	575	4.1	17	11
Deacon Turner, RB 1978-80	3	142	549	3.9	65	1
Craig Taylor, RB 1989-91	3	114	480	4.2	34	7
Charlie Davis, RB 1974-75	2	72	375	5.2	32	0
Virgil Carter, QB 1970-73	4	54	345	6.4	18	4
David Klingler, QB 1992-93	2	52	335	6.4	29	0
Tony Davis, RB 1976-78	3	84	316	3.8	32	5
Sam Wyche, QB 1968-70	3	43	299	7.0	22	3
Turk Schonert, QB 1980-85, 87-88	8	62	276	4.5	17	3
Ed Williams, RB 1974	1	58	238	4.1	18	5
Marc Logan, RB 1987-88	2	39	213	5.5	51	1
Jack Thompson, QB 1979-82	4	39	200	5.1	15	6
Eddie Brown, WR 1985-91	7	25	164	8.2	35	0
Greg Cook, QB 1969-74	6	25	148	5.9	30	1
Tom Smiley, RB 1968	1	63	146	2.3	11	1
Warren McVea, WR 1968	1	9	133	14.8	80	1
Estes Banks, RB 1968	1	34	131	3.9	20	0
Donald Hollas, QB 1991-92	2	32	121	3.8	27	0
Clem Turner, RB 1969	1	23	105	4.6	34	0
David McCluskey, RB 1987	1	29	94	3.2	12	1
Jeff Hayes, P 1986	1	3	92	30.7	61	1
Mike Dingle, RB 1991	1	21	91	4.3	21	0
Ron Lamb, RB 1968-70	3	28	87	3.1	12	0
Rodney Tate, RB 1982-83	2	27	79	2.9	13	0
Ostell Miles, RB 1992-93	2	30	78	2.9	15	1
Isaac Curtis, WR 1973-84	12	25	76	3.0	20	0
Dana Wright, RB 1987	1	24	74	3.1	10	0
David Walter, QB 1987	1	16	70	4.4	16	0
Jim Hargrove, RB 1981	1	16	66	4.1	23	1
John Reaves, QB 1975-78	4	17	63	3.7	20	2
Dan Rice, RB 1987	1	18	59	3.3	8	0
Jay Schroeder, QB 1993	1	10	41	4.1	20	0
Joe Wilson, RB 1973	1	10	39	3.9	11	0
Harold Henson, RB 1975	1	11	38	3.5	8	0
Erik Wilhelm, QB 1989-91, 93	4	13	45	3.5	14	0

BENGALS ALLTIME RUSHING STATISTICS

PLAYER	YRS.	ATT.	YDS	AVG	LG	TD
Tim McGee, WR 1986-92.....	7	7	36	5.1	25	0
Tom Dinkel, LB 1978-83, 85.....	7	3	34	11.3	20	0
Charlie Joiner, WR 1972-75.....	4	7	34	4.9	11	0
Dale Livingston, P 1968-69.....	2	2	29	14.5	18	0
Mike Martin, WR 1983-88.....	6	3	24	8.0	15	0
Eric Crabtree, WR 1969-71.....	3	3	23	7.7	16	0
Steve Krieder, WR 1979-86.....	8	4	22	5.5	21	0
Speedy Thomas, WR 1969-72.....	4	8	22	2.8	16	1
Dave Lewis, QB, P 1970-73.....	4	12	22	1.8	15	0
Saint Saffold, WR 1968.....	1	1	21	21.0	21	0
Tommy Casanova, S 1972-77.....	6	1	20	20.0	20	0
John Holifield, RB 1989.....	1	11	20	1.8	11	0
Greg Meehan, WR 1987.....	1	4	19	4.8	17	0
Adrian Breen, QB 1987.....	1	6	18	3.9	9	0
Ben Bennett, RB 1987.....	1	2	17	8.6	9	0
Dewey Warren, QB 1968.....	1	4	17	4.3	12	0
Jeff Query, WR 1992-93.....	2	3	14	4.6	8	0
Reece Morrison, RB 1972-73.....	2	4	13	3.3	8	0
Cleo Montgomery, WR 1980.....	1	1	12	12.0	12	0
John Farley, RB 1984.....	1	7	11	1.6	5	0
Lynn James, WR 1990.....	1	11	11	11.0	11	0
Rex Keeling, P 1968.....	1	1	10	10.0	10	0
Don Bass, TE 1978-82.....	5	1	9	9.0	9	0
Willie Shelby, CB 1976-77.....	2	5	9	1.8	3	0
Wayne Clark, QB 1974.....	1	1	8	8.0	8	1
Sandy Durko, S 1970-71.....	2	1	7	7.0	7	0
Patrick Robinson, RB 1993.....	1	1	6	6.0	6	0
Mike Levenseller, WR 1979-82.....	4	1	6	6.0	6	0
Mike Norseth, QB 1987-88.....	2	1	5	5.0	5	0
David Verser, WR 1981-84.....	4	2	5	2.5	5	0
Bobby Hunt, S 1968-69.....	2	1	5	5.0	5	1
Ryan Benjamin, RB 1993.....	1	3	5	1.7	2	0
Glen Bujnoch, G 1976-82.....	7	1	4	4.0	4	1
Doug Gaynor, QB 1986.....	1	1	4	4.0	4	0
Ted Washington, RB 1968.....	1	1	4	4.0	4	0
Rod Sherman, WR 1968.....	1	1	3	3.0	3	0
John McDaniel, WR 1974-77.....	4	2	3	1.5	5	0
Nathan Poole, RB 1979-80.....	2	6	3	0.5	7	0
Bruce Coslet, TE 1969-76.....	8	1	1	1.0	1	0
Jon Stofa, QB 1968-69.....	2	10	1	0.1	13	0
Rob Hertel, QB 1978.....	1	1	0	0.0	0	0
Marvin Cobb, S 1975-79.....	5	1	0	0.0	0	0
Bob Trumpy, TE 1968-77.....	10	1	-1	-1.0	-1	0
Jim Corbett, TE 1977-81.....	5	1	-1	-1.0	-1	0
Dennis Law, WR 1978.....	1	1	-1	-1.0	-1	0
Ira Hillary, WR 1986-89.....	1	1	-2	-2.0	-2	0
M.L. Harris, TE 1980-85.....	6	4	-5	-1.3	0	0
Pat McNally, WR, P 1976-85.....	10	5	-7	-1.4	18	0
Lee Johnson, P 1988-93.....	6	2	-9	-4.5	-7	0
Mike Barber, WR 1989.....	1	1	-13	-13.0	-13	0
Cris Collinsworth, WR 1981-88.....	8	7	-15	-2.1	7	0
Billy Brooks, WR 1976-79.....	4	3	-17	-5.6	-4	0

BENGALS ALLTIME RECEIVING STATISTICS

PLAYER	YRS.	NO.	YDS	AVG	LG	TD
Isaac Curtis, WR 1973-84	12	420	7,106	16.9	85	53
Cris Collinsworth, WR 1981-88	8	417	6,698	16.1	74	36
Eddie Brown, WR 1985-91	7	363	6,134	16.9	86	40
Rodney Holman, TE 1982-92	11	318	4,329	13.6	73	34
Bob Trumpy, TE 1968-77	10	298	4,630	15.5	80	35
James Brooks, RB 1984-91	8	290	3,012	10.4	57	30
Tim McGee, WR 1986-92	7	273	4,528	16.6	78	24
Dan Ross, TE 1979-83	5	263	3,204	12.2	38	16
Archie Griffin, RB 1976-83	8	192	1,607	8.4	52	7
Pete Johnson, RB 1977-83	7	186	1,430	7.7	34	6
Boobie Clark, RB 1973-78	6	151	1,139	7.5	39	2
Charles Alexander, RB 1979-85	7	151	1,045	6.9	65	2
Steve Kreider, WR 1979-86	8	150	2,119	14.1	56	9
Essex Johnson, RB 1968-75	8	121	1,541	12.7	78	11
Don Bass, TE 1978-82	5	117	1,580	13.5	55	13
Stanford Jennings, RB 1984-90	7	107	1,027	9.6	43	9
Lenvil Elliott, RB 1973-78	6	102	921	9.0	31	9
M. L. Harris, TE 1980-85	6	99	1,369	13.8	80	10
Charlie Joiner, WR 1972-75	4	98	1,769	18.0	55	8
Billy Brooks, WR 1976-79	4	93	1,683	18.1	94	7
Speedy Thomas, WR 1969-72	4	93	1,236	13.3	90	8
Harold Green, RB 1990-93	4	91	555	6.1	22	1
Doug Dressler, RB 1970-74	5	87	689	7.9	33	1
Jesse Phillips, RB 1968-72	5	76	427	5.6	31	2
Jeff Query, WR 1992-93	2	72	919	12.8	83	7
Carl Pickens, WR 1992-93	2	69	891	12.9	38	7
Paul Robinson, RB 1968-72	5	69	454	6.6	68	2
Mike Martin, WR 1983-89	7	67	1,017	15.2	54	6
Eric Kattus, TE 1986-91	6	66	698	10.6	57	5
Larry Kinnebrew, RB 1983-88	6	65	600	9.2	31	3
Bruce Coslet, TE 1969-76	8	61	878	14.4	71	7
Eric Crabtree, WR 1969-71	3	59	1,086	18.4	73	13
Pat McNally, WR 1976-85	10	57	808	14.2	59	5
Derrick Fenner, RB 1992-93	2	55	468	8.5	40	1
Ickey Woods, RB 1988-91	4	47	397	11.0	25	0
Tony McGee, TE 1993	2	44	525	11.9	37	0
Mike Barber, WR 1990-92	3	37	451	12.2	42	2
Jim Riggs, TE 1987-92	5	37	274	7.4	17	0
Craig Thompson, TE 1992-93	2	36	281	7.8	32	3
Reggie Rembert, WR 1991-93	3	36	437	12.1	27	1
Fred Willis, RB 1971-72	2	33	269	8.1	29	0
Rod Sherman, WR 1968	1	31	374	12.1	27	1
Craig Taylor, RB 1989-91	3	28	188	6.7	16	0
Ira Hillary, WR 1987-89	3	27	303	11.2	31	2
Stanley Wilson, RB 1983-84-86-88	4	27	277	10.3	34	2
John McDaniel, WR 1974-77	4	26	459	17.7	60	1
Jim Corbett, TE 1977-81	5	25	376	15.0	51	1
Deacon Turner, RB 1978-80	3	25	141	5.6	15	1
David Verser, WR 1981-84	4	23	454	19.7	73	3
Warren McVea, WR 1968	1	21	264	12.6	55	2
Eric Ball, RB 1989-93	5	21	212	10.1	48	3
Charlie Davis, RB 1974-75	2	19	171	9.0	32	0
Bill Johnson, RB 1985-88	4	19	147	7.7	17	0
Tom Smiley, RB 1968	1	19	86	4.5	17	0
Rodney Tate, RB 1982-83	2	18	142	7.9	25	0
Kendall Smith, WR 1989-90	2	17	185	10.9	41	1
Brian Brennan, WR 1992	1	16	166	10.4	21	1
Saint Saffold, WR 1968	1	16	172	10.8	25	0
Tony Davis, RB 1976-78	3	15	135	9.0	32	0
Stan Fritts, RB 1975-76	2	15	138	9.2	19	2

BENGALS ALLTIME RECEIVING STATISTICS

PLAYER	YRS.	NO.	YDS	AVG	LG	TD
Rick Walker, TE 1977-79.....	3	14	153	10.9	28	3
Ed Williams, RB 1974	1	13	98	7.5	16	2
Lynn James, WR 1991	1	10	139	13.9	22	1
Patrick Robinson, WR 1993.....	1	8	72	9.0	14	0
Ostell Miles, RB 1992-93	2	6	89	14.8	27	0
Wesley Carroll, WR 1993	1	6	81	13.5	28	0
David Frisch, TE 1993	1	6	43	7.2	12	0
Dennis Law, WR 1978.....	1	5	81	16.2	20	0
Marc Logan, RB 1987-88	2	5	34	6.8	18	0
Anthony Munoz, T 1980-92.....	13	5	23	4.6	12	4
Mike Dingle, RB 1991	1	5	32	4.6	12	1
Clem Turner, RB 1969	1	5	14	2.8	4	0
Jeff Thomason, TE 1992-93.....	2	4	22	5.5	10	0
Milt Stegall, WR 1992-93.....	2	4	43	10.6	13	1
Dana Wright, RB 1987	1	4	28	7.0	11	0
Estes Banks, RB 1968	1	4	15	3.8	13	1
Shane Garrett, WR 1991	1	3	32	10.7	13	0
Greg Meehan, WR 1987	1	3	25	8.3	12	0
Nathan Poole, RB 1979-80.....	2	3	-14	-4.6	3	0
Marquis Pleasant, WR 1987.....	1	2	45	22.5	35	0
Jack Novak, TE 1975.....	1	2	34	17.0	17	0
Mike Levenseller, WR 1979-82.....	4	2	30	15.0	22	0
John Garrett, WR 1989	1	2	29	14.5	18	0
Tim George, WR 1973.....	1	2	28	14.0	19	0
Wade Russell, T 1987	1	2	27	13.5	23	1
John Holifield, RB 1989	1	2	18	9.0	14	0
Ed Marshall, WR 1971	1	2	18	9.0	10	0
Ryan Benjamin, RB 1993	1	1	16	16.0	16	0
Don Kern, TE 1984-85.....	2	2	14	7.0	9	0
John Farley, RB 1984	1	2	11	5.5	10	0
Jeff Thomason, TE 1992-93.....	2	4	22	5.5	10	0
Carl Parker, WR 1988-89	2	1	45	45.0	45	0
Tommie Smith, WR 1969	1	1	41	41.0	41	0
Bernard Jackson, DB 1972-76	5	1	22	22.0	22	0
Bill Peterson, LB 1968-72	5	1	10	10.0	10	0
Al Chandler, TE 1980-82.....	3	1	9	9.0	9	0
Mike Kelly, TE 1970-72	3	1	9	9.0	9	0
David McCluskey, RB 1987	1	1	8	8.0	8	0
Sam Wyche, QB 1968-70.....	3	1	5	5.0	5	0
Drew Buie, WR 1972.....	1	1	5	5.0	5	0
Brian Blados, T 1984-88	5	1	4	4.0	4	0
Reece Morrison, RB 1972-73.....	2	1	4	4.0	4	0
Ken Johnson, DT 1971-77	7	1	3	3.0	3	0
Willie Shelby, RB 1976-77.....	2	1	3	3.0	3	0
Jim Hargrove, RB 1981	1	1	0	0.0	0	0
Harold Henson, RB 1975.....	1	1	-2	-2.0	-2	0

BENGALS ALLTIME PASSING STATISTICS

1970 1971 1972 1973 1974 1975 1976 1977 1978 1979 1980 1981 1982 1983 1984 1985 1986 1987 1988 1989 1990 1991 1992 1993 1994 1995 1996 1997 1998 1999 2000 2001 2002 2003 2004 2005 2006 2007 2008 2009 2010 2011 2012 2013 2014 2015 2016 2017 2018 2019 2020 2021 2022 2023 2024 2025 2026 2027 2028 2029 2030

PLAYER	YRS	ATT	COM	PCT	YDS	TDS	INT	RAT
Greg Cook, QB 1969-74.....	6	200	107	53.5	1,865	15	11	87.7
Sam Wyche, QB 1968-70.....	3	220	115	52.3	1,743	12	8	82.0
Ken Anderson QB, 1971-86.....	16	4475	2654	59.3	32,838	197	160	81.9
Boomer Esiason, QB, 1984-92.....	9	3378	1897	56.1	25,671	174	129	81.8
Turk Schonert, QB, 1980-85, 87-88.....	9	350	216	62.1	2,756	7	12	79.3
Virgil Carter, QB 1970-73.....	4	582	328	56.4	3,850	22	20	75.2
Erik Wilhelm, QB 1989-91, 93.....	4	123	70	56.9	822	4	5	74.6
Jay Schroeder, QB 1993.....	1	159	78	49.1	832	5	2	70.0
Don Hollas QB, 1991.....	2	113	67	58.1	645	3	4	69.4
David Klingler, QB 1992-93.....	2	441	237	53.7	2,465	9	11	66.6
Dewey Warren, QB 1968.....	1	80	47	58.8	506	1	4	60.9
Jon Stofa, QB 1968-69.....	2	177	85	48.0	896	5	5	60.8
Jack Thompson, QB 1979-82.....	4	370	175	47.3	2,072	13	19	55.3
John Reaves, QB 1975-78.....	4	276	131	47.5	1,546	7	17	47.5

LESS THAN 25 ATTEMPTS

Archie Griffin, RB 1976-83.....	8	4	3	75.0	39	2	0	144.9
Lenvil Elliott, RB 1973-78.....	6	1	1	100.0	17	0	0	118.8
Jack Gehrke, WR 1969-70.....	2	1	1	100.0	13	0	0	116.7
Pat McNally, WR & P 1976-85.....	10	4	3	75.0	81	0	0	116.7
Billy Brooks, WR 1976-79.....	4	2	1	50.0	8	1	0	100.1
Lee Johnson P-K 1988-93.....	6	3	2	66.7	7	1	0	100.0
Dale Livingston, P 1968-69.....	2	2	2	100.0	15	0	0	97.9
Adrian Breen, QB 1987.....	1	8	3	37.5	9	1	0	85.4
Stan Fritts, RB 1975-76.....	2	4	2	50.0	31	0	0	76.1
David Walter, QB 1987.....	1	21	10	47.6	113	0	0	64.2
Dave Green, P 1974-75.....	2	3	1	33.3	22	0	0	60.4
Fred Willis, RB 1971-72.....	2	2	1	50.0	8	0	0	58.3
Dave Lewis, QB & P 1970-73.....	4	14	6	42.9	57	0	0	54.8
Rob Hertel, QB 1978.....	1	4	1	25.0	9	0	0	36.5
Wayne Clark, QB 1974.....	1	22	9	40.9	93	0	3	12.1
Jim Breech, PK 1980-92.....	14	1	1	100.0	12	0	0	12.0
Carl Pickens, WR 1992-93.....	2	1	0	0.0	0	0	0	0.0

CINCINNATI BENGALS ALLTIME SCORING

PLAYER	YRS	TDR	TDP	TDRt	PAT	FG	SAF	PTS
Jim Breech, K 1980-92.....	13	0	0	0	476	225	0	1151
Horst Muhlmann, K 1969-74.....	6	0	0	0	189	120	0	549
Pete Johnson, RB 1977-83.....	7	64	6	0	-	-	0	420
James Brooks, RB 1984-91.....	8	37	31	0	-	-	0	386
Isaac Curtis, WR 1973-84.....	12	0	53	0	-	-	0	318
Chris Bahr, K 1976-79.....	4	0	0	0	130	62	0	316
Eddie Brown, WR 1985-91.....	7	0	41	0	-	-	0	246
Larry Kinnebrew, RB 1983-87.....	5	37	3	0	-	-	0	240
Cris Collinsworth, WR 1981-88.....	8	0	36	0	-	-	0	216
Bob Trumpy, TE 1968-77.....	10	0	35	0	-	-	0	210
Rodney Holman, TE 1982-92.....	11	0	2	0	-	-	0	204
Essex Johnson, RB 1968-75.....	8	18	11	0	-	-	0	174
Boobie Clark, RB 1973-78.....	6	25	2	0	-	-	0	162
Ickey Woods, RB 1988-91.....	4	26	0	0	-	-	0	162
Tim McGee, WR 1986-92.....	7	0	24	0	-	-	0	144
Paul Robinson, RB 1968-72.....	5	19	2	0	-	-	0	126
Ken Anderson, QB 1971-86.....	16	20	0	0	-	-	0	120
Stanford Jennings, RB 1984-90.....	7	9	8	1	-	-	0	108
Dan Ross, TE 1979-83.....	5	0	16	0	-	-	0	96
Charles Alexander, RB 1979-85.....	7	13	2	0	-	-	0	90
Doug Pelfrey, PK 1993.....	0	0	0	0	13	24	0	85
Don Bass, TE 1978-82.....	5	0	13	1	-	-	0	84
Archie Griffin, RB 1976-83.....	8	7	7	0	-	-	0	84
Eric Crabtree, WR 1969-71.....	3	0	13	0	-	-	0	78
Stan Fritts, RB 1975-76.....	2	11	2	0	-	-	0	78
Lemar Parrish, CB 1970-78.....	9	0	0	13	-	-	0	78
Stanley Wilson, RB 1983-84, 86, 88, 4	11	11	2	0	-	-	0	78
Lenvil Elliott, RB 1973-78.....	6	3	9	0	-	-	0	72
Chip Myers, WR 1969-76.....	8	0	12	0	-	-	0	72
Eric Ball, RB 1989-93.....	5	7	3	0	-	-	0	66
Dave Green, K 1974-75.....	2	0	0	0	40	10	0	70
Doug Dressler, RB 1970-74.....	5	9	1	0	-	-	0	60
M.L. Harris, TE 1980-85.....	6	0	10	0	-	-	0	60
Jesse Phillips, RB 1968-72.....	5	8	2	0	-	-	0	60
Dale Livingston, K 1968-69.....	2	0	0	0	20	13	0	59
Speedy Thomas, WR 1969-72.....	4	1	8	0	-	-	0	54
Steve Kreider, WR 1979-86.....	8	0	9	0	-	-	0	54
Derrick Fenner, RB 1992-93.....	2	8	1	0	-	-	0	54
Bruce Coslet, TE 1969-76.....	8	0	7	1	-	-	0	48
Charlie Joiner, WR 1972-75.....	4	0	8	0	-	-	0	48
Ian Sunter, K 1980.....	1	0	0	0	15	11	0	48
Carl Pickens, WR 1992-93.....	2	0	7	1	-	-	0	48
Jeff Query, WR 1992-93.....	2	0	7	0	-	-	0	42
Fred Willis, RB 1971-72.....	2	7	0	0	-	-	0	42
Ed Williams, RB 1974.....	1	5	2	0	-	-	0	42
Billy Brooks, WR 1976-79.....	4	0	7	0	-	-	0	42
Harold Green, RB 1990-93.....	4	5	1	0	-	-	0	36
Jack Thompson, QB 1979-82.....	4	6	0	0	-	-	0	36
Tony Davis, RB 1976-78.....	3	5	0	1	-	-	0	36
Boomer Esiason, QB 1984-92.....	9	5	0	0	-	-	0	30
Ken Riley, CB 1969-83.....	15	0	0	5	-	-	0	30
Pat McNally, WR 1976-85.....	10	0	5	0	-	-	0	30
Eric Kattus, TE 1986-91.....	6	0	5	0	-	-	0	30
Virgil Carter, QB 1970-73.....	4	4	0	0	1	-	0	25
Anthony Munoz, T 1980-92.....	11	0	4	0	-	-	0	24
Mike Martin, WR 1983-89.....	7	0	6	0	-	-	0	36
Reggie Williams, LB 1976-89.....	14	0	0	3	-	-	3	24
Tommy Casanova, S 1972-77.....	6	0	0	4	-	-	0	24
Al Beauchamp, LB 1969-75.....	7	0	0	3	-	-	0	18
Scott Perry, CB 1976-79.....	4	0	0	3	-	-	0	18
Louis Breeden, CB 1978-87.....	10	0	0	3	-	-	0	18
James Griffin, S 1983-85.....	3	0	0	3	-	-	0	18
Sam Wyche, QB 1968-70.....	3	3	0	0	-	-	0	18
Turk Schonert, QB 1980-85, 87-89.....	9	3	0	0	-	-	0	18
Warren McVea, WR 1968.....	1	1	2	0	-	-	0	18
Rick Walker, TE 1977-79.....	3	0	3	0	-	-	0	18
Ray Griffin, CB 1978-84.....	7	0	0	3	-	-	0	18
David Verser, WR 1981-84.....	4	0	3	0	-	-	0	18
Craig Thompson, TE 1991-93.....	2	0	3	0	-	-	0	18

CINCINNATI BENGALS ALLTIME SCORING

PLAYER	YRS	TDR	TDP	TDR1	PAT	FG	SAF	PTS
David Fulcher, S 1986-92.....	7	0	0	2	-	-	1	14
Mitchell Price, PR 1990-93.....	3	0	0	2	-	-	0	12
Craig Taylor, RB 1989-91.....	3	2	0	0	-	-	0	12
Mike Barber, WR 1990-91.....	3	0	2	0	-	-	0	12
Willie Shelby, CB 1976-77.....	2	0	0	2	-	-	0	12
Deacon Turner, RB 1978-80.....	3	1	1	0	-	-	0	12
John Reaves, QB 1975-78.....	4	2	0	0	-	-	0	12
Royce Berry, DE 1969-75.....	7	0	0	2	-	-	0	12
Robert Jackson, S 1981-89.....	9	0	0	2	-	-	0	12
Ray Horton, 1983-88.....	6	0	0	2	-	-	0	12
Ira Hillary, WR 1987-89.....	3	0	2	0	-	-	0	12
James Francis, LB 1990-93.....	3	0	0	2	-	-	0	12
Carl Thompson, WR 1992.....	1	0	2	0	-	-	0	12
Rod Sherman, WR 1968.....	1	0	1	0	4	-	0	10
Leon White, LB 1986-91.....	6	0	0	1	-	-	1	8
Glen Bujnoch, G 1976-82.....	7	1	0	0	-	-	0	6
Jim Corbett, TE 1977-81.....	5	0	1	0	-	-	0	6
Bill Johnson, RB 1985-88.....	4	1	0	0	-	-	0	6
Marc Logan, RB 1987-88.....	2	1	0	0	-	-	0	6
Greg Cook, QB 1969-74.....	6	1	0	0	-	-	0	6
Tom Smiley, RB 1968.....	1	1	0	0	-	-	0	6
David McCluskey, RB 1987.....	1	1	0	0	-	-	0	6
Jeff Hayes, P 1986.....	1	1	0	0	-	-	0	6
Jim Hargrove, RB 1981.....	1	1	0	0	-	-	0	6
Bobby Hunt, S 1968-69.....	2	0	0	1	-	-	0	6
Wayne Clark, QB 1974.....	1	1	0	0	-	-	0	6
Wade Russell, T 1987.....	1	0	1	0	-	-	0	6
John McDaniel, WR 1974-77.....	4	0	1	0	-	-	0	6
Charlie King, S 1968-69.....	2	0	0	1	-	-	0	6
Jim Griffin, DE 1968-69.....	2	0	0	1	-	-	0	6
Neal Craig, S 1971-73.....	3	0	0	1	-	-	0	6
Marvin Cobb, S 1975-79.....	5	0	0	1	-	-	0	6
Bob Maddox, DE 1974.....	1	0	0	1	-	-	0	6
Melvin Morgan, CB 1972-73.....	2	0	0	1	-	-	0	6
Dick Jauron, S 1978-81.....	4	0	0	1	-	-	0	6
Howie Kurnick, LB 1979.....	1	0	0	1	-	-	0	6
Jim LeClair, LB 1972-83.....	12	0	0	1	-	-	0	6
John Simmons, CB 1981-86.....	6	0	0	1	-	-	0	6
Mike St. Clair, DE 1980-82.....	3	0	0	1	-	-	0	6
Bo Harris, LB 1975-82.....	8	0	0	1	-	-	0	6
Leo Barker, LB 1984-89.....	4	0	0	1	-	-	0	6
Lewis Billups, CB 1986-91.....	5	0	0	1	-	-	0	6
Massimo Manca, K 1987.....	1	0	0	0	3	1	0	6
Barney Bussey, S 1986-91.....	6	0	0	1	-	-	0	6
Team, 1968-91.....	25	0	0	0	-	-	3	6
Lee Johnson, PK 1988-93.....	4	0	0	0	0	2	0	6
Mike Dingle, RB 1991.....	1	1	0	0	-	-	0	6
Lynn James, WR 1991.....	1	0	1	0	-	-	0	6
Reggie Rembert, WR 1991-93.....	3	0	1	0	-	-	0	6
Rod Saddler, DE 1991.....	1	0	0	1	-	-	0	6
Brian Brennan, WR 1992.....	1	0	1	0	-	-	0	6
Milt Stegall, WR 1992-93.....	1	0	1	0	-	-	0	6
Fernandus Vinson, FS 1991-93.....	1	0	0	1	-	-	0	6
Ray Bentley, LB 1992.....	1	0	0	1	-	-	0	6
Mike Brim, CB 1993.....	1	0	0	1	-	-	0	6
Ostell Miles, RB 1992-93.....	1	1	0	0	-	-	0	6
Darryl Williams, FS 1992-93.....	2	0	0	1	-	-	0	6
Sherman White, DE 1972-75.....	4	0	0	0	-	-	1	2
Ron Carpenter, DE 1969-76.....	8	0	0	0	-	-	1	2
Coy Bacon, DE 1976-78.....	3	0	0	0	-	-	1	2
Gary Burley, DE 1976-83.....	8	0	0	0	-	-	1	2
Scott Schutt, LB 1987.....	1	0	0	0	-	-	1	2
Ross Browner, DE 1979-86.....	8	0	0	0	-	-	1	2
Alex Gordon, LB 1991-93.....	2	0	0	0	-	-	1	2
Alfred Williams, LB 1991-93.....	3	0	0	0	-	-	1	2
Sandro Vitiello, K 1980.....	1	0	0	0	1	2	0	1

BENGALS ALLTIME INTERCEPTION STATISTICS

PLAYER	POS.	YRS.	NO.	TD
Ken Riley.....	CB	1969-83	65	5
Louis Breeden.....	CB	1978-87	34	3
David Fulcher.....	SS	1986-92	31	2
Lemar Parrish.....	CB	1970-78	25	4
Tommy Casanova.....	FS	1972-77	17	2
Eric Thomas.....	CB	1987-92	16	1
Reggie Williams.....	LB	1976-89	16	1
Robert Jackson.....	FS	1981-88	15	2
Al Beauchamp.....	LB	1969-75	15	0
Ray Horton.....	CB	1983-88	14	2
Marvin Cobb.....	FS	1975-79	13	0
Ray Griffin.....	CB	1978-84	11	3
Dick Jauron.....	FS	1978-81	11	0
Jim LeClair.....	LB	1972-83	10	0
James Griffin.....	FS	1983-85	9	2
Bill Bergey.....	LB	1969-73	9	0
Bernard Jackson.....	FS	1972-76	9	0
Bobby Kemp.....	SS	1981-86	9	0
Fletcher Smith.....	CB	1968-71	9	0
Lewis Billups.....	CB	1986-91	9	0
Barney Bussey.....	SS	1986-92	9	0
James Francis.....	LB	1990-93	7	2
Bo Harris.....	LB	1975-82	7	0
Rickey Dixon.....	FS	1988-92	6	0
Darryl Williams.....	FS	1992-93	6	1
Glenn Cameron.....	LB	1975-85	5	0
Neal Craig.....	FS	1971-73	5	0
Bobby Hunt.....	FS	1968-69	5	0
Bill Peterson.....	LB	1968-72	5	0
Sandy Durko.....	FS	1970-71	4	0
Scott Perry.....	CB	1976-79	4	0
Doug Adams.....	LB	1971-74	3	0
Ken Dyer.....	FS	1969-71	3	0
Kenny Graham.....	SS	1970	3	0
Jess Phillips.....	FS	1968-72	3	0
Leo Barker.....	LB	1984-91	3	0
Ron Pritchard.....	LB	1972-77	3	0
Mike Brim.....	CB	1993	3	1
Jimmy Turner.....	CB	1983-86	2	0
John Simmons.....	CB	1981-86	2	1
Solomon Wilcotts.....	FS	1987-90	2	0
Carl Zander.....	LB	1985-91	3	0
Rod Jones.....	CB	1993-93	3	0
Mitchell Price.....	CB	1990-92	2	0
Ken Avery.....	LB	1969-74	2	0
Leon White.....	LB	1986-91	2	0
Mike Fuller.....	FS	1981-82	2	0
Harry Gunner.....	DE	1968-69	2	1
Melvin Morgan.....	CB	1972-73	2	0
Daryl Smith.....	CB	1987-88	2	0
Sheldon White.....	CB	1993	2	0
Alonzo Mitz.....	DE	1991-92	2	0
Jim Browner.....	FS	1979	1	0
Ross Browner.....	DE	1978-86	1	0
Richard Fain.....	CB	1991	1	0
Leonard Wheeler.....	CB	1992-93	2	0
David Grant.....	DE	1988-91	1	0
Greg Bright.....	FS	1980-82	1	0
Al Coleman.....	FS	1969-71	1	0
Ricky Davis.....	FS	1975	1	0
Chris Devlin.....	LB	1975-78	1	0
Tom Dinkel.....	LB	1978-83,85	1	0
Eddie Edwards.....	DE	1977-88	1	0
Bryan Hicks.....	FS	1981-84	1	0
John Guillory.....	FS	1969-70	1	0
Sherrill Headrick.....	LB	1968	1	0
Charlie King.....	CB	1968-69	1	0
Joe Kelly.....	LB	1986-88	1	0
Rob Niehoff.....	FS	1987	1	0
Rick Razzano.....	LB	1980-84	1	0
Jeff Schuh.....	LB	1981-85	1	0
Wilson Whitley.....	DT	1977-82	1	0
Richard Carey.....	CB	1989	1	0
Ricardo McDonald.....	LB	1992	1	0
Steve Tovar.....	LB	1993	1	0

BENGALS' PRO BOWL HISTORY

Bengals tackle Anthony Munoz was selected to play in 11 AFC-NFC Pro Bowl games, more than any other NFL player.

Sharing second place on the all-time list, with 10 selections, are Lawrence Taylor of the Giants, Ronnie Lott of the 49ers and Raiders, Mike Singletary of the Bears and Ken Houston of the Oilers and Redskins.

The complete Bengals list:

PLAYER	SELECTIONS	YEARS
Anthony Munoz, T	11	1982-92
Lemar Parrish, CB	7	1971-77
Ken Anderson, QB	4	1976-77, 1982-83
James Brooks, RB	4	1987, 1989-91
Isaac Curtis, WR	4	1974-77
Cris Collinsworth, WR	3	1982-84
Boomer Esiason, QB	3	1987-88, 1990
David Fulcher, S	3	1989-91
Rodney Holman, TE	3	1989-91
Max Montoya, G	3	1987, 1989-90
Tim Krumrie, NT	2	1988-89
Mike Reid, DT	2	1973-74
Bob Trumpy, TE	2	1971, 1974
Eddie Brown, WR	1	1989
Tom Casanova, S	1	1975
Harold Green, RB	1	1993
Pete Johnson, RB	1	1982
Jim LeClair, LB	1	1977
Pat McNally, P	1	1977
Chip Myers, WR	1	1973
Dan Ross, TE	1	1983
Eric Thomas, CB	1	1989

(Year listed is year Pro Bowl game was played.)



ALL-PRO TACKLE ANTHONY MUNOZ

... says goodbye.

CINCINNATI BENGALS CHRONOLOGY



Paul Brown, who had left the Cleveland Browns following the 1962 season with an NFL record of 115-49-6, seven conference titles, and three NFL championships, had the urge to get back into football. His son Mike did a study on pro football expansion and recommended Cincinnati as a potential site. In **1965**, Brown met with Ohio Governor James Rhodes and the two agreed the state could accommodate a second pro football team.

1966 Fearful the Reds baseball team would leave town and feeling pressure from local businessmen pushing for a pro football franchise, Cincinnati's city council approved the construction of Riverfront Stadium.

1967 Brown's group was awarded an AFL expansion franchise. Brown called the team the Bengals, the name of the previous Cincinnati AFL franchises in 1937, 1940, and 1941. The Bengals acquired quarterback John Stofa by trading two draft choices to Miami.

1968 The Bengals were awarded 40 veteran players in the allocation draft. In the college draft they selected Tennessee center Bob Johnson as their first pick. Other draftees included running backs Jess Phillips and Essex Johnson, tight end Bob Trumpy, linebacker Al Beauchamp, and tackle Howard Fest. The Bengals lost their first preseason game 38-14 to Kansas City before 21,682 fans at Nippert Stadium. The Bengals played respectably during the regular season, upsetting Denver 24-10 and Buffalo 34-23 in their first two home games. Paul Robinson led the AFL in rushing with 1,023 yards and was named rookie of the year.

1969 Brown drafted quarterback Greg Cook of the University of Cincinnati in the first round. The same draft also produced linebacker Bill Bergey. The Bengals jumped to a 3-0 record, but the club finished 4-9-1. Brown was named AFL coach of the year. Bergey was honored as AFL defensive rookie of the year, and Cook won the AFL passing title.

1970 After his arm went bad in training, Cook was placed on the injured reserve list. Virgil Carter, a castoff from two other NFL teams, was signed to play quarterback. The Bengals lost six of the first seven games, then rallied to win the last seven for an 8-6 record. They became the first third-year expansion team to win a division title, the AFC Central. They lost to Baltimore 17-0 in the playoffs.

1971 The Bengals picked up quarterback Ken Anderson and tackle Vernon Holland in the draft, then went 5-0-1 in preseason play. After a 37-14 victory over Philadelphia, the Bengals lost seven in a row on the way to a 4-10 record.

1972 Looking for defensive help, Brown drafted end Sherman White, safety Tommy Casanova, linebacker Jim LeClair, and cornerback Bernard Jackson. Anderson unseated Carter as starting quarterback, and the Bengals won three of their last four to post an 8-6 record. Chip Myers set a club record with 57 pass receptions.

1973 Brown drafted wide receiver Isaac Curtis and runners Boobie Clark and Lenvil Elliott. The Bengals split their first eight games, then swept their last six and won their second AFC Central Division championship. Cincinnati lost to Miami 34-16 in the AFC playoffs. Clark, who finished the year with 988 yards rushing and 45 pass receptions, was

CINCINNATI BENGALS CHRONOLOGY

1970 1971 1972 1973 1974 1975 1976 1977 1978 1979 1980 1981 1982 1983 1984 1985 1986 1987 1988 1989 1990 1991 1992 1993 1994 1995 1996 1997 1998 1999 2000 2001 2002 2003 2004 2005 2006 2007 2008 2009 2010 2011 2012 2013 2014 2015 2016 2017 2018 2019 2020 2021 2022

named AFC rookie of the year. Essex Johnson led Cincinnati with a career-high 997 yards rushing and Curtis caught 45 passes.

1974 Cincinnati traded Bergey to Philadelphia for two first-round draft choices and third-round pick in 1977. LeClair replaced Bergey at middle linebacker. The Bengals won four of their first five games but couldn't keep pace with Super Bowl-bound Pittsburgh. Anderson won the NFL passing championship and completed a club-record 64.9 percent of his attempts. Cornerback Lemar Parrish led the NFL in punt returns.

1975 The Bengals opened with six straight wins. LeClair preserved a 21-19 victory over Houston, making all four tackles in a goal-line stand. The Bengals won their eighth game in nine starts against Buffalo as Anderson completed 30 of 46 passes for 447 yards, the tenth-highest one-game total in NFL history. Cincinnati scored 27 points in the first quarter to crush San Diego 47-14 and finish 11-3, its best regular-season record. The Bengals qualified as the AFC wild card team for the playoffs, but their losing postseason record continued with a 31-28 setback to Oakland. Anderson won his second NFL passing championship. A serious blow was the loss of defensive tackle Mike Reid, who retired at 26 to pursue a career in music.

1976 Brown announced his retirement after 41 seasons of coaching and named Bill Johnson, his long-time assistant, as the successor. Brown continued to serve as the club's general manager and vice president. The Bengals acquired defensive end Coy Bacon in a trade with San Diego and drafted halfback Archie Griffin, the two-time Heisman Trophy winner from Ohio State. The Bengals set a fast pace in the AFC Central Division, winning 9 of their first 11 games. The season came down to games against Pittsburgh and Oakland and the Bengals lost both. Those defeats not only cost Cincinnati the division title but the AFC wild card spot as well. Cornerback Ken Riley led the AFC with nine interceptions.

1977 A loss to Houston in the final game cost the Bengals a spot in the playoffs. The team finished with an 8-6 record. Curtis missed the final six games with a knee injury, Bob Trumpy retired.

1978 The Bengals played the first four games without Anderson. Johnson was replaced as head coach after 0-5 start. Homer Rice took over, but the losing streak continued; the Bengals won only once in the first three months of the season. Wins over Atlanta, Los Angeles, and Cleveland at season's end improved the record to 4-12.

1979 After six straight losses to open the season, the Bengals stunned Pittsburgh 34-10, recovering seven Steelers fumbles. Ray Griffin ran back an intercepted pass a club-record 96 yards in a 26-24 loss to San Diego. Pete Johnson powered his way to 15 touchdowns, but the Bengals struggled to their second successive 4-12 record. Former Cleveland coach Forrest Gregg was named to replace Rice as head coach.

1980 Scoring touchdowns was the major problem as the Bengals went 6-10 in 1980. They managed only 244 points, lowest in the AFC. Anderson had a sub-par year with only six

CINCINNATI BENGALS CHRONOLOGY

touchdown passes. The Bengals won only one of their first five games but upset defending Super Bowl champion Pittsburgh twice. First-round draft choice Anthony Munoz impressed at offensive tackle.

1981 The Bengals unveiled new uniforms with tiger-striped helmets, jerseys, and pants. They had at least a share of the AFC Central lead the entire season, and on December 6 Anderson threw two touchdowns as the Bengals clinched the division with a 17-10 victory over the Steelers. Cornerback Louis Breeden tied an NFL record when he returned a pass interception 102 yards for a touchdown in Cincinnati's 40-17 victory over the Chargers in San Diego. Anderson led the NFL in passing with a 98.5 rating. On January 3, the Bengals defeated the Buffalo Bills 28-21 in an AFC divisional playoff game. A week later, playing in their first AFC Championship Game, the Bengals defeated the San Diego Chargers 27-7 in a temperature of nine degrees below zero with a wind-chill factor of minus 59. In Super Bowl XVI on January 24, the Bengals trailed 20-0 at halftime and couldn't make up the deficit, losing to San Francisco 26-21.

1982 The Bengals followed up their Super Bowl season with another strong showing. They finished the strike-shortened season behind only the Raiders with a 7-2 mark. The Jets caught them sleeping in the first round of the playoffs, though, beating them 44-17. Anderson led the AFC in passing for the fourth time as the Bengals boasted the second-best offense in the NFL. Their defense ranked third in the NFL against the run.

1983 The Bengals' season looked promising at the start of 1983, but a horrendous opening brought about a premature ending. Cincinnati started the season by losing six of its first seven games. The Bengals never recovered and finished 7-9. Despite the losing record, the Bengals claimed the top overall defense in the NFL. In the off-season, Gregg resigned as head coach and Sam Wyche was named as his replacement.

1984 Pete Johnson was traded to San Diego for running back James Brooks. The Bengals lost their first five games and then bounced back to win eight of the last 11 and force the AFC Central Division championship race into the final week of the season, only to fall a game short of Pittsburgh. Cincinnati finished 8-8.

1985 Wide receiver Eddie Brown from Miami (Fla.) was the Bengals' top draft choice. Wide receiver Isaac Curtis, a premier Bengal for 12 years, retired shortly before training camp opened. Cincinnati got off to another slow start, losing its first four games. The Bengals finished 7-9 and were in the thick of the AFC Central race, which was won by Cleveland with an 8-8 record. Second-year quarterback Boomer Esiason replaced Ken Anderson. Offensive tackle Anthony Munoz was named to the AFC Pro Bowl team the fifth consecutive time. The Bengals set a club scoring record with 441 points.

1986 Cincinnati's No. 1 selection in the college draft was linebacker Kelly, who played at Washington. Wide receiver Tim McGee of Tennessee was drafted later in the first round. Punter Pat McNally retired. The Bengals unleashed a high-powered offense in their battle for the AFC Central Division

CINCINNATI BENGALS CHRONOLOGY

title and finished 10-6 and narrowly missed a playoff berth. Offensive tackle Anthony Munoz was selected to the AFC Pro Bowl team for the sixth year in a row. He was joined by guard Max Montoya, running back James Brooks and quarterback Boomer Esiason. Linebacker Reggie Williams was selected "One of the Top 10 Young Men In America" by the United States Jaycees. Later, Williams was selected NFL Man of the Year for his efforts to charity and the community and was honored at the Pro Bowl in Honolulu, Hawaii. Munoz was named Seagrams' top offensive lineman of 1986.

1987 Jason Buck, a defensive end and Outland Trophy winner from Brigham Young, was the Bengals' No. 1 draft choice. Kicker Jim Breech led the AFC in scoring with 97 points. Offensive tackle Anthony Munoz was voted to the AFC Pro Bowl team for the seventh consecutive year. Munoz did not play in the Pro Bowl game because of a shoulder operation. Nose tackle Tim Krumrie played in his first Pro Bowl game.

1988 The Bengals brought about the biggest turn-around in NFL history by rising from a 4-11 team in 1987 to a 12-4 regular season mark in 1988, the AFC Central Division title, the AFC championship and a berth in Super Bowl XXIII against the San Francisco 49ers. The Bengals fell in the Super Bowl, 20-16, when the 49ers scored a touchdown with 34 seconds remaining. Coach Sam Wyche and his Bengals recorded a 14-5 record in regular and post season play, the best in the NFL. Wyche received numerous honors for his brilliant coaching and nine Bengals were selected for the Pro Bowl – quarterback Boomer Esiason, nose tackle Tim Krumrie, tackle Anthony Munoz, guard Max Montoya, tight end Rodney Holman, wide receiver Eddie Brown, running back James Brooks, safety David Fulcher and cornerback Eric Thomas. Esiason was voted the NFL's most valuable player and Munoz the top offensive lineman. Linebacker Reggie Williams received the "Sportsman of the Year Award" from Sports Illustrated. The Award was presented to Williams by President Reagan in an Oval Office ceremony prior to the 1988 season. Defensive back Rickey Dixon, an All-American from Oklahoma, was the first selection in the 1988 draft. "Ickey" Woods, the top rusher in college football in 1987 while at Nevada-Las Vegas, was Cincinnati's second choice. Woods led the Bengals in rushing in 1988 with 1066 yards.

1989 The Bengals defeated the Buffalo Bills, 21-10, to win the AFC championship, on January 8 at Riverfront Stadium. Cincinnati lost to San Francisco, 20-16, in Super Bowl XXIII on January 22 in Miami, Fla. The Bengals traded their first round draft choice to Atlanta for three later selections. Eric Ball, a running back from UCLA, was Cincinnati's first selection, coming in the second round. Guard Freddie Childress of Arkansas was the Bengals' second choice in the second round. The Bengals, hit hard by injuries throughout the season, went 8-8 and narrowly missed gaining a spot in the playoffs. Six Bengals were selected for the Pro Bowl – tackle Anthony Munoz, quarterback Boomer Esiason, strong safety David Fulcher, running back James Brooks, tight end Rodney Holman and guard Max Montoya.

1990 The Bengals obtained running back Paul Palmer and wide receiver Mike Barber and lost Montoya.

CINCINNATI BENGALS CHRONOLOGY

wide receiver Ira Hillary and tackle Rob Woods in Plan B. Cincinnati drafted Baylor linebacker James Francis in the first round of the draft. Running back Harold Green of South Carolina was the second round choice. Cincinnati posted a 9-7 regular season record to win the AFC Central Division Championship and move into the playoffs where the Bengals belted the Houston Oilers, 41-14, before losing to the Los Angeles Raiders, 20-10, in the second round. Three Bengals were selected for the Pro Bowl game – tackle Anthony Munoz, tight end Rodney Holman and strong safety David Fulcher.

1991 The Bengals acquired linebacker Alex Gordon and running back Derrick Fenner and lost safety Solomon Wilcotts, nose tackle Mike Hammerstein and quarterback Todd Philcox in Plan B. Cincinnati drafted outside linebacker Alfred Williams, an All-American from Colorado, in the first-round of the 1991 draft. Paul Brown, founder of the Bengals and a member of the Pro Football Hall of Fame, died August 5. The Bengals had a 3-13 season record. Dave Shula replaced Sam Wyche as head coach following the season.

1992 The Bengals made quarterback David Klingler, who played in college for the University of Houston, their No.1 draft choice. Klingler started four of the final five games of the season in which the Bengals finished 5-11. Harold Green rushed for 1170 yards and was selected to play in the Pro Bowl. All Pro Anthony Munoz played his final game for the Bengals. Michael Pope was named offensive coordinator after the season, and Ken Anderson was signed as coach of the quarterbacks.

1993 Defensive lineman John Copeland, an All-American from Alabama, was the Bengals' first-round draft choice. The Bengals acquired cornerbacks Sheldon White and Mike Brim and quarterback Jay Schroeder, who were unrestricted free agents, and lost cornerback Eric Thomas, wide receiver Tim McGee and safety Barney Bussey and tight end Jim Riggs. Quarterback Boomer Esiason was traded to the New York Jets for a third-round draft choice. The young Bengals lost their first 10 games before defeating the Los Angeles Raiders, 16-10. Cincinnati then had wins over the Los Angeles Rams, 15-3, and the Atlanta Falcons, 21-17, in the final weeks of the season and finished 3-13.

1994 The Cincinnati coaching staff underwent a change when Bruce Coslet, former head coach of the New York Jets, returned as the offensive coordinator and Larry Peccatiello became the defensive coordinator after Ron Lynn resigned. The Bengals signed eight veteran free agents while losing only one, and they used the top pick in the draft on Ohio State defensive tackle Dan Wilkinson.

BENGALS TOUGH IN OT

~~~~~

The Cincinnati Bengals are 10-5 in overtime games:

**Oct. 30, 1977 – Cincinnati 13, Houston 10, at Cincinnati;** Bengals win toss. Chris Bahr kicks 22-yard field goal at 5:51.

**Sept. 10, 1978 – Cleveland 13, Cincinnati 10, at Cleveland;** Browns win toss. Collins returns kickoff 41 yards to Browns 47. Cockcroft kicks 27-yard field goal at 4:30.

**Sept. 23, 1979 – Houston 30, Cincinnati 27, at Cincinnati;** Oilers win toss. Parsley punts and Lusby returns to Bengals' 33. Bahr's 32-yard field goal attempt is wide right at 8:05. Parsley's punt downed on Bengals' 5. McNally punts and Ellender returns to the Bengals' 42. Fritsch's third down, 29-yard field goal attempt hits left upright and bounces through at 14:28.

**Dec. 14, 1980 – Cincinnati 17, Chicago 14, at Chicago;** Bengals win toss. Jim Breech kicks 28-yard field goal at 4:23.

**Sept. 27, 1981 – Cincinnati 27, Buffalo 24, at Cincinnati;** Bills win toss. Cater punts into end zone for touchback. Bengals drive to Bills' 10 where Breech kicks 28-yard field goal at 9:33.

**Sept. 19, 1982 – Pittsburgh 26, Cincinnati 20, at Pittsburgh;** Bengals win toss. Anderson's pass intended for Kreider intercepted by Woodruff and returned 30 yards to Cincinnati 2. Bradshaw completes two-yard touchdown pass to Stallworth on first down at 1:08.

**Dec. 2, 1984 – Cincinnati 20, Cleveland 17, at Cleveland;** Browns win toss. Simmons returns Cox's punt 30 yards to Cleveland 35. Breech kicks 35-yard field goal seven plays later at 4:34.

**Sept. 14, 1986 – Cincinnati 36, Buffalo 33, at Cincinnati;** Bills win toss. Zander intercepts Kelly's first down pass and returns it to Bills' 17. Breech kicks 23-yard field goal two plays later at 0:56.

**Dec. 6, 1987 – Cincinnati 30, Kansas City 27, at Cincinnati;** Bengals win toss. Teams trade punts. Breech kicks 32-yard field goal 16 plays later at 9:44.

**Dec. 17, 1988 – Cincinnati 20, Washington 17, at Cincinnati;** Bengals win toss. Grant recovers Williams' fumble at Redskins' 17. Breech kicks 20-yard field goal three plays later at 7:01.


**Oct. 7, 1990 – Cincinnati 34, Los Angeles Rams 31, at Anaheim, Calif.** Rams win toss. Possession exchanged four times. Bengals start scoring drive from their own 11-yard line with 8:05 remaining and win on 44-yard field goal by Breech with 5:41 on the clock.

**Dec. 9, 1990 – San Francisco 20, Cincinnati 17, at Cincinnati.** 49ers win toss and drive from their 19-yard line to the Bengals' six where Cofer kicks a 23-yard field goal.

**Nov. 10, 1991 – Pittsburgh 33, Cincinnati 27, at Cincinnati.** Steelers win toss and are stopped by Bengals on their own 29, forcing a punt. Steelers recover Bengals' fumble on Pittsburgh 37, then score TD on 26-yard pass from O'Donnell to Green.

**Sept. 13, 1992 – Cincinnati 24, Los Angeles Raiders 21, at Cincinnati;** Raiders win toss, fumble kickoff and Cincinnati recovers. Jim Breech kicks 34-yard field goal.

**Nov. 8, 1992 – Cincinnati 31, Chicago 28 at Chicago.** Chicago wins toss. Bengals defense stops drive, takes over after punt and drives to Chicago 18-yard line. Breech delivers a 36-yard field goal.



## **SECTION 5:**

# **THE RECORD BOOK**

# BENGALS INDIVIDUAL RECORDS

## (REGULAR SEASON)

## SCORING

### TOTAL POINTS

|               |       |                                           |         |
|---------------|-------|-------------------------------------------|---------|
| <b>CAREER</b> | 1,151 | Jim Breech .....                          | 1980-92 |
|               | 549   | Horst Muhlmann .....                      | 1969-74 |
|               | 420   | Pete Johnson .....                        | 1977-83 |
|               | 384   | James Brooks .....                        | 1984-90 |
|               | 318   | Isaac Curtis .....                        | 1973-84 |
| <b>SEASON</b> | 120   | Jim Breech .....                          | 1985    |
|               | 115   | Jim Breech .....                          | 1981    |
|               | 111   | Horst Muhlmann .....                      | 1972    |
|               | 108   | Horst Muhlmann .....                      | 1970    |
| <b>GAME</b>   | 24    | Larry Kinnebrew, Oct. 28, 1984 at Houston |         |
|               | 19    | Horst Muhlmann, Nov. 8, 1970 at Buffalo   |         |
|               | 19    | Horst Muhlmann, Dec. 17, 1972 at Houston  |         |

### TOUCHDOWNS

|               |    |                                           |         |
|---------------|----|-------------------------------------------|---------|
| <b>CAREER</b> | 70 | Pete Johnson .....                        | 1977-83 |
|               | 64 | James Brooks .....                        | 1984-91 |
|               | 53 | Isaac Curtis .....                        | 1973-84 |
|               | 41 | Eddie Brown .....                         | 1985-91 |
|               | 40 | Larry Kinnebrew .....                     | 1983-87 |
| <b>SEASON</b> | 16 | Pete Johnson .....                        | 1981    |
|               | 15 | Pete Johnson .....                        | 1979    |
|               | 15 | Ickey Woods .....                         | 1988    |
|               | 14 | James Brooks .....                        | 1988    |
|               | 12 | James Brooks .....                        | 1985    |
| <b>GAME</b>   | 4  | Larry Kinnebrew, Oct. 28, 1984 at Houston |         |
|               | 3  | (Multiple tie/14 occurrences)             |         |

### RUSHING TOUCHDOWNS

|               |    |                                               |         |
|---------------|----|-----------------------------------------------|---------|
| <b>CAREER</b> | 64 | Pete Johnson .....                            | 1977-83 |
|               | 37 | Larry Kinnebrew .....                         | 1983-87 |
|               | 37 | James Brooks .....                            | 1984-91 |
|               | 27 | Ickey Woods .....                             | 1988-91 |
|               | 25 | Boobie Clark .....                            | 1973-78 |
| <b>SEASON</b> | 15 | Ickey Woods .....                             | 1988    |
|               | 14 | Pete Johnson .....                            | 1979    |
|               | 14 | Pete Johnson .....                            | 1983    |
|               | 12 | Pete Johnson .....                            | 1981    |
|               | 9  | Larry Kinnebrew .....                         | 1984    |
|               | 9  | Larry Kinnebrew .....                         | 1985    |
| <b>GAME</b>   | 3  | Paul Robinson, Nov. 17, 1968 at Miami         |         |
|               | 3  | Pete Johnson, Nov. 6, 1983 at Houston         |         |
|               | 3  | Larry Kinnebrew, Oct. 28, 1984 at Houston     |         |
|               | 3  | Larry Kinnebrew, Dec. 1, 1985 vs. Houston     |         |
|               | 3  | Larry Kinnebrew, Sept. 18, 1986 vs. Cleveland |         |
|               | 3  | James Brooks, Nov. 6, 1988 vs. Pittsburgh     |         |
|               | 3  | James Brooks, Oct. 23, 1988 vs. Houston       |         |
|               | 3  | Ickey Woods, Nov. 27, 1988 vs. Buffalo        |         |

# BENGALS INDIVIDUAL RECORDS

RECORDS OF THE CLEVELAND BENGALS

## RECEIVING TOUCHDOWNS

|               |    |                                                    |         |
|---------------|----|----------------------------------------------------|---------|
| <b>CAREER</b> | 53 | Isaac Curtis .....                                 | 1973-84 |
|               | 41 | Eddie Brown .....                                  | 1985-91 |
|               | 36 | Cris Collinsworth .....                            | 1981-88 |
|               | 35 | Bob Trumpy .....                                   | 1968-77 |
|               | 34 | Rodney Holman .....                                | 1982-92 |
| <b>SEASON</b> | 10 | Isaac Curtis .....                                 | 1974    |
|               | 10 | Cris Collinsworth .....                            | 1986    |
|               | 9  | Eddie Brown .....                                  | 1990    |
|               | 9  | Bob Trumpy .....                                   | 1969    |
|               | 9  | Isaac Curtis .....                                 | 1973    |
|               | 9  | Eddie Brown .....                                  | 1988    |
| <b>GAME</b>   | 3  | Bob Trumpy, Nov. 9, 1969 at Houston                |         |
|               | 3  | Isaac Curtis, Dec. 9, 1973 vs. Cleveland           |         |
|               | 3  | Isaac Curtis, Nov. 4, 1979 at Baltimore            |         |
|               | 3  | Cris Collinsworth, Dec. 21, 1986 vs. New York Jets |         |

## TOUCHDOWN BY RETURN & RECOVERY

|               |    |                                            |                                                                                  |
|---------------|----|--------------------------------------------|----------------------------------------------------------------------------------|
| <b>CAREER</b> | 13 | Lemar Parrish .....                        | 1970-78<br>(4 Int.; 1 kickoff return; 4 fumble return;<br>1 blocked field goal.) |
|               | 5  | Ken Riley .....                            | 1969-83<br>(5 Int.)                                                              |
|               | 4  | Tommy Casanova .....                       | 1972-77<br>(2 Int.; 1 punt return; 1 fumble return.)                             |
| <b>SEASON</b> | 3  | Lemar Parrish .....                        | 1970                                                                             |
|               | 3  | Lemar Parrish .....                        | 1972                                                                             |
|               | 3  | Lemar Parrish .....                        | 1974                                                                             |
|               | 3  | Tommy Casanova .....                       | 1976                                                                             |
|               | 3  | Scott Perry .....                          | 1978                                                                             |
| <b>GAME</b>   | 2  | Lemar Parrish, Nov. 8, 1970 at Buffalo     |                                                                                  |
|               | 2  | Lemar Parrish, Dec. 17, 1972 at Houston    |                                                                                  |
|               | 2  | Lemar Parrish, Oct. 6, 1974 vs. Washington |                                                                                  |

## POINTS AFTER TOUCHDOWN

|               |     |                                             |         |
|---------------|-----|---------------------------------------------|---------|
| <b>CAREER</b> | 476 | Jim Breech .....                            | 1980-92 |
|               | 189 | Horst Muhlmann .....                        | 1969-74 |
|               | 130 | Chris Bahr .....                            | 1976-79 |
| <b>SEASON</b> | 56  | Jim Breech .....                            | 1988    |
|               | 50  | Jim Breech .....                            | 1986    |
|               | 49  | Jim Breech .....                            | 1981    |
| <b>GAME</b>   | 8   | Jim Breech, Oct. 29, 1989 vs. Tampa Bay     |         |
|               | 7   | Horst Muhlmann, Dec. 17, 1972 at Houston    |         |
|               | 7   | Jim Breech, Nov. 6, 1983 at Houston         |         |
|               | 7   | Jim Breech, Dec. 16, 1984 at Buffalo        |         |
|               | 7   | Jim Breech, Dec. 21, 1986 vs. New York Jets |         |
|               | 7   | Jim Breech, Dec. 17, 1989 vs. Houston       |         |

17. 18. 19. 20. 21. 22. 23. 24. 25. 26. 27. 28. 29. 30. 31. 32. 33. 34. 35. 36. 37. 38. 39. 40. 41. 42. 43. 44. 45. 46. 47. 48. 49. 50. 51. 52. 53. 54. 55. 56. 57. 58. 59. 60. 61. 62. 63. 64. 65. 66. 67. 68. 69. 70. 71. 72. 73. 74. 75. 76. 77. 78. 79. 80. 81. 82. 83. 84. 85. 86. 87. 88. 89. 90. 91. 92. 93. 94. 95. 96. 97. 98. 99. 100. 101. 102. 103. 104. 105. 106. 107. 108. 109. 110. 111. 112. 113. 114. 115. 116. 117. 118. 119. 120. 121. 122. 123. 124. 125. 126. 127. 128. 129. 130. 131. 132. 133. 134. 135. 136. 137. 138. 139. 140. 141. 142. 143. 144. 145. 146. 147. 148. 149. 150. 151. 152. 153. 154. 155. 156. 157. 158. 159. 160. 161. 162. 163. 164. 165. 166. 167. 168. 169. 170. 171. 172. 173. 174. 175. 176. 177. 178. 179. 180. 181. 182. 183. 184. 185. 186. 187. 188. 189. 190. 191. 192. 193. 194. 195. 196. 197. 198. 199. 200. 201. 202. 203. 204. 205. 206. 207. 208. 209. 210. 211. 212. 213. 214. 215. 216. 217. 218. 219. 220. 221. 222. 223. 224. 225. 226. 227. 228. 229. 230. 231. 232. 233. 234. 235. 236. 237. 238. 239. 240. 241. 242. 243. 244. 245. 246. 247. 248. 249. 250. 251. 252. 253. 254. 255. 256. 257. 258. 259. 260. 261. 262. 263. 264. 265. 266. 267. 268. 269. 270. 271. 272. 273. 274. 275. 276. 277. 278. 279. 280. 281. 282. 283. 284. 285. 286. 287. 288. 289. 290. 291. 292. 293. 294. 295. 296. 297. 298. 299. 300. 301. 302. 303. 304. 305. 306. 307. 308. 309. 310. 311. 312. 313. 314. 315. 316. 317. 318. 319. 320. 321. 322. 323. 324. 325. 326. 327. 328. 329. 330. 331. 332. 333. 334. 335. 336. 337. 338. 339. 340. 341. 342. 343. 344. 345. 346. 347. 348. 349. 350. 351. 352. 353. 354. 355. 356. 357. 358. 359. 360. 361. 362. 363. 364. 365. 366. 367. 368. 369. 370. 371. 372. 373. 374. 375. 376. 377. 378. 379. 380. 381. 382. 383. 384. 385. 386. 387. 388. 389. 390. 391. 392. 393. 394. 395. 396. 397. 398. 399. 400. 401. 402. 403. 404. 405. 406. 407. 408. 409. 410. 411. 412. 413. 414. 415. 416. 417. 418. 419. 420. 421. 422. 423. 424. 425. 426. 427. 428. 429. 430. 431. 432. 433. 434. 435. 436. 437. 438. 439. 440. 441. 442. 443. 444. 445. 446. 447. 448. 449. 450. 451. 452. 453. 454. 455. 456. 457. 458. 459. 460. 461. 462. 463. 464. 465. 466. 467. 468. 469. 470. 471. 472. 473. 474. 475. 476. 477. 478. 479. 480. 481. 482. 483. 484. 485. 486. 487. 488. 489. 490. 491. 492. 493. 494. 495. 496. 497. 498. 499. 500. 501. 502. 503. 504. 505. 506. 507. 508. 509. 510. 511. 512. 513. 514. 515. 516. 517. 518. 519. 520. 521. 522. 523. 524. 525. 526. 527. 528. 529. 530. 531. 532. 533. 534. 535. 536. 537. 538. 539. 540. 541. 542. 543. 544. 545. 546. 547. 548. 549. 550. 551. 552. 553. 554. 555. 556. 557. 558. 559. 560. 561. 562. 563. 564. 565. 566. 567. 568. 569. 570. 571. 572. 573. 574. 575. 576. 577. 578. 579. 580. 581. 582. 583. 584. 585. 586. 587. 588. 589. 590. 591. 592. 593. 594. 595. 596. 597. 598. 599. 600. 601. 602. 603. 604. 605. 606. 607. 608. 609. 610. 611. 612. 613. 614. 615. 616. 617. 618. 619. 620. 621. 622. 623. 624. 625. 626. 627. 628. 629. 630. 631. 632. 633. 634. 635. 636. 637. 638. 639. 640. 641. 642. 643. 644. 645. 646. 647. 648. 649. 650. 651. 652. 653. 654. 655. 656. 657. 658. 659. 660. 661. 662. 663. 664. 665. 666. 667. 668. 669. 670. 671. 672. 673. 674. 675. 676. 677. 678. 679. 680. 681. 682. 683. 684. 685. 686. 687. 688. 689. 690. 691. 692. 693. 694. 695. 696. 697. 698. 699. 700. 701. 702. 703. 704. 705. 706. 707. 708. 709. 710. 711. 712. 713. 714. 715. 716. 717. 718. 719. 720. 721. 722. 723. 724. 725. 726. 727. 728. 729. 730. 731. 732. 733. 734. 735. 736. 737. 738. 739. 740. 741. 742. 743. 744. 745. 746. 747. 748. 749. 750. 751. 752. 753. 754. 755. 756. 757. 758. 759. 760. 761. 762. 763. 764. 765. 766. 767. 768. 769. 770. 771. 772. 773. 774. 775. 776. 777. 778. 779. 780. 781. 782. 783. 784. 785. 786. 787. 788. 789. 790. 791. 792. 793. 794. 795. 796. 797. 798. 799. 800. 801. 802. 803. 804. 805. 806. 807. 808. 809. 810. 811. 812. 813. 814. 815. 816. 817. 818. 819. 820. 821. 822. 823. 824. 825. 826. 827. 828. 829. 830. 831. 832. 833. 834. 835. 836. 837. 838. 839. 840. 841. 842. 843. 844. 845. 846. 847. 848. 849. 850. 851. 85

|               |     |                                               |         |
|---------------|-----|-----------------------------------------------|---------|
| <b>CAREER</b> | 225 | Jim Breech .....                              | 1980-92 |
|               | 120 | Horst Muhlmann .....                          | 1969-74 |
|               | 62  | Chris Bahr .....                              | 1976-79 |
| <b>SEASON</b> | 27  | Horst Muhlmann .....                          | 1972    |
|               | 25  | Horst Muhlmann .....                          | 1970    |
|               | 24  | Jim Breech .....                              | 1985    |
|               | 24  | Jim Breech .....                              | 1987    |
|               | 24  | Doug Pelfrey .....                            | 1993    |
| <b>GAME</b>   | 5   | Horst Muhlmann, Nov. 8, 1970 at Buffalo       |         |
|               | 5   | Horst Muhlmann, Sept. 24, 1972 vs. Pittsburgh |         |
|               | 5   | Jim Breech, Nov. 1, 1987 vs Houston           |         |
|               | 5   | Doug Pelfrey Oct. 10, 1993 at Kansas City     |         |

|               |      |                                   |         |
|---------------|------|-----------------------------------|---------|
| <b>CAREER</b> | 71.9 | Jim Breech (225-313) .....        | 1980-92 |
|               | 65.6 | Horst Muhlmann<br>(120/183) ..... | 1969-74 |
|               | 59.0 | Chris Bahr (62/105) .....         | 1976-79 |
| <b>SEASON</b> | 85.7 | Jim Breech (12/14) .....          | 1989    |
|               | 80.9 | Jim Breech (17/21) .....          | 1990    |
|               | 80.0 | Jim Breech (24-30) .....          | 1987    |
|               | 79.3 | Jim Breech (23/29) .....          | 1991    |

|             |      |                        |
|-------------|------|------------------------|
| <b>1-19</b> | 96.5 | Horst Muhlmann (28/29) |
|             | 85.7 | Jim Breech (6/7)       |

|              |      |                        |
|--------------|------|------------------------|
| <b>20-29</b> | 92.9 | Jim Breech (78/84)     |
|              | 78.1 | Chris Bahr (25/32)     |
|              | 74.4 | Horst Muhlmann (29/39) |

|              |      |                        |
|--------------|------|------------------------|
| <b>30-39</b> | 82.6 | Jim Breech (71/86)     |
|              | 67.3 | Horst Muhlmann (35/52) |

|              |      |                        |
|--------------|------|------------------------|
| <b>40-49</b> | 50.0 | Jim Breech (40/80)     |
|              | 50.0 | Chris Bahr (17/34)     |
|              | 44.4 | Horst Muhlmann (20/45) |

|            |      |                       |
|------------|------|-----------------------|
| <b>50+</b> | 45.6 | Chris Bahr (5/11)     |
|            | 42.1 | Horst Muhlmann (8/19) |

55 Chris Bahr, Sept. 23, 1979 vs. Houston  
53 Horst Muhlmann, Dec. 6, 1970 at San Diego  
53 Jim Breech, Oct. 6, 1985 vs. New York Jets  
53 Lee Johnson, Oct. 21, 1991 at Buffalo  
53 Doug Pelfrey Oct. 24, 1993 at Houston  
52 Chris Bahr, Oct. 15, 1978 vs. New England  
52 Chris Bahr Sept. 23, 1979 vs. Houston

**CAREER** 3 Reggie Williams

# BENGALS INDIVIDUAL RECORDS

1972 1973 1974 1975 1976 1977 1978 1979 1980 1981 1982 1983 1984 1985 1986 1987 1988 1989 1990 1991 1992

## RUSHING

### YARDAGE

|               |       |                                             |         |
|---------------|-------|---------------------------------------------|---------|
| <b>CAREER</b> | 6,447 | James Brooks .....                          | 1984-91 |
|               | 5,421 | Pete Johnson .....                          | 1977-83 |
|               | 3,070 | Essex Johnson .....                         | 1968-75 |
|               | 2,978 | Boobie Clark .....                          | 1973-78 |
|               | 2,843 | Harold Green .....                          | 1990-93 |
| <b>SEASON</b> | 1,239 | James Brooks .....                          | 1989    |
|               | 1,170 | Harold Green .....                          | 1992    |
|               | 1,087 | James Brooks .....                          | 1986    |
|               | 1,077 | Pete Johnson .....                          | 1981    |
|               | 1,066 | Ickey Woods .....                           | 1988    |
| <b>GAME</b>   | 201   | James Brooks, Dec. 23, 1990 vs. Houston     |         |
|               | 190   | Harold Green, Dec. 20, 1992 vs. New England |         |
|               | 163   | James Brooks, Dec. 7, 1986 at New England   |         |
|               | 160   | Pete Johnson, Dec. 17, 1978 vs. Cleveland   |         |
|               | 159   | Paul Robinson, Oct. 27, 1968 at Oakland     |         |

### LONGEST RUSHING PLAYS

|    |                                                   |
|----|---------------------------------------------------|
| 87 | Paul Robinson, Oct. 27, 1968 at Oakland (TD)      |
| 86 | Essex Johnson, Dec. 5, 1971 at Cleveland (TD)     |
| 83 | Jess Phillips, Nov. 2, 1969 vs. Oakland           |
| 80 | Warren McVea, Sep. 22, 1968 vs. Buffalo (TD)      |
| 77 | Archie Griffin, Nov. 21, 1976 at Kansas City (TD) |
| 76 | Jess Phillips, Sep. 20, 1970 vs. Oakland (TD)     |
| 75 | Harold Green, Oct. 13, 1991 at Dallas (TD)        |
| 73 | Virgil Carter, Nov. 15, 1970 vs. Cleveland        |

### RUSHING AVERAGE (+100 RUSHES)

|               |     |                      |         |
|---------------|-----|----------------------|---------|
| <b>CAREER</b> | 5.6 | Ken Anderson .....   | 1971-86 |
|               | 4.8 | James Brooks .....   | 1984-91 |
|               | 4.6 | Ickey Woods .....    | 1988-91 |
|               | 4.5 | Essex Johnson .....  | 1968-75 |
|               | 4.4 | Jesse Phillips ..... | 1968-72 |
|               | 4.4 | Stanley Wilson ..... | 1983-88 |
|               |     |                      |         |

### RUSHING ATTEMPTS

|               |       |                         |         |
|---------------|-------|-------------------------|---------|
| <b>CAREER</b> | 1,402 | Pete Johnson .....      | 1977-83 |
|               | 1,344 | James Brooks .....      | 1984-91 |
|               | 780   | Boobie Clark .....      | 1973-78 |
|               | 748   | Charles Alexander ..... | 1979-85 |
|               | 721   | Harold Green .....      | 1990-93 |
| <b>SEASON</b> | 274   | Pete Johnson .....      | 1981    |
|               | 265   | Harold Green .....      | 1992    |
|               | 254   | Boobie Clark .....      | 1973    |
|               | 243   | Pete Johnson .....      | 1979    |
|               | 238   | Paul Robinson .....     | 1968    |

# BENGALS INDIVIDUAL RECORDS

## RUSHING ATTEMPTS...(cont)

|             |    |                                             |
|-------------|----|---------------------------------------------|
| <b>GAME</b> | 38 | Pete Johnson, Dec. 4, 1983 at Pittsburgh    |
|             | 32 | Pete Johnson, Dec. 7, 1980 vs. Baltimore    |
|             | 31 | Harold Green, Dec. 20, 1992 vs. New England |
|             | 30 | Pete Johnson, Nov. 20, 1983 vs. Houston     |
|             | 30 | Larry Kinnebrew, Nov. 3, 1985 at Buffalo    |
|             | 30 | Ickey Woods, Oct. 9, 1988 vs. N.Y. Jets     |

## PASSING

### YARDAGE

|               |        |                                             |
|---------------|--------|---------------------------------------------|
| <b>CAREER</b> | 32,838 | Ken Anderson .....1971-86                   |
|               | 25,671 | Boomer Esiason .....1984-92                 |
|               | 3,850  | Virgil Carter .....1970-73                  |
|               | 2,756  | Turk Schonert .....1981-89                  |
|               | 2,465  | David Klingler .....1992-93                 |
| <b>SEASON</b> | 3,959  | Boomer Esiason .....1986                    |
|               | 3,754  | Ken Anderson .....1981                      |
|               | 3,572  | Boomer Esiason .....1988                    |
|               | 3,525  | Boomer Esiason .....1989                    |
|               | 3,443  | Boomer Esiason .....1985                    |
| <b>GAME</b>   | 490    | Boomer Esiason, Oct. 7, 1990 at L.A.Rams    |
|               | 447    | Ken Anderson, Nov. 17, 1975 vs. Buffalo     |
|               | 425    | Boomer Esiason, Dec. 21, 1986 vs. N.Y. Jets |
|               | 416    | Ken Anderson, Dec. 20, 1982 at San Diego    |
|               | 409    | Boomer Esiason, Oct. 25, 1987 at Pittsburgh |

### LONGEST COMPLETIONS

|    |                                                                        |
|----|------------------------------------------------------------------------|
| 94 | Ken Anderson to Billy Brooks,<br>Nov. 13, 1977 at Minnesota (TD)       |
| 90 | Virgil Carter to Speedy Thomas,<br>Sep. 19, 1971 vs. Philadelphia (TD) |
| 86 | Boomer Esiason to Eddie Brown,<br>Nov. 6, 1988 vs. Pittsburgh (TD)     |
| 85 | Ken Anderson to Isaac Curtis,<br>Dec. 12, 1976 at New York Jets (TD)   |
| 83 | David Klingler to Jeff Query, Dec. 13, 1992<br>at San Diego (TD)       |
| 80 | Sam Wyche to Bob Trumpy, Nov. 17, 1968 at<br>Miami (TD)                |
| 80 | Sam Wyche to Bob Trumpy, Sep. 28, 1969<br>vs. Kansas City (TD)         |
| 80 | Ken Anderson to Isaac Curtis,<br>Nov. 28, 1983 at Miami (TD)           |
| 80 | Ken Anderson to M.L. Harris,<br>Sep. 16, 1984 at New York Jets (TD)    |

### PASSES FOR TOUCHDOWNS

|               |     |                             |
|---------------|-----|-----------------------------|
| <b>CAREER</b> | 197 | Ken Anderson .....1971-86   |
|               | 174 | Boomer Esiason .....1984-92 |
|               | 22  | Virgil Carter .....1970-73  |
|               | 15  | Greg Cook .....1969-74      |
|               | 13  | Jack Thompson .....1979-82  |



226 227 228 229 230 231 232 233 234 235 236 237 238 239 240 241 242 243 244 245 246 247 248 249 250 251 252 253 254 255 256 257 258 259 260 261 262 263 264 265 266 267 268 269 270 271 272 273 274 275 276 277 278 279 280 281 282 283 284 285 286 287 288 289 290 291 292 293 294 295 296 297 298 299 300 301 302 303 304 305 306 307 308 309 310 311 312 313 314 315 316 317 318 319 320 321 322 323 324 325 326 327 328 329 330 331 332 333 334 335 336 337 338 339 340 341 342 343 344 345 346 347 348 349 350 351 352 353 354 355 356 357 358 359 360 361 362 363 364 365 366 367 368 369 370 371 372 373 374 375 376 377 378 379 380 381 382 383 384 385 386 387 388 389 390 391 392 393 394 395 396 397 398 399 400 401 402 403 404 405 406 407 408 409 410 411 412 413 414 415 416 417 418 419 420 421 422 423 424 425 426 427 428 429 430 431 432 433 434 435 436 437 438 439 440 441 442 443 444 445 446 447 448 449 450 451 452 453 454 455 456 457 458 459 460 461 462 463 464 465 466 467 468 469 470 471 472 473 474 475 476 477 478 479 480 481 482 483 484 485 486 487 488 489 490 491 492 493 494 495 496 497 498 499 500 501 502 503 504 505 506 507 508 509 510 511 512 513 514 515 516 517 518 519 520 521 522 523 524 525 526 527 528 529 530 531 532 533 534 535 536 537 538 539 540 541 542 543 544 545 546 547 548 549 550 551 552 553 554 555 556 557 558 559 560 561 562 563 564 565 566 567 568 569 570 571 572 573 574 575 576 577 578 579 580 581 582 583 584 585 586 587 588 589 590 591 592 593 594 595 596 597 598 599 600 601 602 603 604 605 606 607 608 609 610 611 612 613 614 615 616 617 618 619 620 621 622 623 624 625 626 627 628 629 630 631 632 633 634 635 636 637 638 639 640 641 642 643 644 645 646 647 648 649 650 651 652 653 654 655 656 657 658 659 660 661 662 663 664 665 666 667 668 669 670 671 672 673 674 675 676 677 678 679 680 681 682 683 684 685 686 687 688 689 690 691 692 693 694 695 696 697 698 699 700 701 702 703 704 705 706 707 708 709 710 711 712 713 714 715 716 717 718 719 720 721 722 723 724 725 726 727 728 729 730 731 732 733 734 735 736 737 738 739 740 741 742 743 744 745 746 747 748 749 750 751 752 753 754 755 756 757 758 759 760 761 762 763 764 765 766 767 768 769 770 771 772 773 774 775 776 777 778 779 780 781 782 783 784 785 786 787 788 789 790 791 792 793 794 795 796 797 798 799 800 801 802 803 804 805 806 807 808 809 810 811 812 813 814 815 816 817 818 819 820 821 822 823 824 825 826 827 828 829 830 831 832 833 834 835 836 837 838 839 840 841 842 843 844 845 846 847 848 849 850 851 852 853 854 855 856 857 858 859 860 861 862 863 864 865 866 867 868 869 870 871 872 873 874 875 876 877 878 879 880 881 882 883 884 885 886 887 888 889 890 891 892 893 894 895 896 897 898 899 900 901 902 903 904 905 906 907 908 909 910 911 912 913 914 915 916 917 918 919 920 921 922 923 924 925 926 927 928 929 930 931 932 933 934 935 936 937 938 939 940 941 942 943 944 945 946 947 948 949 950 951 952 953 954 955 956 957 958 959 960 961 962 963 964 965 966 967 968 969 970 971 972 973 974 975 976 977 978 979 980 981 982 983 984 985 986 987 988 989 990 991 992 993 994 995 996 997 998 999 1000

|               |    |                                                 |      |
|---------------|----|-------------------------------------------------|------|
| <b>SEASON</b> | 29 | Ken Anderson .....                              | 1981 |
|               | 28 | Boomer Esiason .....                            | 1989 |
|               | 28 | Boomer Esiason .....                            | 1988 |
|               | 27 | Boomer Esiason .....                            | 1985 |
| <b>GAME</b>   | 5  | Boomer Esiason, Oct. 29, 1989, vs. Tampa Bay    |      |
|               | 5  | Boomer Esiason, Dec. 21, 1986 vs. New York Jets |      |
|               | 4  | Greg Cook, Nov. 24, 1969 at Houston             |      |
|               | 4  | Ken Anderson, Nov. 24, 1974 vs. Kansas City     |      |
|               | 4  | Ken Anderson, Oct. 3, 1976 at Cleveland         |      |
|               | 4  | Ken Anderson, Nov. 29, 1981 at Cleveland        |      |
|               | 4  | Boomer Esiason, Sep. 11, 1988 at Philadelphia   |      |
|               | 4  | Boomer Esiason, Dec. 17, 1989 vs. Houston       |      |

|               |       |                                             |         |
|---------------|-------|---------------------------------------------|---------|
| <b>CAREER</b> | 2,654 | Ken Anderson.....                           | 1971-86 |
|               | 1,897 | Boomer Esiason.....                         | 1984-92 |
|               | 328   | Virgil Carter.....                          | 1970-73 |
|               | 237   | David Klingler.....                         | 1992-93 |
|               | 216   | Turk Schonert.....                          | 1981-89 |
| <b>SEASON</b> | 300   | Ken Anderson.....                           | 1981    |
|               | 273   | Boomer Esiason.....                         | 1986    |
|               | 258   | Boomer Esiason.....                         | 1989    |
|               | 251   | Boomer Esiason.....                         | 1985    |
|               | 240   | Boomer Esiason.....                         | 1987    |
| <b>GAME</b>   | 40    | Ken Anderson, Dec. 20, 1982 at San Diego    |         |
|               | 32    | Boomer Esiason, Nov. 10, 1991 vs Pittsburgh |         |
|               | 31    | Boomer Esiason, Dec. 25, 1989 at Minnesota  |         |
|               | 31    | Boomer Esiason, Oct. 7, 1990 at L.A. Rams   |         |

|               |       |                                             |         |
|---------------|-------|---------------------------------------------|---------|
| <b>CAREER</b> | 4,475 | Ken Anderson .....                          | 1971-86 |
|               | 3,378 | Boomer Esiason .....                        | 1984-92 |
|               | 582   | Virgil Carter .....                         | 1970-73 |
|               | 441   | David Klingler .....                        | 1992-93 |
|               | 370   | Jack Thompson .....                         | 1979-82 |
| <b>SEASON</b> | 479   | Ken Anderson .....                          | 1981    |
|               | 469   | Boomer Esiason .....                        | 1986    |
|               | 455   | Boomer Esiason .....                        | 1989    |
|               | 440   | Boomer Esiason .....                        | 1987    |
|               | 431   | Boomer Esiason .....                        | 1985    |
| <b>GAME</b>   | 56    | Ken Anderson, Dec.20, 1982 at San Diego     |         |
|               | 54    | Boomer Esiason, Dec. 25, 1989 at Minnesota  |         |
|               | 53    | Boomer Esiason, Oct. 25, 1987 at Pittsburgh |         |
|               | 52    | Ken Anderson, Oct. 4, 1981 at Houston       |         |
|               | 52    | Boomer Esiason, Oct. 20, 1985 at Houston    |         |

# BENGALS INDIVIDUAL RECORDS

## PASSES HAD INTERCEPTED

|               |     |                                              |         |
|---------------|-----|----------------------------------------------|---------|
| <b>CAREER</b> | 160 | Ken Anderson .....                           | 1971-86 |
|               | 129 | Boomer Esiason .....                         | 1984-92 |
|               | 20  | Virgil Carter .....                          | 1970-73 |
|               | 19  | Jack Thompson .....                          | 1979-82 |
|               | 17  | John Reaves .....                            | 1975-78 |
| <b>SEASON</b> | 22  | Ken Anderson .....                           | 1978    |
|               | 22  | Boomer Esiason .....                         | 1990    |
|               | 19  | Boomer Esiason .....                         | 1987    |
|               | 17  | Boomer Esiason .....                         | 1986    |
|               | 16  | Boomer Esiason .....                         | 1991    |
| <b>GAME</b>   | 5   | Boomer Esiason, Oct. 16, 1988 at New England |         |
|               | 4   | Ken Anderson, Oct. 19, 1975 vs. Oakland      |         |
|               | 4   | Ken Anderson, Oct. 1, 1978 at San Francisco  |         |
|               | 4   | Ken Anderson, Nov. 13, 1978 vs. Oakland      |         |
|               | 4   | Ken Anderson, Sep. 16, 1984 at N.Y. Jets     |         |
|               | 4   | Turk Schonert, Oct. 1, 1984 at Pittsburgh    |         |
|               | 4   | Boomer Esiason, Sep. 28, 1986 vs. Chicago    |         |
|               | 4   | Boomer Esiason, Sep. 27, 1992 vs. Minnesota  |         |

## RECEIVING

### TOTAL RECEPTIONS

|               |     |                                                 |         |
|---------------|-----|-------------------------------------------------|---------|
| <b>CAREER</b> | 420 | Isaac Curtis .....                              | 1973-84 |
|               | 417 | Cris Collinsworth .....                         | 1981-87 |
|               | 363 | Eddie Brown .....                               | 1985-91 |
|               | 318 | Rodney Holman .....                             | 1982-92 |
|               | 298 | Bob Trumpy .....                                | 1968-77 |
| <b>SEASON</b> | 71  | Dan Ross .....                                  | 1981    |
|               | 67  | Cris Collinsworth .....                         | 1981    |
|               | 66  | Cris Collinsworth .....                         | 1983    |
|               | 65  | Tim McGee .....                                 | 1989    |
|               | 65  | Cris Collinsworth .....                         | 1985    |
| <b>GAME</b>   | 12  | James Brooks, Dec. 25, 1989 at Minnesota        |         |
|               | 11  | Tim McGee, Nov. 19, 1989 vs. Detroit            |         |
|               | 10  | Boobie Clark, Oct. 28, 1973 at Pittsburgh       |         |
|               | 10  | Boobie Clark, Oct. 27, 1974 vs. Houston         |         |
|               | 10  | Archie Griffin, Sep. 13, 1981 at New York Jets  |         |
|               | 10  | Cris Collinsworth, Sep. 27, 1981 vs. Buffalo    |         |
|               | 10  | Cris Collinsworth, Sep. 2, 1984 at Denver       |         |
|               | 10  | Eddie Brown, Sep. 16, 1990 at San Diego         |         |
|               | 10  | Rodney Holman, Oct. 7, 1990 at Los Angeles Rams |         |
|               | 10  | Eddie Brown Nov. 10, 1991 vs. Pittsburgh        |         |

### YARDAGE

|               |       |                         |         |
|---------------|-------|-------------------------|---------|
| <b>CAREER</b> | 7,106 | Isaac Curtis .....      | 1973-84 |
|               | 6,698 | Cris Collinsworth ..... | 1981-87 |
|               | 6,134 | Eddie Brown .....       | 1985-91 |
|               | 4,630 | Bob Trumpy .....        | 1968-77 |
|               | 4,528 | Tim McGee .....         | 1986-92 |

# BENGALS INDIVIDUAL RECORDS

## RECEIVING YARDAGE...(CONT)

|               |       |                                               |      |
|---------------|-------|-----------------------------------------------|------|
| <b>SEASON</b> | 1,273 | Eddie Brown .....                             | 1988 |
|               | 1,211 | Tim McGee .....                               | 1989 |
|               | 1,130 | Cris Collinsworth .....                       | 1983 |
|               | 1,125 | Cris Collinsworth .....                       | 1985 |
|               | 1,024 | Cris Collinsworth .....                       | 1986 |
| <b>GAME</b>   | 216   | Eddie Brown, Nov. 16, 1988 vs. Pittsburgh     |      |
|               | 206   | Cris Collinsworth, Oct. 2, 1983 vs. Baltimore |      |
|               | 201   | John McDaniel, Dec. 6, 1976 at Oakland        |      |
|               | 200   | Charlie Joiner, Nov. 23, 1975 at Cleveland    |      |
|               | 198   | Billy Brooks, Nov. 13, 1977 at Minnesota      |      |

## AVERAGE YARDS PER RECEPTION

|               |      |                                   |
|---------------|------|-----------------------------------|
| <b>CAREER</b> | 18.1 | Billy Brooks (93-1683) 1976-79    |
|               | 18.0 | Charlie Joiner (98-1769) 1972-75  |
|               | 16.9 | Eddie Brown (363-6134) 1985-91    |
|               | 16.9 | Isaac Curtis (420-7106) 1973-84   |
|               | 16.6 | Tim McGee (269-4528) 1986-92      |
| <b>SEASON</b> | 24.0 | Eddie Brown (53-1273) ..... 1988  |
|               | 22.6 | Bob Trumpy (37-835) ..... 1969    |
|               | 21.4 | Eric Crabtree (40-855) ..... 1969 |
|               | 21.2 | Isaac Curtis (44-934) ..... 1975  |
|               | 21.1 | Isaac Curtis (30-633) ..... 1974  |

## PUNTING

### YARDS PER PUNT

|               |      |                                                 |         |
|---------------|------|-------------------------------------------------|---------|
| <b>CAREER</b> | 43.8 | Dave Lewis.....                                 | 1970-73 |
|               | 42.5 | Lee Johnson .....                               | 1988-93 |
|               | 42.0 | Pat McNally .....                               | 1976-85 |
| <b>SEASON</b> | 46.2 | Dave Lewis (79-3651) .....                      | 1970    |
|               | 45.4 | Pat McNally (72-3272) .....                     | 1981    |
|               | 44.9 | Dave Lewis (72-3239) .....                      | 1971    |
|               | 43.9 | Lee Johnson (90-3954) .....                     | 1971    |
| <b>GAME</b>   | 55.6 | Pat McNally vs. Buffalo (3-167), Sept. 27, 1981 |         |
|               | 55.0 | Lee Johnson at Houston (4-220), Oct. 24, 1993   |         |
|               | 54.8 | Pat McNally at Cleveland (5-274), Oct. 21, 1979 |         |

### LONGEST PUNTS

|             |    |                                               |
|-------------|----|-----------------------------------------------|
| <b>GAME</b> | 70 | Lee Johnson, Sept. 23, 1990, vs. New England  |
|             | 70 | Lee Johnson, Oct. 22, 1990, at Cleveland      |
|             | 67 | Pat McNally, Sept. 18, 1977 vs. Cleveland     |
|             | 66 | Dale Livingston, Oct. 13, 1968 at Kansas City |
|             | 65 | Pat McNally, Oct. 22, 1978 at Buffalo         |

### PUNT YARDAGE

|               |        |                       |         |
|---------------|--------|-----------------------|---------|
| <b>CAREER</b> | 29,307 | Pat McNally .....     | 1976-85 |
|               | 15,690 | Lee Johnson.....      | 1988-93 |
|               | 12,446 | Dave Lewis .....      | 1970-73 |
|               | 5,805  | Dale Livingston ..... | 1968-69 |
|               | 5,356  | Dave Green.....       | 1974-75 |

# BENGALS INDIVIDUAL RECORDS

## PUNT YARDAGE...(CONT)

|               |       |                                           |      |
|---------------|-------|-------------------------------------------|------|
| <b>SEASON</b> | 3,954 | Lee Johnson .....                         | 1993 |
|               | 3,919 | Pat McNally .....                         | 1978 |
|               | 3,678 | Pat McNally .....                         | 1979 |
|               | 3,651 | Dave Lewis .....                          | 1970 |
|               | 3,390 | Pat McNally .....                         | 1980 |
| <b>GAME</b>   | 483   | Dave Lewis, Sept. 26, 1971 at Pittsburgh  |      |
|               | 465   | Scott Fulhage, Oct. 4, 1987 vs. San Diego |      |
|               | 435   | Dave Lewis, Oct. 31, 1971 at Houston      |      |

## TOTAL PUNTS

|               |     |                                           |         |
|---------------|-----|-------------------------------------------|---------|
| <b>CAREER</b> | 698 | Pat McNally .....                         | 1976-85 |
|               | 386 | Lee Johnson .....                         | 1988-93 |
|               | 284 | Dave Lewis .....                          | 1970-73 |
| <b>SEASON</b> | 91  | Pat McNally .....                         | 1978    |
|               | 90  | Lee Johnson .....                         | 1993    |
|               | 89  | Pat McNally .....                         | 1979    |
| <b>GAME</b>   | 10  | Dale Livingston, Oct. 6, 1968 at Denver   |         |
|               | 10  | Dave Lewis, Sep. 26, 1971 at Pittsburgh   |         |
|               | 10  | Pat McNally, Sep. 17, 1978 at Pittsburgh  |         |
|               | 10  | Scott Fulhage, Oct. 4, 1987 vs. San Diego |         |

## PUNT RETURNS

### YARDS PER RETURN

|                                            |      |                                |         |
|--------------------------------------------|------|--------------------------------|---------|
| <b>CAREER*</b>                             | 10.4 | Mitchell Price (49-510) .....  | 190-92  |
|                                            | 9.9  | Mike Martin (140-1381) .....   | 1983-89 |
|                                            | 9.2  | Lemar Parrish (130-1201) ..... | 1970-77 |
|                                            | 8.6  | Tommy Casanova (91-784) .....  | 1972-77 |
| * Minimum 40 returns                       |      |                                |         |
| <b>SEASON*</b>                             | 18.8 | Lemar Parrish (18-338) .....   | 1974    |
|                                            | 15.7 | Mike Martin (24-376) .....     | 1984    |
|                                            | 11.6 | Tony Davis (19-220) .....      | 1977    |
|                                            | 11.1 | Tommy Casanova (24-265) .....  | 1974    |
| * Minimum 1.25 returns per games in season |      |                                |         |

## TOTAL RETURNS

|               |     |                                               |         |
|---------------|-----|-----------------------------------------------|---------|
| <b>CAREER</b> | 140 | Mike Martin .....                             | 1983-89 |
|               | 130 | Lemar Parrish .....                           | 1970-78 |
|               | 90  | Tommy Casanova .....                          | 1972-77 |
| <b>SEASON</b> | 43  | Patrick Robinson .....                        | 1993    |
|               | 32  | Vaughn Lusby .....                            | 1979    |
|               | 32  | Mike Martin .....                             | 1985    |
|               | 31  | Cleotha Montgomery .....                      | 1980    |
| <b>GAME</b>   | 7   | Tony Davis, Nov. 27, 1977 vs. New York Giants |         |
|               | 6   | Tommy Casanova, Nov. 24, 1974 vs. Kansas City |         |
|               | 6   | Vaughn Lusby, Sept. 23, 1979 vs. Houston      |         |
|               | 6   | John Simmons, Nov. 20, 1983 vs. Houston       |         |

# BENGALS INDIVIDUAL RECORDS

172 18111111 60111111 11111111 11111111 11111111 11111111

## PUNT RETURNS...(CONT)

### TOTAL YARDS

|               |       |                                            |         |
|---------------|-------|--------------------------------------------|---------|
| <b>CAREER</b> | 1,201 | Lemar Parrish .....                        | 1970-78 |
|               | 1,104 | Mike Martin .....                          | 1983-89 |
|               | 778   | Tommy Casanova .....                       | 1972-77 |
|               | 495   | Mitchell Price .....                       | 1990-92 |
|               | 350   | Tony Davis .....                           | 1976-78 |
| <b>SEASON</b> | 376   | Mike Martin .....                          | 1984    |
|               | 338   | Lemar Parrish .....                        | 1974    |
|               | 305   | Patrick Robinson .....                     | 1993    |
|               | 289   | Tommy Casanova .....                       | 1972    |
|               | 268   | Mike Martin .....                          | 1985    |
| <b>GAME</b>   | 106   | Tommy Casanova, Oct. 8, 1972 vs. Denver    |         |
|               | 100   | Carl Pickens, Sept. 20, 1992 at Green Bay  |         |
|               | 95    | Lemar Parrish, Oct. 6, 1974 vs. Washington |         |
|               | 94    | Lemar Parrish, Sep. 15, 1974 vs. Cleveland |         |
|               | 92    | Tony Davis, Dec. 4, 1977 at Kansas City    |         |

### LONGEST PUNT RETURNS

|             |    |                                                   |  |
|-------------|----|---------------------------------------------------|--|
| <b>GAME</b> | 95 | Carl Pickens, Sep. 20, 1992 at Green Bay (TD)     |  |
|             | 90 | Lemar Parrish, Oct. 6, 1974 vs. Washington (TD)   |  |
|             | 79 | Lemar Parrish, Dec. 6, 1970 at San Diego (TD)     |  |
|             | 78 | Mitchell Price, Dec. 1, 1991 vs. N.Y. Giants (TD) |  |
|             | 74 | Tommy Casanova, Dec. 10, 1974 vs. Pittsburgh      |  |
|             | 70 | Tony Davis, Dec. 4, 1977 at Kansas City           |  |
|             | 66 | Tommy Casanova, Oct. 8, 1972 vs. Denver (TD)      |  |
|             | 66 | Mitchell Price, Oct. 1, 1990 at Seattle (TD)      |  |

## KICKOFF RETURNS

### YARDS PER RETURN

|                |      |                               |         |
|----------------|------|-------------------------------|---------|
| <b>CAREER*</b> | 24.7 | Lemar Parrish (60-1481) ..... | 1970-76 |
|                | 23.8 | Willie Shelby (49-1164) ..... | 1976-77 |
|                | 22.5 | Paul Robinson (41-922) .....  | 1968-71 |
|                | 21.5 | Tim McGee (58-1249) .....     | 1986-87 |

\* Minimum 40 returns

|                |      |                                |      |
|----------------|------|--------------------------------|------|
| <b>SEASON*</b> | 25.4 | Willie Shelby (30-761) .....   | 1976 |
|                | 24.9 | Bernard Jackson (29-722) ..... | 1974 |
|                | 24.8 | Bernard Jackson (21-530) ..... | 1973 |
|                | 24.2 | Bernard Jackson (21-509) ..... | 1972 |

\* Minimum 1.25 returns per games in season

### TOTAL RETURNS

|               |     |                                                   |         |
|---------------|-----|---------------------------------------------------|---------|
| <b>CAREER</b> | 136 | Stanford Jennings .....                           | 1984-90 |
|               | 97  | Bernard Jackson .....                             | 1972-76 |
|               | 75  | Mike Martin .....                                 | 1983-87 |
| <b>SEASON</b> | 55  | David (Deacon) Turner .....                       | 1979    |
|               | 48  | Mike Martin .....                                 | 1985    |
|               | 44  | Cleotha Montgomery .....                          | 1980    |
| <b>GAME</b>   | 7   | David (Deacon) Turner, Sep. 30, 1979 at Dallas    |         |
|               | 7   | David (Deacon) Turner, Nov. 18, 1979 at Houston   |         |
|               | 7   | David (Deacon) Turner, Dec. 2, 1979 at Pittsburgh |         |

# BENGALS INDIVIDUAL RECORDS

## KICKOFF RETURN YARDAGE

|               |       |                                                 |         |
|---------------|-------|-------------------------------------------------|---------|
| <b>CAREER</b> | 2,752 | Stanford Jennings.....                          | 1984-90 |
|               | 2,355 | Bernard Jackson.....                            | 1972-76 |
|               | 1,543 | Mike Martin.....                                | 1983-89 |
| <b>SEASON</b> | 1,149 | David (Deacon) Turner.....                      | 1979    |
|               | 1,104 | Mike Martin.....                                | 1985    |
|               | 1,003 | Tim McGee.....                                  | 1986    |
| <b>GAME</b>   | 192   | Stanford Jennings, Nov. 13, 1988 at Kansas City |         |
|               | 179   | Bernard Jackson, Dec. 9, 1972 vs. Cleveland     |         |
|               | 176   | David (Deacon) Turner, Nov. 18, 1979 at Houston |         |

## LONGEST KICKOFF RETURNS

|             |    |                                                       |  |
|-------------|----|-------------------------------------------------------|--|
| <b>GAME</b> | 98 | Stanford Jennings, Nov. 13, 1988 vs. Kansas City (TD) |  |
|             | 97 | Willie Shelby, Oct. 3, 1976 vs. Cleveland (TD)        |  |
|             | 95 | Lemar Parrish, Nov. 8, 1970 at Buffalo (TD)           |  |
|             | 94 | Tim McGee, Oct. 23, 1986 vs. Minnesota                |  |

## INTERCEPTIONS

### NUMBER

|               |    |                                            |         |
|---------------|----|--------------------------------------------|---------|
| <b>CAREER</b> | 65 | Ken Riley.....                             | 1969-83 |
|               | 34 | Louis Breeden.....                         | 1978-87 |
|               | 31 | David Fulcher.....                         | 1986-92 |
|               | 25 | Lemar Parrish.....                         | 1970-78 |
|               | 17 | Tommy Casanova.....                        | 1972-77 |
| <b>SEASON</b> | 9  | Ken Riley.....                             | 1976    |
|               | 8  | David Fulcher.....                         | 1989    |
|               | 8  | Ken Riley.....                             | 1983    |
| <b>GAME</b>   | 3  | David Fulcher, Oct. 1, 1989 at Kansas City |         |
|               | 3  | David Fulcher, Dec. 17, 1989 vs. Houston   |         |
|               | 3  | Lemar Parrish, Dec. 17, 1972 at Houston    |         |
|               | 3  | Ken Riley, Dec. 12, 1976 at New York Jets  |         |
|               | 3  | Louis Breeden, Dec. 14, 1980 at Chicago    |         |
|               | 3  | Ken Riley, Nov. 28, 1982 vs. L.A. Raiders  |         |

## RETURN YARDAGE

|               |     |                      |         |
|---------------|-----|----------------------|---------|
| <b>CAREER</b> | 596 | Ken Riley.....       | 1969-83 |
|               | 558 | Louis Breeden.....   | 1978-87 |
|               | 354 | Lemar Parrish.....   | 1970-78 |
|               | 305 | Ray Griffin.....     | 1978-84 |
|               | 246 | David Fulcher.....   | 1986-92 |
| <b>SEASON</b> | 167 | Ray Griffin.....     | 1979    |
|               | 145 | Louis Breeden.....   | 1981    |
|               | 141 | Ken Riley.....       | 1976    |
|               | 126 | Darryl Williams..... | 1993    |
|               | 121 | Ray Horton.....      | 1983    |

## BENGALS INDIVIDUAL RECORDS

### LONGEST RETURNS

|             |     |                                             |
|-------------|-----|---------------------------------------------|
| <b>GAME</b> | 102 | Louis Breeden at San Diego, Nov. 8, 1981    |
|             | 97  | Daryl Williams vs. Pittsburgh, Nov. 7, 1993 |
|             | 96  | Ray Griffin vs. San Diego, Nov. 11, 1979    |
|             | 70  | Harry Gunner at Kansas City, Oct. 26, 1969  |
|             | 70  | Louis Breeden at Pittsburgh, Nov. 11, 1984  |

### INTERCEPTIONS RETURNED FOR TD'S

|               |   |                            |
|---------------|---|----------------------------|
| <b>CAREER</b> | 5 | Ken Riley .....1969-83     |
|               | 4 | Lemar Parrish .....1970-78 |

### HOW THE NFL HAS RANKED PASSERS THROUGH THE YEARS

- 1932-37** – Passers ranked by total yards passing.
- 1938-40** – Passers ranked by completion percentage.
- 1941-43** – Passers ranked by inverse ranking of completions and completion percentage.
- 1944-48** – Passers ranked by inverse ranking of total completions, yards gained, touchdowns, interceptions (low), completion percentage, and interception percentage.
- 1949** – Same except number of interceptions no longer included.
- 1950-59** – Passers ranked by average gain per attempt.
- 1960-61** – Passers with an average of at least ten passes per game ranked by inverse ranking of total completions, total yards, total touchdowns, completion percentage, interception percentage, and average gain.
- 1962-71** – Passers ranked by inverse ranking of completion percentage, total touchdowns, interception percentage, and average gain.
- 1972** – Percentage of touchdowns replaced total touchdowns.
- 1973** – Present computer rating begins.



# BENGALS TEAM RECORDS

1970 1971 1972 1973 1974 1975 1976 1977 1978 1979 1980 1981 1982 1983 1984 1985 1986 1987 1988 1989

## (REGULAR SEASON)

COMPILED BY JIM BLOUNT

### SCORING

#### POINTS

|               |          |      |
|---------------|----------|------|
| <b>SEASON</b> | 448..... | 1988 |
|               | 441..... | 1985 |
|               | 421..... | 1981 |
|               | 409..... | 1986 |
|               | 404..... | 1989 |

|             |                                |
|-------------|--------------------------------|
| <b>GAME</b> | 61—Dec. 17, 1989 vs. Houston   |
|             | 61—Dec. 17, 1972 at Houston    |
|             | 56—Oct. 29, 1989 vs. Tampa Bay |
|             | 55—Nov. 6, 1983 at Houston     |

#### FEWEST POINTS ALLOWED

|               |          |                |
|---------------|----------|----------------|
| <b>SEASON</b> | 177..... | 1982 (9 games) |
|---------------|----------|----------------|

|                       |          |      |
|-----------------------|----------|------|
| <b>14-GAME SEASON</b> | 210..... | 1976 |
|                       | 229..... | 1972 |
|                       | 231..... | 1973 |
|                       | 235..... | 1977 |

|                       |          |      |
|-----------------------|----------|------|
| <b>16-GAME SEASON</b> | 284..... | 1978 |
|                       | 285..... | 1989 |
|                       | 302..... | 1983 |
|                       | 304..... | 1981 |

|             |                                         |                 |
|-------------|-----------------------------------------|-----------------|
| <b>GAME</b> | 0.....                                  | (7 occurrences) |
|             | Most recent, Dec. 3 1989 at Cleveland 0 |                 |

#### TOUCHDOWNS

|               |         |      |
|---------------|---------|------|
| <b>SEASON</b> | 59..... | 1988 |
|               | 53..... | 1985 |
|               | 52..... | 1989 |
|               | 51..... | 1981 |
|               | 51..... | 1986 |
|               | 45..... | 1975 |

|             |                                   |
|-------------|-----------------------------------|
| <b>GAME</b> | 8—Oct. 29, 1989 vs. Tampa Bay     |
|             | 8—Dec. 17, 1989 vs. Houston       |
|             | 7—Dec. 17, 1972 at Houston        |
|             | 7—Dec. 21, 1975 vs. San Diego     |
|             | 7—Nov. 6, 1983 at Houston         |
|             | 7—Dec. 16, 1984 vs. Buffalo       |
|             | 7—Dec. 8, 1985 vs. Dallas         |
|             | 7—Dec. 21, 1986 vs. New York Jets |

# BENGALS TEAM RECORDS

RECORDS

## RUSHING TOUCHDOWNS

|        |         |      |
|--------|---------|------|
| SEASON | 27..... | 1988 |
|        | 24..... | 1983 |
|        | 24..... | 1986 |
|        | 23..... | 1979 |
|        | 20..... | 1975 |
|        | 20..... | 1985 |

|      |                                 |
|------|---------------------------------|
| GAME | 5—Nov. 6, 1983 at Houston       |
|      | 5—Oct. 23, 1988 vs. Houston     |
|      | 4—Dec. 21, 1975 vs. San Diego   |
|      | 4—Nov. 21, 1976 vs. Kansas City |
|      | 4—Dec. 20, 1982 at San Diego    |
|      | 4—Dec. 8, 1985 vs. Dallas       |
|      | 4—Nov. 27, 1988 vs. Buffalo     |

## PASSING TOUCHDOWNS

|        |         |      |
|--------|---------|------|
| SEASON | 32..... | 1989 |
|        | 31..... | 1985 |
|        | 30..... | 1981 |
|        | 28..... | 1988 |

|      |                                   |
|------|-----------------------------------|
| GAME | 6—Oct. 29, 1989 vs. Tampa Bay     |
|      | 5—Dec. 17, 1989 vs. Houston       |
|      | 5—Dec. 21, 1986 vs. New York Jets |

## TD'S BY RETURN & RECOVERY

|        |        |      |
|--------|--------|------|
| SEASON | 6..... | 1970 |
|        | 6..... | 1976 |
|        | 5..... | 1972 |
|        | 5..... | 1978 |
|        | 5..... | 1983 |

|      |                                 |
|------|---------------------------------|
| GAME | 3—Nov. 8, 1970 at Buffalo       |
|      | 3—Dec. 17, 1972 at Houston      |
|      | 3—Sept. 3, 1978 vs. Kansas City |
|      | 2—(Multiple tie/ 7 occurrences) |

## FIELD GOALS

|        |         |      |
|--------|---------|------|
| SEASON | 27..... | 1972 |
|        | 25..... | 1970 |
|        | 25..... | 1987 |
|        | 24..... | 1993 |
|        | 24..... | 1985 |
|        | 22..... | 1984 |

|      |                                |
|------|--------------------------------|
| GAME | 5—Nov. 8, 1970 at Buffalo      |
|      | 5—Sept. 24 1972 vs. Pittsburgh |
|      | 5—Nov. 1, 1987 vs. Houston     |
|      | 5—Oct. 10, 1993 at Kansas City |

# BENGALS TEAM RECORDS

## POINTS AFTER TOUCHDOWN

|               |         |      |
|---------------|---------|------|
| <b>SEASON</b> | 56..... | 1988 |
|               | 50..... | 1989 |
|               | 50..... | 1986 |
|               | 49..... | 1981 |
|               | 49..... | 1985 |

|             |                               |
|-------------|-------------------------------|
| <b>GAME</b> | 8—Oct. 29, 1989 vs. Tampa Bay |
|             | 7—( 5 occurrences)            |

## SAFETIES

|               |        |      |
|---------------|--------|------|
| <b>SEASON</b> | 3..... | 1993 |
|               | 2..... | 1978 |
|               | 2..... | 1980 |
|               | 2..... | 1990 |

|             |                        |
|-------------|------------------------|
| <b>GAME</b> | 1.....(21 occurrences) |
|-------------|------------------------|

## NET TOTAL OFFENSE

### YARDS GAINED

|               |           |      |
|---------------|-----------|------|
| <b>SEASON</b> | 6490..... | 1986 |
|               | 6101..... | 1989 |
|               | 6057..... | 1988 |
|               | 5968..... | 1981 |

|                       |           |      |
|-----------------------|-----------|------|
| <b>14-GAME SEASON</b> | 5600..... | 1975 |
|                       | 4512..... | 1973 |
|                       | 4489..... | 1974 |

|             |                                      |
|-------------|--------------------------------------|
| <b>GAME</b> | 621—Dec. 21, 1986 vs. New York Jets  |
|             | 584—Dec. 17, 1989 vs. Houston        |
|             | 584—Dec. 7, 1986 at New England      |
|             | 582—Oct. 7, 1990 at Los Angeles Rams |
|             | 571—Nov. 22, 1981 vs. Denver         |
|             | 570—Dec. 8, 1985 vs. Dallas          |

### FEWEST YARDS ALLOWED

|               |           |                |
|---------------|-----------|----------------|
| <b>SEASON</b> | 2893..... | 1982 (9 games) |
|---------------|-----------|----------------|

|                       |           |      |
|-----------------------|-----------|------|
| <b>14-GAME SEASON</b> | 3547..... | 1972 |
|                       | 3675..... | 1976 |
|                       | 3705..... | 1973 |

|                       |           |      |
|-----------------------|-----------|------|
| <b>16-GAME SEASON</b> | 4327..... | 1983 |
|                       | 4623..... | 1978 |
|                       | 4804..... | 1980 |

### FIRST DOWNS

|               |          |      |
|---------------|----------|------|
| <b>SEASON</b> | 361..... | 1981 |
|               | 350..... | 1988 |
|               | 348..... | 1989 |
|               | 348..... | 1986 |

# BENGALS TEAM RECORDS

## FIRST DOWNS...(cont)

|             |                                   |
|-------------|-----------------------------------|
| <b>GAME</b> | 35 — Dec. 17, 1989 vs. Houston    |
|             | 34 — Nov. 17, 1975 vs. Buffalo    |
|             | 34 — Dec. 7, 1975 at Philadelphia |
|             | 34 — Nov. 27, 1988 vs. Buffalo    |

## RUSHING

### YARDS GAINED

|               |                 |
|---------------|-----------------|
| <b>SEASON</b> | 2710 ..... 1988 |
|               | 2533 ..... 1986 |
|               | 2483 ..... 1989 |
|               | 2329 ..... 1979 |

|             |                                 |
|-------------|---------------------------------|
| <b>GAME</b> | 300—Dec. 7, 1986 at New England |
|             | 274—Dec. 8, 1985 vs. Dallas     |
|             | 270—Oct. 11, 1987 at Seattle    |
|             | 270—Nov. 15, 1987 at Atlanta    |

### ATTEMPTS

|               |                |
|---------------|----------------|
| <b>SEASON</b> | 563 ..... 1988 |
|               | 560 ..... 1979 |
|               | 542 ..... 1983 |

|             |                                 |
|-------------|---------------------------------|
| <b>GAME</b> | 61—Oct. 11, 1987 at Seattle     |
|             | 55—Oct. 14, 1973 vs. Pittsburgh |
|             | 55—Dec. 4, 1983 at Pittsburgh   |

## PASSING

### YARDS GAINED

|               |                 |
|---------------|-----------------|
| <b>SEASON</b> | 3995 ..... 1981 |
|               | 3957 ..... 1986 |
|               | 3704 ..... 1985 |
|               | 3618 ..... 1989 |

|             |                                      |
|-------------|--------------------------------------|
| <b>GAME</b> | 483—Oct. 7, 1990 at Los Angeles Rams |
|             | 447—Nov. 19, 1989 vs. Detroit        |
|             | 441—Nov. 17, 1975 vs. Buffalo        |
|             | 416—Dec. 21, 1986 vs. New York Jets  |

### COMPLETIONS

|               |                |
|---------------|----------------|
| <b>SEASON</b> | 332 ..... 1981 |
|               | 306 ..... 1984 |
|               | 302 ..... 1985 |
|               | 290 ..... 1983 |
|               | 290 ..... 1991 |

|             |                                 |
|-------------|---------------------------------|
| <b>GAME</b> | 40—Dec. 20, 1982 at San Diego   |
|             | 33—Nov. 19, 1989 vs. Detroit    |
|             | 32—Nov. 10, 1991 vs. Pittsburgh |

# BENGALS TEAM RECORDS

RECORD BOOK

## PASSING...(cont)

### ATTEMPTS

|        |          |      |
|--------|----------|------|
| SEASON | 550..... | 1981 |
|        | 518..... | 1985 |
|        | 513..... | 1989 |

|      |                                 |
|------|---------------------------------|
| GAME | 56—Dec. 20, 1982 at San Diego   |
|      | 54—Dec. 25, 1989 at Minnesota   |
|      | 53—Nov. 22, 1987 vs. Pittsburgh |

### INTERCEPTIONS

|        |         |      |
|--------|---------|------|
| SEASON | 29..... | 1978 |
|        | 27..... | 1971 |
|        | 26..... | 1976 |
|        | 25..... | 1984 |

|      |                                  |
|------|----------------------------------|
| GAME | 6—Nov. 28, 1971 vs. San Diego    |
|      | 6—Dec. 12, 1976 at New York Jets |
|      | 5—Nov. 2, 1969 vs. Oakland       |
|      | 5—Dec. 17, 1972 at Houston       |
|      | 5—Oct. 26, 1975 at Atlanta       |

### HAD INTERCEPTED

|        |         |      |
|--------|---------|------|
| SEASON | 25..... | 1980 |
|        | 23..... | 1990 |
|        | 22..... | 1984 |
|        | 22..... | 1991 |

|      |                                 |
|------|---------------------------------|
| GAME | 5—Oct. 16, 1988 at New England  |
|      | 5—Sept. 28, 1986 vs. Chicago    |
|      | 5—Oct. 1, 1984 at Pittsburgh    |
|      | 5—Nov. 18, 1979 at Houston      |
|      | 5—Oct. 1, 1978 at San Francisco |

## PENALTIES

### PENALTIES INCURRED


|        |          |      |
|--------|----------|------|
| SEASON | 118..... | 1980 |
|        | 111..... | 1986 |
|        | 110..... | 1978 |
|        | 110..... | 1985 |

|      |                                     |
|------|-------------------------------------|
| GAME | 16 - Oct. 6, 1985 vs. New York Jets |
|      | 15 - Nov. 1, 1987 vs. Houston       |
|      | 14 - Oct. 21, 1979 at Cleveland     |

### PENALTY YARDAGE INCURRED

|        |          |      |
|--------|----------|------|
| SEASON | 956..... | 1978 |
|        | 949..... | 1980 |
|        | 921..... | 1971 |

|      |                                    |
|------|------------------------------------|
| GAME | 133 Oct. 1, 1978 at San Francisco  |
|      | 132 Nov. 1, 1987 vs. Houston       |
|      | 123 Oct. 6, 1985 vs. New York Jets |



## **SECTION 6:**

## **LEAGUE INFORMATION**

# 1994 NFL REGULAR SEASON SCHEDULE

(ALL TIMES EASTERN)

## **FIRST WEEKEND**

### **SUNDAY, SEPTEMBER 4**

|                                       |        |
|---------------------------------------|--------|
| Atlanta at Detroit .....              | 1 p.m. |
| Cleveland at Cincinnati .....         | 1 p.m. |
| Houston at Indianapolis .....         | 1 p.m. |
| Kansas City at New Orleans .....      | 1 p.m. |
| Minnesota at Green Bay .....          | 1 p.m. |
| Philadelphia at New York Giants ..... | 1 p.m. |
| Seattle at Washington .....           | 1 p.m. |
| Tampa Bay at Chicago .....            | 1 p.m. |
| Arizona at Los Angeles Rams .....     | 4 p.m. |
| Dallas at Pittsburgh .....            | 4 p.m. |
| New England at Miami .....            | 4 p.m. |
| New York Jets at Buffalo .....        | 4 p.m. |

### **SUNDAY NIGHT, SEPTEMBER 4**

|                           |        |
|---------------------------|--------|
| San Diego at Denver ..... | 8 p.m. |
|---------------------------|--------|

### **MONDAY NIGHT, SEPTEMBER 5**

|                                      |        |
|--------------------------------------|--------|
| L. A. Raiders at San Francisco ..... | 9 p.m. |
|--------------------------------------|--------|

## **SECOND WEEKEND**

### **SUNDAY, SEPTEMBER 11**

|                                      |        |
|--------------------------------------|--------|
| Buffalo at New England .....         | 1 p.m. |
| Cincinnati at San Diego .....        | 1 p.m. |
| Detroit at Minnesota .....           | 1 p.m. |
| Indianapolis at Tampa Bay .....      | 1 p.m. |
| Los Angeles Rams at Atlanta .....    | 1 p.m. |
| Miami vs. Green Bay at Milwaukee ... | 1 p.m. |
| Pittsburgh at Cleveland .....        | 1 p.m. |
| San Francisco at Kansas City .....   | 1 p.m. |
| Seattle at Los Angeles Raiders ..... | 1 p.m. |
| Denver at New York Jets .....        | 4 p.m. |
| Houston at Dallas .....              | 4 p.m. |
| Washington at New Orleans .....      | 4 p.m. |

### **SUNDAY NIGHT, SEPTEMBER 11**

|                                  |        |
|----------------------------------|--------|
| New York Giants at Arizona ..... | 8 p.m. |
|----------------------------------|--------|

### **MONDAY NIGHT, SEPTEMBER 12**

|                               |        |
|-------------------------------|--------|
| Chicago at Philadelphia ..... | 9 p.m. |
|-------------------------------|--------|

## **THIRD WEEKEND**

### **SUNDAY, SEPTEMBER 18**

|                                     |        |
|-------------------------------------|--------|
| Arizona at Cleveland .....          | 1 p.m. |
| Buffalo at Houston .....            | 1 p.m. |
| Green Bay at Philadelphia .....     | 1 p.m. |
| Indianapolis at Pittsburgh .....    | 1 p.m. |
| Minnesota at Chicago .....          | 1 p.m. |
| New England at Cincinnati .....     | 1 p.m. |
| New Orleans at Tampa Bay .....      | 1 p.m. |
| New York Jets at Miami .....        | 1 p.m. |
| Los Angeles Raiders at Denver ..... | 4 p.m. |
| San Diego at Seattle .....          | 4 p.m. |
| San Francisco at L. A. Rams .....   | 4 p.m. |
| Washington at New York Giants ..... | 4 p.m. |

### **SUNDAY NIGHT, SEPTEMBER 18**

|                              |        |
|------------------------------|--------|
| Kansas City at Atlanta ..... | 8 p.m. |
|------------------------------|--------|

### **MONDAY NIGHT, SEPTEMBER 19**

|                         |        |
|-------------------------|--------|
| Detroit at Dallas ..... | 9 p.m. |
|-------------------------|--------|



# 1994 NFL REGULAR SEASON SCHEDULE

## FOURTH WEEKEND

### SUNDAY, SEPTEMBER 25

(OPEN DATES: Arizona, Dallas, New York Giants, Philadelphia)

|                                        |        |
|----------------------------------------|--------|
| Atlanta at Washington .....            | 1 p.m. |
| Cleveland at Indianapolis .....        | 1 p.m. |
| Los Angeles Rams at Kansas City .....  | 1 p.m. |
| Miami at Minnesota .....               | 1 p.m. |
| Tampa Bay at Green Bay .....           | 1 p.m. |
| Cincinnati at Houston .....            | 4 p.m. |
| New England at Detroit .....           | 4 p.m. |
| New Orleans at San Francisco .....     | 4 p.m. |
| Pittsburgh at Seattle .....            | 4 p.m. |
| San Diego at Los Angeles Raiders ..... | 4 p.m. |

### SUNDAY NIGHT, SEPTEMBER 25

|                                |        |
|--------------------------------|--------|
| Chicago at New York Jets ..... | 8 p.m. |
|--------------------------------|--------|

### MONDAY NIGHT, SEPTEMBER 26

|                         |        |
|-------------------------|--------|
| Denver at Buffalo ..... | 9 p.m. |
|-------------------------|--------|

## FIFTH WEEKEND

### SUNDAY, OCTOBER 2

(OPEN DATES: Denver, Kansas City, L. A. Raiders, San Diego)

|                                      |        |
|--------------------------------------|--------|
| Dallas at Washington .....           | 1 p.m. |
| Detroit at Tampa Bay .....           | 1 p.m. |
| Green Bay at New England .....       | 1 p.m. |
| New York Jets at Cleveland .....     | 1 p.m. |
| Seattle at Indianapolis .....        | 1 p.m. |
| Atlanta at Los Angeles Rams .....    | 4 p.m. |
| Buffalo at Chicago .....             | 4 p.m. |
| Minnesota at Arizona .....           | 4 p.m. |
| New York Giants at New Orleans ..... | 4 p.m. |
| Philadelphia at San Francisco .....  | 4 p.m. |

### SUNDAY NIGHT, OCTOBER 2

|                           |        |
|---------------------------|--------|
| Miami at Cincinnati ..... | 8 p.m. |
|---------------------------|--------|

### MONDAY NIGHT, OCTOBER 3

|                             |        |
|-----------------------------|--------|
| Houston at Pittsburgh ..... | 9 p.m. |
|-----------------------------|--------|

## SIXTH WEEKEND

### SUNDAY, OCTOBER 9

(OPEN DATES: Cincinnati, Cleveland, Houston, Pittsburgh)

|                                     |        |
|-------------------------------------|--------|
| Indianapolis at New York Jets ..... | 1 p.m. |
| Los Angeles Rams at Green Bay ..... | 1 p.m. |
| Miami at Buffalo .....              | 1 p.m. |
| New Orleans at Chicago .....        | 1 p.m. |
| San Francisco at Detroit .....      | 1 p.m. |
| Tampa Bay at Atlanta .....          | 1 p.m. |
| Arizona at Dallas .....             | 4 p.m. |
| Denver at Seattle .....             | 4 p.m. |
| Kansas City at San Diego .....      | 4 p.m. |
| L. A. Raiders at New England .....  | 4 p.m. |

### SUNDAY NIGHT, OCTOBER 9

|                                  |        |
|----------------------------------|--------|
| Washington at Philadelphia ..... | 8 p.m. |
|----------------------------------|--------|

### MONDAY NIGHT, OCTOBER 10

|                                    |        |
|------------------------------------|--------|
| Minnesota at New York Giants ..... | 9 p.m. |
|------------------------------------|--------|

## SEVENTH WEEKEND

### THURSDAY NIGHT, OCTOBER 13

(OPEN DATES: Chicago, Detroit, Green Bay, Minnesota, Seattle, Tampa Bay)

|                            |        |
|----------------------------|--------|
| Cleveland at Houston ..... | 8 p.m. |
|----------------------------|--------|

# 1994 NFL REGULAR SEASON SCHEDULE

## SUNDAY, OCTOBER 16

|                                     |        |
|-------------------------------------|--------|
| Arizona at Washington .....         | 1 p.m. |
| Cincinnati at Pittsburgh .....      | 1 p.m. |
| Indianapolis at Buffalo .....       | 1 p.m. |
| Los Angeles Raiders at Miami .....  | 1 p.m. |
| New England at New York Jets .....  | 1 p.m. |
| San Francisco at Atlanta .....      | 1 p.m. |
| New York Giants at L. A. Rams ..... | 4 p.m. |
| Philadelphia at Dallas .....        | 4 p.m. |
| San Diego at New Orleans .....      | 4 p.m. |

## MONDAY, OCTOBER 17

|                             |        |
|-----------------------------|--------|
| Kansas City at Denver ..... | 9 p.m. |
|-----------------------------|--------|

## EIGHTH WEEKEND

### THURSDAY NIGHT, OCTOBER 20

(OPEN DATES: Buffalo, Miami, New England, New York Jets)

|                              |        |
|------------------------------|--------|
| Green Bay at Minnesota ..... | 8 p.m. |
|------------------------------|--------|

## SUNDAY, OCTOBER 23

|                                      |        |
|--------------------------------------|--------|
| Chicago at Detroit .....             | 1 p.m. |
| Cincinnati at Cleveland .....        | 1 p.m. |
| Los Angeles Rams at New Orleans ..   | 1 p.m. |
| Pittsburgh at New York Giants .....  | 1 p.m. |
| Seattle at Kansas City .....         | 1 p.m. |
| Washington at Indianapolis .....     | 1 p.m. |
| Atlanta at Los Angeles Raiders ..... | 4 p.m. |
| Dallas at Arizona .....              | 4 p.m. |
| Denver at San Diego .....            | 4 p.m. |
| Tampa Bay at San Francisco .....     | 4 p.m. |

## MONDAY NIGHT, OCTOBER 24

|                               |        |
|-------------------------------|--------|
| Houston at Philadelphia ..... | 9 p.m. |
|-------------------------------|--------|

## NINTH WEEKEND

### SUNDAY, OCTOBER 30

(OPEN DATES: Atlanta, L. A. Rams, New Orleans, San Francisco)

|                                      |        |
|--------------------------------------|--------|
| Dallas at Cincinnati .....           | 1 p.m. |
| Detroit at New York Giants .....     | 1 p.m. |
| Kansas City at Buffalo .....         | 1 p.m. |
| Miami at New England .....           | 1 p.m. |
| Philadelphia at Washington .....     | 1 p.m. |
| Cleveland at Denver .....            | 4 p.m. |
| Houston at Los Angeles Raiders ..... | 4 p.m. |
| Minnesota at Tampa Bay .....         | 4 p.m. |
| New York Jets at Indianapolis .....  | 4 p.m. |
| Seattle at San Diego .....           | 4 p.m. |

## SUNDAY NIGHT, OCTOBER 30

|                             |        |
|-----------------------------|--------|
| Pittsburgh at Arizona ..... | 8 p.m. |
|-----------------------------|--------|

## MONDAY NIGHT, OCTOBER 31

|                            |        |
|----------------------------|--------|
| Green Bay at Chicago ..... | 9 p.m. |
|----------------------------|--------|

## TENTH WEEKEND

### SUNDAY, NOVEMBER 6

|                                       |        |
|---------------------------------------|--------|
| Chicago at Tampa Bay .....            | 1 p.m. |
| Detroit vs. Green Bay at Milwaukee .. | 1 p.m. |
| Indianapolis at Miami .....           | 1 p.m. |
| New England at Cleveland .....        | 1 p.m. |
| New Orleans at Minnesota .....        | 1 p.m. |
| Pittsburgh at Houston .....           | 1 p.m. |
| San Diego at Atlanta .....            | 1 p.m. |
| San Francisco at Washington .....     | 1 p.m. |

# 1994 NFL REGULAR SEASON SCHEDULE

## SUNDAY, NOV. 6 TENTH WEEKEND (Cont.)

|                                  |        |
|----------------------------------|--------|
| Arizona at Philadelphia .....    | 4 p.m. |
| Buffalo at New York Jets .....   | 4 p.m. |
| Cincinnati at Seattle .....      | 4 p.m. |
| Denver at Los Angeles Rams ..... | 4 p.m. |

### SUNDAY NIGHT, NOVEMBER 6

|                                    |        |
|------------------------------------|--------|
| L. A. Raiders at Kansas City ..... | 8 p.m. |
|------------------------------------|--------|

### MONDAY NIGHT, NOVEMBER 7

|                                 |        |
|---------------------------------|--------|
| New York Giants at Dallas ..... | 9 p.m. |
|---------------------------------|--------|

## ELEVENTH WEEKEND

### SUNDAY, NOVEMBER 13

(OPEN DATES: Indianapolis, Washington)

|                                   |        |
|-----------------------------------|--------|
| Arizona at New York Giants .....  | 1 p.m. |
| Atlanta at New Orleans .....      | 1 p.m. |
| Chicago at Miami .....            | 1 p.m. |
| Cleveland at Philadelphia .....   | 1 p.m. |
| Houston at Cincinnati .....       | 1 p.m. |
| Minnesota at New England .....    | 1 p.m. |
| San Diego at Kansas City .....    | 1 p.m. |
| Dallas at San Francisco .....     | 4 p.m. |
| L. A. Raiders at L. A. Rams ..... | 4 p.m. |
| New York Jets at Green Bay .....  | 4 p.m. |
| Seattle at Denver .....           | 4 p.m. |

### SUNDAY NIGHT, NOVEMBER 13

|                            |        |
|----------------------------|--------|
| Tampa Bay at Detroit ..... | 8 p.m. |
|----------------------------|--------|

### MONDAY NIGHT, NOVEMBER 14

|                             |        |
|-----------------------------|--------|
| Buffalo at Pittsburgh ..... | 9 p.m. |
|-----------------------------|--------|

## TWELFTH WEEKEND

### SUNDAY, NOVEMBER 20

|                                    |        |
|------------------------------------|--------|
| Cleveland at Kansas City .....     | 1 p.m. |
| Detroit at Chicago .....           | 1 p.m. |
| Green Bay at Buffalo .....         | 1 p.m. |
| Indianapolis at Cincinnati .....   | 1 p.m. |
| Miami at Pittsburgh .....          | 1 p.m. |
| San Diego at New England .....     | 1 p.m. |
| Washington at Dallas .....         | 1 p.m. |
| Atlanta at Denver .....            | 4 p.m. |
| New Orleans at L. A. Raiders ..... | 4 p.m. |
| New York Jets at Minnesota .....   | 4 p.m. |
| Philadelphia at Arizona .....      | 4 p.m. |
| Tampa Bay at Seattle .....         | 4 p.m. |

### SUNDAY NIGHT, NOVEMBER 20

|                                   |        |
|-----------------------------------|--------|
| L. A. Rams at San Francisco ..... | 8 p.m. |
|-----------------------------------|--------|

### MONDAY NIGHT, NOVEMBER 21

|                                  |        |
|----------------------------------|--------|
| New York Giants at Houston ..... | 9 p.m. |
|----------------------------------|--------|

## THIRTEENTH WEEKEND

### THURSDAY NIGHT, NOVEMBER 24

|                           |            |
|---------------------------|------------|
| Buffalo at Detroit .....  | 12:30 p.m. |
| Green Bay at Dallas ..... | 4:00 p.m.  |

### SUNDAY, NOVEMBER 27

|                               |        |
|-------------------------------|--------|
| Houston at Cleveland .....    | 1 p.m. |
| Miami at New York Jets .....  | 1 p.m. |
| Philadelphia at Atlanta ..... | 1 p.m. |
| Tampa Bay at Minnesota .....  | 1 p.m. |
| Chicago at Arizona .....      | 4 p.m. |
| Cincinnati at Denver .....    | 4 p.m. |
| Kansas City at Seattle .....  | 4 p.m. |

# 1994 NFL REGULAR SEASON SCHEDULE

## **SUNDAY, NOV. 27 THIRTEENTH WEEKEND (Cont.)**

|                                     |        |
|-------------------------------------|--------|
| L. A. Rams at San Diego .....       | 4 p.m. |
| New York Giants at Washington ..... | 4 p.m. |
| Pittsburgh at L. A. Raiders .....   | 4 p.m. |

### **SUNDAY NIGHT, NOVEMBER 27**

|                                   |        |
|-----------------------------------|--------|
| New England at Indianapolis ..... | 8 p.m. |
|-----------------------------------|--------|

### **MONDAY NIGHT, NOVEMBER 28**

|                                    |        |
|------------------------------------|--------|
| San Francisco at New Orleans ..... | 9 p.m. |
|------------------------------------|--------|

## **FOURTEENTH WEEKEND**

### **THURSDAY NIGHT, DECEMBER 1**

|                            |        |
|----------------------------|--------|
| Chicago at Minnesota ..... | 8 p.m. |
|----------------------------|--------|

### **SUNDAY, DECEMBER 4**

|                                       |        |
|---------------------------------------|--------|
| Atlanta at San Francisco .....        | 1 p.m. |
| Dallas at Philadelphia .....          | 1 p.m. |
| Green Bay at Detroit .....            | 1 p.m. |
| Indianapolis at Seattle .....         | 1 p.m. |
| New Orleans at Los Angeles Rams ..... | 1 p.m. |
| New York Jets at New England .....    | 1 p.m. |
| Pittsburgh at Cincinnati .....        | 1 p.m. |
| Washington at Tampa Bay .....         | 1 p.m. |
| Arizona at Houston .....              | 4 p.m. |
| Denver at Kansas City .....           | 4 p.m. |
| New York Giants at Cleveland .....    | 4 p.m. |

### **SUNDAY NIGHT, DECEMBER 4**

|                        |        |
|------------------------|--------|
| Buffalo at Miami ..... | 8 p.m. |
|------------------------|--------|

### **MONDAY NIGHT, DECEMBER 5**

|                                        |        |
|----------------------------------------|--------|
| Los Angeles Raiders at San Diego ..... | 9 p.m. |
|----------------------------------------|--------|

## **FIFTEENTH WEEKEND**

### **SATURDAY, DECEMBER 10**

|                                |            |
|--------------------------------|------------|
| Detroit at New York Jets ..... | 12:30 p.m. |
| Cleveland at Dallas .....      | 4 p.m.     |

### **SUNDAY, DECEMBER 11**

|                                     |        |
|-------------------------------------|--------|
| Chicago at Green Bay .....          | 1 p.m. |
| Cincinnati at New York Giants ..... | 1 p.m. |
| Indianapolis at New England .....   | 1 p.m. |
| Los Angeles Rams at Tampa Bay ..... | 1 p.m. |
| Minnesota at Buffalo .....          | 1 p.m. |
| Philadelphia at Pittsburgh .....    | 1 p.m. |
| Denver at Los Angeles Raiders ..... | 4 p.m. |
| San Francisco at San Diego .....    | 4 p.m. |
| Seattle at Houston .....            | 4 p.m. |
| Washington at Arizona .....         | 4 p.m. |

### **SUNDAY NIGHT, DECEMBER 11**

|                              |        |
|------------------------------|--------|
| New Orleans at Atlanta ..... | 8 p.m. |
|------------------------------|--------|

### **MONDAY NIGHT, DECEMBER 12**

|                            |        |
|----------------------------|--------|
| Kansas City at Miami ..... | 9 p.m. |
|----------------------------|--------|

## **SIXTEENTH WEEKEND**

### **SATURDAY, DECEMBER 17**

|                               |            |
|-------------------------------|------------|
| Minnesota at Detroit .....    | 12:30 p.m. |
| Denver at San Francisco ..... | 4 p.m.     |

# 1994 NFL REGULAR SEASON SCHEDULE

## SIXTEENTH WEEKEND (Cont.)

### SUNDAY, DECEMBER 18

|                                       |        |
|---------------------------------------|--------|
| Atlanta vs. Green Bay at Milwaukee .. | 1 p.m. |
| Cleveland at Pittsburgh .....         | 1 p.m. |
| L. A. Rams at Chicago .....           | 1 p.m. |
| Miami at Indianapolis .....           | 1 p.m. |
| New England at Buffalo .....          | 1 p.m. |
| San Diego at New York Jets .....      | 1 p.m. |
| Tampa Bay at Washington .....         | 1 p.m. |
| Cincinnati at Arizona .....           | 4 p.m. |
| Houston at Kansas City .....          | 4 p.m. |
| New York Giants at Philadelphia ..... | 4 p.m. |

### SUNDAY NIGHT, DECEMBER 18

|                                      |        |
|--------------------------------------|--------|
| Los Angeles Raiders at Seattle ..... | 8 p.m. |
|--------------------------------------|--------|

### MONDAY NIGHT, DECEMBER 19

|                             |        |
|-----------------------------|--------|
| Dallas at New Orleans ..... | 9 p.m. |
|-----------------------------|--------|

## SEVENTEENTH WEEKEND

### SATURDAY, DECEMBER 24

|                                    |        |
|------------------------------------|--------|
| Arizona at Atlanta .....           | 1 p.m. |
| Buffalo at Indianapolis .....      | 1 p.m. |
| Dallas at New York Giants .....    | 1 p.m. |
| Green Bay at Tampa Bay .....       | 1 p.m. |
| New England at Chicago .....       | 1 p.m. |
| Philadelphia at Cincinnati .....   | 1 p.m. |
| Seattle at Cleveland .....         | 1 p.m. |
| Kansas City at L. A. Raiders ..... | 4 p.m. |
| New Orleans at Denver .....        | 4 p.m. |
| New York Jets at Houston .....     | 4 p.m. |
| Pittsburgh at San Diego .....      | 4 p.m. |
| Washington at Los Angeles Rams ..  | 4 p.m. |

### SUNDAY NIGHT, DECEMBER 25

|                        |        |
|------------------------|--------|
| Detroit at Miami ..... | 8 p.m. |
|------------------------|--------|

### MONDAY NIGHT, DECEMBER 26

|                                  |        |
|----------------------------------|--------|
| San Francisco at Minnesota ..... | 9 p.m. |
|----------------------------------|--------|

## POSTSEASON

### Saturday, Dec. 31

AFC and NFC Wild Card Playoffs (ABC)

### Sunday, Jan. 1

AFC and NFC Wild Card Playoffs (NBC and FOX)

### Saturday, Jan. 7

AFC and NFC Divisional Playoffs (NBC and FOX)

### Sunday, Jan. 8

AFC and NFC Divisional Playoffs (NBC and FOX)

### Sunday, Jan. 15

AFC and NFC Championship Games (NBC and FOX)

### Sunday, Jan. 29

Super Bowl XXIX at Joe Robbie Stadium,  
Miami, FL (ABC)

# 1994 NFL PRESEASON SEASON SCHEDULE

(All Times Eastern)

## HALL OF FAME WEEKEND

### **SAT., JULY 30**

Atlanta vs. San Diego at Canton, Ohio, 12:00 p.m.  
(Hall of Fame Game)

Miami at N.Y. Giants, 8 p.m.

Minnesota at Dallas, 8 p.m.

### **SUNDAY, JULY 31**

Denver vs. L.A. Raiders at Barcelona, 1 p.m.

Houston at Kansas City, 9 p.m.

## FIRST WEEKEND

### **THU., AUG 4**

N.Y. Jets at Detroit, 7:30 p.m.

### **FRI., AUG. 5**

New Orleans at New England, 6 p.m.

Philadelphia at Chicago, 8 p.m.

Seattle at Indianapolis, 8:30 p.m.

San Francisco at Arizona, 9:30 p.m.

### **SAT., AUG 6**

L.A. Rams vs. Green Bay at Madison, Wis., 1:05 p.m.

Cincinnati at Tampa Bay, 7:30 p.m.

Cleveland at N.Y. Giants, 8 p.m.

Houston vs. San Diego at San Antonio, 8 p.m.

L.A. Raiders at Dallas, 8 p.m.

Pittsburgh at Miami, 8 p.m.

Atlanta at Denver, 9 p.m.

Kansas City vs. Minnesota at Tokyo, 10 p.m.

### **MON., AUG 8**

Washington at Buffalo, 8 p.m.

## SECOND WEEKEND

### **FRI., AUG 12**

Buffalo at Atlanta, 7 p.m.

Denver at San Francisco, 8 p.m.

Kansas City at Washington, 8 p.m.

### **SAT., AUG 13**

N.Y. Giants vs. San Diego at Berlin, 1:30 p.m.

L.A. Raiders at Pittsburgh, 6 p.m.

Indianapolis at Cincinnati, 7:30 p.m.

N.Y. Jets at Philadelphia, 7:30 p.m.

New Orleans at Minnesota, 8 p.m.

Miami at Green Bay, 8:05 p.m.

Tampa Bay at Seattle, 9 p.m.

Chicago at Arizona, 9 p.m.

New England at L.A. Rams, 10 p.m.

# 1994 NFL PRESEASON SEASON SCHEDULE

## MON., AUG 15

Dallas vs. Houston at Mexico City, 8 p.m.

## THIRD WEEKEND

### THURS., AUG 18

Washington at New England, 7 p.m.

San Francisco at San Diego, 8 p.m.

### FRI., AUG 19

Arizona at Detroit, 7:30 p.m.

Atlanta at Cleveland, 7:30 p.m.

Green Bay at New Orleans, 8 p.m.

### SAT., AUG 20

Indianapolis at Pittsburgh, 6 p.m.

Cincinnati at Philadelphia, 7:30 p.m.

N.Y. Giants at N.Y. Jets, 8 p.m.

Tampa Bay at Miami, 8 p.m.

Buffalo vs. Houston at San Antonio, 8 p.m.

L.A. Raiders at L.A. Rams, 9 p.m.

Minnesota at Seattle, 10 p.m.

### SUN., AUG 21

Denver at Dallas, 8 p.m.

### MON., AUG 22

Chicago at Kansas City, 8 p.m.

## FOURTH WEEKEND

### THURS., AUG. 25

Dallas at New Orleans, 8 p.m.

Arizona at Denver, 9 p.m.

L.A. Rams at San Diego, 10 p.m.

### FRI., AUG 26

Philadelphia at Atlanta, 7 p.m.

Detroit at Cincinnati, 7:30 p.m.

N.Y. Jets at Tampa Bay, 7:30 p.m.

Pittsburgh at Washington, 8 p.m.

Miami at Minnesota, 8 p.m.

Kansas City at Buffalo, 8 p.m.

New England at Green Bay, 8:05 p.m.

Seattle at San Francisco, 9 p.m.

### SAT., AUG. 27

L.A. Raiders at Houston, 2 p.m.

N.Y. Giants at Chicago, 8 p.m.

Cleveland at Indianapolis, 8:30 p.m.



# 1993 AFC STATS

## AMERICAN FOOTBALL CONFERENCE

### TOUCHDOWNS

|                      | TD | RUSH | REC | RET | AFC TD |
|----------------------|----|------|-----|-----|--------|
| Allen, K.C.....      | 15 | 12   | 3   | 0   | 90     |
| Foster, Pit.....     | 9  | 8    | 1   | 0   | 54     |
| Sharpe, Den.....     | 9  | 0    | 9   | 0   | 54     |
| G. Brown, Hou.....   | 8  | 6    | 2   | 0   | 48     |
| Brown, Rai.....      | 8  | 0    | 7   | 1   | 48     |
| Coates, N.E.....     | 8  | 0    | 8   | 0   | 48     |
| Delpino, Den.....    | 8  | 8    | 0   | 0   | 48     |
| Jackson, Cle.....    | 8  | 0    | 8   | 0   | 48     |
| Means, S.D.....      | 8  | 8    | 0   | 0   | 48     |
| B. Baxter, NY-J..... | 7  | 7    | 0   | 0   | 42     |
| Davis, K.C.....      | 7  | 0    | 7   | 0   | 42     |
| A. Miller, S.D.....  | 7  | 0    | 7   | 0   | 42     |
| Russell, N.E.....    | 7  | 7    | 0   | 0   | 42     |
| C. Warren, Sea.....  | 7  | 7    | 0   | 0   | 42     |

### KICKING

|                       | PAT   | FG    | LG | PTS |
|-----------------------|-------|-------|----|-----|
| Jaeger, Rai.....      | 27/29 | 35/44 | 53 | 132 |
| Del Greco, Hou.....   | 39/40 | 29/34 | 52 | 126 |
| Carney, S.D.....      | 31/33 | 31/40 | 51 | 124 |
| Elam, Den.....        | 41/42 | 26/35 | 54 | 119 |
| Anderson, Pit.....    | 32/32 | 28/30 | 46 | 116 |
| Stoyanovich, Mia..... | 37/37 | 24/32 | 52 | 109 |
| Lowery, K.C.....      | 37/37 | 23/29 | 52 | 106 |
| Christie, Buf.....    | 36/37 | 23/32 | 59 | 105 |
| Kasay, Sea.....       | 29/29 | 23/28 | 55 | 98  |
| Biasucci, Ind.....    | 15/16 | 26/31 | 53 | 93  |
| Pelfrey, Cin.....     | 13/16 | 24/31 | 53 | 85  |
| Stover, Cle.....      | 36/36 | 16/22 | 53 | 84  |
| Blanchard, NY-J.....  | 31/31 | 17/26 | 45 | 82  |

### LEADING PASSERS

|                   | ATT | COMP | PCT COMP | YDS  | AVG GAIN | TD | PCT TD | LG  | INT | PCT INT | RAT PTS |
|-------------------|-----|------|----------|------|----------|----|--------|-----|-----|---------|---------|
| Elway, Den.       | 551 | 348  | 63.2     | 4030 | 7.31     | 25 | 4.5    | 63  | 10  | 1.8     | 92.8    |
| Montana, K.C.     | 298 | 181  | 60.7     | 2144 | 7.19     | 13 | 4.4    | 50t | 7   | 2.3     | 87.4    |
| Testaverde, Cle.  | 230 | 130  | 56.5     | 1797 | 7.81     | 14 | 6.1    | 62t | 9   | 3.9     | 85.7    |
| Esiason, NY-J     | 473 | 288  | 60.9     | 3421 | 7.23     | 16 | 3.4    | 77  | 11  | 2.3     | 84.5    |
| Mitchell, Mia.    | 233 | 133  | 57.1     | 1773 | 7.61     | 12 | 5.2    | 77t | 8   | 3.4     | 84.2    |
| Hostetler, Rai.   | 419 | 236  | 56.3     | 3242 | 7.74     | 14 | 3.3    | 74t | 10  | 2.4     | 82.5    |
| Kelly, Buf.       | 470 | 288  | 61.3     | 3382 | 7.20     | 18 | 3.8    | 65t | 18  | 3.8     | 79.9    |
| O'Donnell, Pit.   | 486 | 270  | 55.6     | 3208 | 6.60     | 14 | 2.9    | 71t | 7   | 1.4     | 79.5    |
| George, Ind.      | 407 | 234  | 57.5     | 2526 | 6.21     | 8  | 2.0    | 72t | 6   | 1.5     | 76.3    |
| DeBerg, T.B.-Mia. | 227 | 136  | 59.9     | 1707 | 7.52     | 7  | 3.1    | 47  | 10  | 4.4     | 75.3    |
| Moon, Hou.        | 520 | 303  | 58.3     | 3485 | 6.70     | 21 | 4.0    | 80t | 21  | 4.0     | 75.2    |
| Friesz, S.D.      | 238 | 128  | 53.8     | 1402 | 5.89     | 6  | 2.5    | 66t | 4   | 1.7     | 72.8    |
| Humphries, S.D.   | 324 | 173  | 53.4     | 1981 | 6.11     | 12 | 3.7    | 48t | 10  | 3.1     | 71.5    |
| Mirer, Sea.       | 486 | 274  | 56.4     | 2833 | 5.83     | 12 | 2.5    | 53t | 17  | 3.5     | 67.0    |
| Klingler, Cin.    | 343 | 190  | 55.4     | 1935 | 5.64     | 6  | 1.7    | 51  | 9   | 2.6     | 66.6    |
| Bledsoe, N.E.     | 429 | 214  | 49.9     | 2494 | 5.81     | 15 | 3.5    | 54t | 15  | 3.5     | 65.0    |

# 1993 AFC STATS

1993 AFC STATS

## LEADING RECEIVERS- RECEPTION

|                       | NO | YDS  | AVG  | LG  | TD |
|-----------------------|----|------|------|-----|----|
| Langhorne, Ind.....   | 85 | 1038 | 12.2 | 72t | 3  |
| A. Miller, S.D. ....  | 84 | 1162 | 13.8 | 66t | 7  |
| Sharpe, Den. ....     | 81 | 995  | 12.3 | 63  | 9  |
| Brown, Rai. ....      | 80 | 1180 | 14.8 | 71t | 7  |
| Blades, Sea.....      | 80 | 945  | 11.8 | 41  | 3  |
| Slaughter, Hou. ....  | 77 | 904  | 11.7 | 41  | 5  |
| Kirby, Mia. ....      | 75 | 874  | 11.7 | 47  | 3  |
| Harmon, S.D. ....     | 73 | 671  | 9.2  | 37  | 2  |
| Givins, Hou. ....     | 68 | 887  | 13.0 | 80t | 4  |
| Metzelaars, Buf. .... | 68 | 609  | 9.0  | 51  | 4  |
| J. Johnson, NY-J..... | 67 | 641  | 9.6  | 48  | 1  |
| Jeffires, Hou.....    | 66 | 753  | 11.4 | 66t | 6  |
| Fryar, Mia. ....      | 64 | 1010 | 15.8 | 65t | 5  |
| Moore, NY-J.....      | 64 | 843  | 13.2 | 51  | 1  |
| Hester, Ind.....      | 64 | 835  | 13.0 | 58  | 1  |
| Green, Pit. ....      | 63 | 942  | 15   | 71t | 5  |
| Metcalf, Cle. ....    | 63 | 539  | 8.6  | 49t | 2  |
| Byars, Mia. ....      | 61 | 613  | 10.0 | 27  | 3  |
| Brooks, Buf. ....     | 60 | 714  | 11.9 | 32  | 5  |
| Williams, Sea. ....   | 58 | 450  | 7.8  | 25  | 1  |

## LEADING RECEIVERS-YARDS

|                     | YDS  | NO | AVG  | LG  | TD |
|---------------------|------|----|------|-----|----|
| Brown, Rai.....     | 1180 | 80 | 14.8 | 71t | 7  |
| A. Miller, S.D..... | 1162 | 84 | 13.8 | 66t | 7  |
| Langhorne, Ind..... | 1038 | 85 | 12.2 | 72t | 3  |
| Fryar, Mia. ....    | 1010 | 64 | 15.8 | 65t | 5  |
| Sharpe, Den.....    | 995  | 81 | 12.3 | 63  | 9  |
| Blades, Sea.....    | 945  | 80 | 11.8 | 41  | 3  |
| Green, Pit. ....    | 942  | 63 | 15.0 | 71t | 5  |
| Davis, K.C.....     | 909  | 52 | 17.5 | 66t | 7  |
| Slaughter, Hou..... | 904  | 77 | 11.7 | 41  | 5  |
| Givins, Hou.....    | 887  | 68 | 13.0 | 80t | 4  |
| Kirby, Mia. ....    | 874  | 75 | 11.7 | 47  | 3  |
| Reed, Buf.....      | 854  | 52 | 16.4 | 65t | 6  |
| Moore, NY-J.....    | 843  | 64 | 13.2 | 51  | 1  |
| Hester, Ind.....    | 835  | 64 | 13.0 | 58  | 1  |
| Martin, Sea.....    | 798  | 57 | 14.0 | 53t | 5  |
| Jett, Rai.....      | 771  | 33 | 23.4 | 74t | 3  |
| Jackson, Cle.....   | 756  | 41 | 18.4 | 62t | 8  |
| Jeffires, Hou.....  | 753  | 66 | 11.4 | 66t | 6  |
| Carrier, Cle.....   | 746  | 43 | 17.3 | 55  | 3  |
| Birden, K.C.....    | 721  | 51 | 14.1 | 50t | 2  |

# 1993 AFC STATS

~~~~~

LEADING RUSHES

	ATT	YDS	AVG	LG	TD
Thomas, Buf.	355	1315	3.7	27	6
Russell, N.E.	300	1088	3.6	21	7
C. Warren, Sea.	273	1072	3.9	45t	7
G. Brown, Hou.	195	1002	5.1	26	6
J. Johnson, NY-J.	198	821	4.1	57t	3
Bernstine, Den.	223	816	3.7	24	4
Allen, K.C.	206	764	3.7	39	12
Thompson, Pit.	205	763	3.7	36	3
Butts, S.D.	185	746	4.0	27	4
Foster, Pit.	177	711	4.0	38	8
Potts, Ind.	179	711	4.0	34	0
Higgs, Mia.	186	693	3.7	31	3
Means, S.D.	160	645	4.0	65t	8
Vardell, Cle.	171	644	3.8	54	3
Metcalf, Cle.	129	611	4.7	55	1
Robinson, Rai.	156	591	3.8	16t	1
Green, Cin.	215	589	2.7	25	0
B. Baxter, NY-J.	174	559	3.2	16	7
Fenner, Cin.	121	482	4.0	26	1
White, Hou.	131	465	3.5	14	2

TOTAL YARDS FROM SCRIMMAGE

	TOTAL	RUSHING	RECEIVING
Thomas, Buff.	1702	1315	387
J. Johnson, NY-J.	1462	821	641
Russell, N.E.	1333	1088	245
Kirby, Mia.	1264	390	874
G. Brown, Hou.	1242	1002	240
Bernstine, Den.	1188	816	372
Brown, Rai.	1187	7	1180
C. Warren, Sea.	1171	1072	99
A. Miller, S.D.	1162	0	1162
Metcalf, Cle.	1150	611	539
Langhorne, Ind.	1038	0	1038
Thompson, Pit.	1022	763	259
Fryar, Mia.	1006	-4	1010
Allen, K.C.	1002	764	238
Blades, Sea.	997	52	945
Sharpe, Den.	995	0	995
Green, Pit.	942	0	942
Foster, Pit.	928	711	217
Davis, K.C.	909	0	909
Fenner, Cin.	909	482	427

1993 AFC STATS

1993 AFC STATS

LEADING PUNTERS

	NO	YDS	LG	AVG	TD	BLK	RET	RET YDS	IN 20	NET AVG
Gr. Montgomery, Hou.	54	2462	77	45.6	5	0	28	249	13	39.1
Rouen, Den.	67	3017	62	45.0	8	1	33	337	17	37.1
Tuten, Sea.	90	4007	64	44.5	7	1	47	475	21	37.3
Hansen, Cle.	82	3632	72	44.3	10	2	48	438	15	35.6
L. Johnson, Cin.	90	3954	60	43.9	12	0	47	416	24	36.6
Stark, Ind.	83	3595	65	43.3	13	0	41	352	18	35.9
Kidd, S.D.	57	2431	67	42.6	7	0	28	243	16	35.9
Barker, K.C.	76	3240	59	42.6	8	1	43	352	19	35.4
Royals, Pit.	89	3781	61	42.5	3	0	50	678	28	34.2
Saxon, N.E.	73	3096	59	42.4	7	3	34	313	25	34.8
Gossett, Rai.	71	2971	61	41.8	9	0	35	301	19	35.1
Mohr, Buf.	74	2991	58	40.4	4	0	29	247	19	36.0
Hatcher, Mia.	58	2304	56	39.7	4	0	32	359	13	32.2
Aguiar, NY-J	73	2806	71	38.4	7	0	26	156	21	34.4

PUNT RETURN LEADERS

	NO	YDS	AVG	LG	TD
Metcalfe, Cle.	36	464	12.9	91t	2
Gordon, S.D.	31	395	12.7	54	0
Brown, Rai.	40	465	11.6	74t	1
McDuffie, Mia.	28	317	11.3	72t	2
Milburn, Den.	40	425	10.6	54	0
Carter, K.C.	27	247	9.1	30	0
T. Brown, N.E.	25	224	9.0	19	0
Copeland, Buf.	31	274	8.8	47t	1
Harris, N.E.	23	201	8.7	21	0
Martin, Sea.	32	270	8.4	33	0

KICKOFF RETURN LEADERS

	NO	YDS	AVG	LG	TD
Ismail, Rai.	25	605	24.2	66	0
McDuffie, Mia.	32	755	23.6	48	0
Ball, Cin.	23	501	21.8	45	0
Verdin, Ind.	50	1050	21.0	38	0
Crittenden, N.E.	23	478	20.8	44	0
Lewis, S.D.	33	684	20.7	60	0
Bates, Sea.	30	603	20.1	46	0
Robinson, Cin.	30	567	18.9	42	0
Baldwin, Cle.	24	444	18.5	31	0
Copeland, Buf.	24	436	18.2	28	0

INTERCEPTION LEADERS

	NO	YDS	LG	TD
E. Robinson, Sea.	9	80	28	0
Odomes, Buf.	9	65	25	0
Woodson, Pit.	8	138	63t	1
Robertson, Hou.	7	137	69	0
Carrington, S.D.	7	104	28	0
B. Washington, NY-J	6	128	62t	1
Dishman, Hou.	6	74	30	0
A. Lewis, K.C.	6	61	24	0
McDaniel, Rai.	5	87	36t	1
Jackson, Hou.	5	54	22t	1
Mincy, K.C.	5	44	20	0
Brown, Mia.	5	43	29	0
Turner, Cle.	5	25	19	0

1993 AFC STATS

SACK LEADERS

	NO.
Smith, K.C.	15.0
Fletcher, Den.	13.5
B. Smith, Buf.	13.5
S. Jones, Hou.	13.0
Green, Pit.	12.5
A. Smith, Rai.	12.5
O'Neal, S.D.	12.0
Pleasant, Cle.	11.0
Cross, Mia.	10.5
Fuller, Hou.	10.0

AFC/TAKE-AWAYS, GIVE-AWAYS

TAKE-AWAYS GIVE-AWAYS

	TAKE-AWAYS			GIVE-AWAYS			NET
	INT	FUM	TOTAL	INT	FUM	TOTAL	DIFF
San Diego	22	12	34	14	5	19	= +15
Buffalo	23	24	47	18	17	35	= +12
Pittsburgh	24	14	38	12	15	27	= +11
Kansas City	21	17	38	10	18	28	= +10
New York Jets	19	18	37	12	16	28	= +9
Seattle	22	15	37	18	13	31	= +6
Cincinnati	12	14	26	11	9	20	= +6
Denver	18	13	31	10	18	28	= +3
L.A. Raiders	14	9	23	14	11	25	= -2
Houston	26	17	43	25	20	45	= -2
Miami	13	14	27	18	16	34	= -7
New England	13	9	22	24	10	34	= -12
Indianapolis	10	11	21	15	20	35	= -24
Cleveland	13	9	22	19	17	36	= -14
AFC TOTALS	250	196	446	220	205	425	= +21

AFC TOTAL OFFENSE

YARDAGE

AVG PER GAME

	TOTAL	RUSHING	PASSING	TOTAL	RUSHING	PASSING
Miami	5812	1459	4353	363.3	91.2	272.1
Houston	5658	1792	3866	353.6	112.0	241.6
Denver	5461	1693	3768	341.3	105.8	235.5
Buffalo	5260	1943	3317	328.8	121.4	207.3
Pittsburgh	5235	2003	3232	327.2	125.2	202.0
New York Jets	5212	1880	3332	325.8	117.5	208.3
New England	5065	1780	3285	316.6	111.3	205.3
L.A. Raiders	5014	1425	3589	313.4	89.1	224.3
San Diego	4967	1824	3143	310.4	114.0	196.4
Kansas City	4835	1655	3180	302.2	103.4	198.8
Cleveland	4740	1701	3039	296.3	106.3	189.9
Indianapolis	4705	1288	3417	294.1	80.5	213.6
Seattle	4669	2015	2654	291.8	125.9	165.9
Cincinnati	4052	1511	2541	253.3	94.4	158.8

1993 AFC STATS

AFC TOTAL DEFENSE

	YARDAGE			AVG PER GAME		
	TOTAL	RUSHING	PASSING	TOTAL	RUSHING	PASSING
Pittsburgh	4531	1368	3163	283.2	85.5	197.7
New York Jets	4712	1473	3239	294.5	92.1	202.4
L.A. Raiders	4723	1865	2858	295.2	116.6	178.6
Kansas City	4771	1620	3151	298.2	101.3	196.9
Cleveland	4778	1654	3124	298.6	103.4	195.3
New England	4796	1951	2845	299.8	121.9	177.8
Houston	4874	1273	3601	304.6	79.6	225.1
Cincinnati	5018	2220	2798	313.6	138.8	174.9
San Diego	5066	1314	3752	316.6	82.1	234.5
Denver	5149	1418	3731	321.8	88.6	233.2
Miami	5150	1665	3485	321.9	104.1	217.8
Seattle	5313	1660	3653	332.1	103.8	228.3
Buffalo	5554	1921	3633	347.1	120.1	227.1
Indianapolis	5638	2521	3117	352.4	157.6	194.8

AMERICAN FOOTBALL CONFERENCE

LEADING SCORERS

MOST POINTS:

18, Reed, Buf. vs. N.E. 9/5 - 3 TD
18, Carney, S.D. vs. Sea. 9/5 - 6 FG
18, Carney, S.D. vs. Hou. 9/19 - 6 FG
18, Foster, Pit. at Atl. 9/27 - 3 TD
18, Mitchell, Jets vs. Phi. 10/3 - 3 TD
18, Culver, Ind. at Mia. 10/24 - 3 TD
18, Jeffries, Hou. at Cin. 11/14 - 3 TD
18, Allen, K.C. at Sea. 12/5 - 3 TD
18, Sharpe, Den. vs. K.C. 12/12 - 3 TD
18, K. Davis, Buf. at Mia. 12/19 - 3 TD
18, Means, S.D. vs. Mia. 12/27 - 3 TD

LONGEST FIELD GOAL:

59 yards, Christie, Buf. vs. Mia. 9/26

LEADING PASSERS

MOST YARDS:

424, Hostetler, Rai. vs. S.D. 10/31 - 2 TD

LONGEST:

82 yards, Secules (to Turner (13 yards) to Russell (69 yards)), N.E. at Pho. 10/10

LEADING RECEIVERS

MOST RECEPTIONS:

12 (203 yards), Langhorne, Ind. at Was. 11/7 - 1 TD

MOST YARDS:

203 (12 receptions), Langhorne, Ind. at Was. 11/7 - 1 TD

INTERCEPTION LEADERS

MOST INTERCEPTIONS:

3, Robertson, Hou. at Cle. 11/21

LONGEST:

102 yards, Frank, S.D. at Rai. 10/31 - TD

LEADING RUSHERS

MOST YARDS:

194 (34 attempts), G. Brown, Hou. at Cle. 11/21 - 1 TD

LONGEST:

77 yards, Byars, Mia. at Dal. 11/25 - TD

MOST TOTAL YARDS:

222, G. Brown, Hou. at Cle. 11/21 - 1 TD

LEADING PUNTERS

LONGEST:

77 yards, Gr. Montgomery, Hou. at S.D. 9/19

PUNT RETURN LEADERS

LONGEST:

91 yards, Metcalf, Cle. vs. Pit. 10/24 - TD

KICKOFF RETURN LEADERS

LONGEST:

66 yards, Ismail, Rai. at Cin. 11/28

LEADERS IN SACKS

MOST SACKS:

4, A. Smith, Rai. at Sea. 9/12
4, Smith, K.C. vs. Rai. 10/3
4, Fuller, Hou. vs. Pit. 11/28

1993 NFC STATS

NATIONAL FOOTBALL CONFERENCE

TOUCHDOWNS

	TD	RUSH	REC	RET	PTS
Rice, S.F.	16	1	15	0	96
Rison, Atl.	15	0	15	0	90
Sharpe, G.B.	11	0	11	0	66
Watters, S.F.	11	10	1	0	66
E. Bennett, G.B.	10	9	1	0	60
E. Smith, Dal.	10	9	1	0	60
Williams, Phi.	10	0	10	0	60
C. Carter, Min.	9	0	9	0	54
Moore, Pho.	9	9	0	0	54
Bettis, Rams	7	7	0	0	42
Irving, Dal.	7	0	7	0	42
Logan, S.F.	7	7	0	0	42
Pritchard, Atl.	7	0	7	0	42
Proehl, Pho.	7	0	7	0	42

KICKING

	PAT	FG	LG	PTS
Hanson, Det.	28/28	34/43	53	130
Jacke, G.B.	35/35	31/37	54	128
Murray, Dal.	38/38	28/33	52	122
Anderson, N.O.	33/33	28/35	56	117
Johnson, Atl.	34/34	26/27	54	112
Cofer, S.F.	59/61	16/26	46	107
Reveiz, Min.	27/28	26/35	51	105
Treadwell, NY-G	28/29	25/31	46	103
Butler, Chi.	21/22	27/36	55	102
G. Davis, Pho.	37/37	21/28	55	100
Husted, T.B.	27/27	16/22	57	75
Lohmiller, Was.	24/26	16/28	51	72
Zendejas, Rams	23/25	16/23	54	71

LEADING PASSERS

	ATT	COMP	COMP	YDS	GAIN	TD	TD	LG	RET	IN	NET
									INT	INT	PTS
Young, S.F.	462	314	68.0	4023	8.71	29	6.3	80t	16	3.5	101.5
Aikman, Dal.	392	271	69.1	3100	7.91	15	3.9	80t	6	1.5	99.0
Simms, NY-G	400	247	61.8	3038	7.60	15	3.8	62	9	2.3	88.3
Brister, Phi.	309	181	58.6	1905	6.17	14	4.5	58	5	1.6	84.9
Herbert, Atl.	430	263	61.2	2978	6.93	24	5.6	98t	17	4.0	84.0
Beuerlien, Pho.	418	258	61.7	3164	7.57	18	4.3	65t	17	4.1	82.5
McMahon, Min.	331	200	60.4	1967	5.94	9	2.7	58	8	2.4	76.2
Farve, G.B.	522	318	60.9	3303	6.33	19	3.6	66t	24	4.6	72.2
Harbaugh, Chi.	325	200	61.5	2002	6.16	7	2.2	48	11	3.4	72.1
Wilson, N.O.	388	221	57.0	2457	6.33	12	3.1	42t	15	3.9	70.1
Peete, Det.	252	157	62.3	1670	6.63	6	2.4	93t	14	5.6	66.4
Erickson, T.B.	457	233	51.0	3054	6.68	18	3.9	67t	21	4.6	66.4
Everett, Rams	274	135	49.3	1652	6.03	8	2.9	60t	12	4.4	59.7
Rypien, Was.	319	166	52.0	1514	4.75	4	1.3	43	10	3.1	56.3

1993 NFC STATS

LEADING RECEIVERS – RECEPTIONS

	NO	YDS	AVG	LG	TD
Sharpe, G.B.	112	1274	11.4	54	11
Rice, S.F.	98	1503	15.3	80t	15
Irvin, Dal.	88	1330	15.1	61t	7
Rison, Atl.	86	1242	14.4	53t	15
C. Carter, Min.	86	1071	12.5	58	9
Walker, Phi.	75	610	8.1	55	3
Pritchard, Atl.	74	736	9.9	34	7
Haynes, Atl.	72	778	10.8	98t	4
Jones, S.F.	68	735	10.8	29	3
E. Martin, N.O.	66	950	14.4	54t	3
Centers, Pho.	66	603	9.1	29	3
Proehl, Pho.	65	877	13.5	51t	7
Clark, Pho.	63	818	13.0	55	4
Hawkins, T.B.	62	933	15.0	67	5
Ellard, Rams	61	945	15.5	54	2
H. Moore, Det.	61	935	15.3	93t	6
A. Carter, Min.	60	744	12.9	39	5
Williams, Phi.	60	725	12.1	80t	10
E. Bennett, G.B.	59	457	7.7	39t	1
M. Jackson, NY-G	58	708	12.2	40t	4
Sanders, Was.	58	638	11.0	50	4

LEADING RECEIVERS – YARDS

	YDS	NO	AVG	LG	TD
Rice, S.F.	1503	98	15.3	80t	15
Irvin, Dal.	1330	88	15.1	61t	7
Sharpe, G.B.	1274	112	11.4	54	11
Rison, Atl.	1242	86	14.4	53t	16
C. Carter, Min.	1071	86	12.5	58	9
E. Martin, N.O.	950	66	14.4	54t	3
Ellard, Rams	945	61	15.5	54	2
J. Taylor, S.F.	940	56	16.8	76t	5
H. Moore, Det.	935	61	15.3	93t	6
Hawkins, T.B.	933	62	15.0	67	5
Proehl, Pho.	877	65	13.5	51t	7
Clark, Pho.	818	63	13.0	55	4
Haynes, Atl.	778	72	10.8	98t	4
Harper, Dal.	777	36	21.6	80t	5
A. Carter, Min.	774	60	12.9	39	5
Pritchard, Atl.	736	74	9.9	34	7
Jones, S. F.	735	68	10.8	29	3
Williams, Phi.	725	60	12.1	80t	10
M. Jackson, NY-G	708	58	12.2	40t	4
Early, N.O.	670	45	14.9	63t	6

1993 NFC STATS

LEADING RUSHERS

	ATT	YDS	AVG	LG	TD
E. Smith, Dal.	283	1486	5.3	62t	9
Bettis, Rams.	294	1429	4.9	71t	7
Pegram, Atl.	292	1185	4.1	29	3
Sanders, Det.	243	1115	4.6	42	3
Hampton, NY-G.	292	1077	3.7	20	5
Brooks, Was.	223	1063	4.8	85t	3
Moore, Pho.	263	1018	3.9	20	9
Watters, S.F.	208	950	4.6	39	10
Walker, Phi.	174	746	4.3	35	1
Brown, N.O.	180	705	3.9	60	2
Cobb, T.B.	221	658	3.0	16	3
Thompson, G.B.	169	654	3.9	60t	3
Anderson, Chi.	202	646	3.2	45	4
Tillman, NY-G.	121	585	4.8	58	3
E. Bennett, G.B.	159	550	3.5	19	9
Graham, Min.	118	487	4.1	31	3
Worley, Pit.-Chi.	120	470	3.9	28	2
Word, Min.	142	458	3.2	14	2
Young, S.F.	69	407	5.9	35	2
Sherman, Phi.	115	406	3.5	19	2

TOTAL YARDS FROM SCRIMMAGE

	TOTAL	RUSHING	RECEIVING
E. Smith, Dal.	1900	1486	414
Bettis, Rams.	1673	1429	244
Rice, S.F.	1572	69	1503
Pegram, Atl.	1487	1185	302
Walker, Phi.	1356	746	610
Irving, Dal.	1336	6	1330
Sandres, Det.	1320	1115	205
Hampton, NY-G.	1287	1077	210
Sharpe, G.B.	1282	8	1274
Watters, S.F.	1276	950	326
Brooks, Was.	1249	1063	186
Rison, Atl.	1242	0	1242
C. Carter, Min.	1071	0	1071
Moore, Pho.	1034	1018	16
E. Bennett, G.B.	1077	550	457
Ellard, Rams.	963	18	945
J. Taylor, S.F.	957	17	945
E. Martin, N.O.	950	0	950
H. Moore, Det.	935	0	935
Hawkins, T.B.	933	0	933

1993 NFC STATS

LEADING PUNTERS

	NO	YDS	LG	AVG	TB	BLK	RET	RET YDS	IN NET 20 AVG
Arnold, Det.	72	3207	68	44.5	9	0	45	377	15 36.8
Roby, Was.	78	3447	60	44.2	10	0	31	343	25 37.2
Camarillo, Pho.	73	3189	61	43.7	8	0	30	267	23 37.8
Barnhardt, N.O.	77	3356	58	43.6	6	0	36	348	26 37.5
Alexander, Atl.	72	3114	75	43.3	3	0	41	350	21 37.6
Newsome, Min.	90	3864	64	42.9	6	0	46	580	25 35.4
Wagner, G.B.	74	3174	60	42.9	7	0	38	350	19 36.3
Landeta, NY-G-Rams	75	3215	66	42.9	10	1	44	444	18 33.8
Horan, NY-G	44	1882	60	42.8	1	0	25	107	13 39.9
Jett, Dal.	56	2342	59	41.8	3	0	32	169	22 37.7
Wilmsmeyer, S.F.	42	1718	61	40.9	5	0	15	171	11 34.5
Stryzinski, T.B.	93	3772	57	40.6	3	1	53	394	24 35.3
Feagles, Phi.	83	3323	60	40.0	4	0	35	311	31 35.3
Gardocki, Chi.	80	3080	58	38.5	2	0	22	115	28 36.6

PUNT RETURN LEADERS

	NO	YDS	AVG	LG	TD
Hughes, N.O.	37	503	13.6	83t	2
Carter, S.F.	34	411	12.1	72t	1
K. Williams, Dal.	36	381	10.6	64t	2
Meggett, NY-G	32	331	10.3	75t	1
Gray, Det.	23	197	8.6	35	0
Sikahema, Phi.	33	275	8.3	25	0
Obee, Chi.	35	289	8.3	28	0
Bailey, Pho.	35	282	8.1	58t	1
T.Smith, Atl.	32	255	8.0	51	0
Guliford, Min.	29	212	7.3	50	0

KICKOFF RETURN LEADERS

	NO	YDS	AVG	LG	TD
Brooks, G.B.	23	611	26.6	95t	1
Hughes, N.O.	30	753	25.1	99t	1
T. Smith, Atl.	38	948	24.9	97t	1
Gray, Det.	28	688	24.6	95t	1
Bailey, Pho.	31	699	22.5	48	0
K. Williams, Dal.	31	689	22.2	49	0
Ismail, Min.	42	902	21.5	47	0
Conway, Chi.	21	450	21.4	55	0
McAfee, N.O.	28	580	20.7	55	0
Mitchell, Was.	33	678	20.5	68	0

INTERCEPTION LEADERS

	NO	YDS	LG	TD
Sanders, Atl.	7	91	41	0
Allen, Phi.	6	201	94t	4
Butler, G.B.	6	131	39	0
K. Smith, Dal.	6	56	32t	1
Carter, Was.	6	54	29	0
McGruder, S.F.	5	89	37	1
Glenn, Min.	5	49	23	0
9 tied	4			

יומם וילא יומתא

100

TAKE-AWAYS	GIVE-AWAYS
------------	------------

YARDAGE	AVG P
---------	-------

L RUSHING P

TEAM	TOTAL RUSHING	PASSING
1. BALTIMORE	1,000	1,000
2. PITTSBURGH	900	900
3. CLEVELAND	800	800
4. MINNEAPOLIS	700	700
5. INDIANAPOLIS	600	600
6. KANSAS CITY	500	500
7. DENVER	400	400
8. JACKSONVILLE	300	300
9. MIAMI	200	200
10. TAMPA	100	100
11. ATLANTA	50	50
12. NEW ORLEANS	0	0

1993 NFC STATS

NFC TOTAL DEFENSE

	YARDAGE			AVG PER GAME		
	TOTAL	RUSHING	PASSING	TOTAL	RUSHING	PASSING
Minnesota	4404	1534	2870	275.3	95.9	179.4
Green Bay	4482	1582	2900	280.1	98.9	181.3
Chicago	4653	1835	2818	290.8	114.7	176.1
New York Giants	4663	1547	3116	291.4	96.7	194.8
Detroit	4669	1649	3020	291.8	103.1	188.8
New Orleans	4696	2090	2606	293.5	130.6	162.9
Dallas	4767	1651	3116	297.9	103.2	194.8
San Francisco	4997	1800	3197	312.3	112.5	199.8
Philadelphia	5019	2080	2939	313.7	130.0	183.7
Phoenix	5167	1861	3306	322.9	116.3	206.6
Tampa Bay	5246	1994	3252	327.9	124.6	203.3
L.A. Rams	5411	1851	3560	338.2	115.7	222.5
Atlanta	5421	1784	3637	338.8	111.5	227.3
Washington	5497	2111	3386	343.6	131.9	211.6

NATIONAL FOOTBALL CONFERENCE LEADING SCORERS

MOST POINTS:	24, Sharpe, G.B. at T.B. 10/24 - 4 TD
	24, Rice, S.F. at T.B. 11/14 - 4 TD
	24, Moore, Pho. vs. Rams 12/5 - 4 TD
LONGEST FIELD GOAL:	57 yards, Husted, T.B. at Rai. 12/19

LEADING PASSERS

MOST YARDS:	462, Young, S.F. at Rams 11/28 - 4 TD
LONGEST:	98 yards, Herbert (to Haynes), Atl. vs. N.O. 9/12 - TD

LEADING RECEIVERS

MOST RECEPTIONS:	12 (168 yards), Irving, Dal. vs. S.F. 10/17 - 1 TD
	12 (152 yards), Clark, Was. at Sea. 12/19 - 1 TD (OT)
MOST YARDS:	182 (7 receptions), Haynes, Atl. vs. N.O. 9/12 - 2 TD

INTERCEPTION LEADERS

MOST INTERCEPTIONS:	3, Del Rio, Min. at Det. 12/5
LONGEST:	94 yards, Allen, Phi. at Jets 10/3 - TD

LEADING RUSHERS

MOST YARDS:	237 (30 attempts), E. Smith, Dal. at Phi. 10/31 - 1 TD
LONGEST:	85 yards, Brooks, Was. at Phi. 9/19 - 1 TD
MOST TOTAL YARDS:	237, E. Smith Dal. at Phi. 10/31 - 1 TD

LEADING PUNTERS

LONGEST:	75 yards, Alexander, Atl. at Chi. 10/3
-----------------	--

PUNT RETURN LEADERS

LONGEST:	83 yards, Hughes, N.O. at Phi. 12/26 - TD
-----------------	---

KICKOFF RETURN LEADERS

LONGEST:	99 yards, Hughes, N.O. at Min. 11/28 - TD
-----------------	---

LEADERS IN SACKS

MOST SACKS:	4, Gilbert, Rams vs. Pit. 9/12
--------------------	--------------------------------

1993 NFL STATS

AMERICAN FOOTBALL CONFERENCE

AMERICAN FOOTBALL CONFERENCE

TEAM	OFFENSE			DEFENSE		
	TOTAL	RUSH	PASS	TOTAL	RUSH	PASS
Buffalo	4	3	7	13	11	11
Cincinnati	14	11	14	8	13	1
Cleveland	11	8	12	5	7	5
Denver	3	9	3	10	4	13
Houston	2	6	2	7	*1	10
Indianapolis	12	14	5	14	14	4
Kansas City	10	10	10	4	6	6
L. A. Raiders	8	13	4	3	10	3
Miami	1	12	*1	11	9	9
New England	7	7	8	6	12	2
NY Jets	6	4	6	2	5	8
Pittsburgh	5	2	9	1	3	7
San Diego	9	5	11	9	2	14
Seattle	13	1	13	12	8	12

NATIONAL FOOTBALL CONFERENCE

TEAM	OFFENSE			DEFENSE		
	TOTAL	RUSH	PASS	TOTAL	RUSH	PASS
Atlanta	5	13	2	13	6	14
Chicago	14	10	14	3	8	2
Dallas	2	2	3	7	5	7t
Detroit	11	5	12	5	4	6
Green Bay	9	12	7	2	3	4
L. A. Rams	8	4	11	12	9	13
Minnesota	7	11	5	*1	1	3
New Orleans	10	7	9	6	13	*1
N.Y. Giants	4	*1	10	4	2	7t
Philadelphia	6	8	6	9	12	5
Phoenix	3	6	4	10	10	11
San Francisco	*1	3	1	8	7	9
Tampa Bay	12	14	8	11	11	10
Washington	13	9	13	14	14	12

t = Tied for position

* = LEAGUE LEADER

1993 NFL STATS

1993 NFL STATS

NATIONAL FOOTBALL LEAGUE

TEAM	OFFENSE			DEFENSE		
	TOTAL	RUSH	PASS	TOTAL	RUSH	PASS
Atlanta	11	23	6	25	15	25
Buffalo	6	8	11	27	21	24
Chicago	28	19	28	4	17	3
Cincinnati	27	24	27	16	27	2
Cleveland	20	17	19	12	12	13
Dallas	4	2	7	10	11	10†
Denver	5	18	4	19	4	27
Detroit	24	7	24	6	10	9
Green Bay	19	22	18	2	8	7
Houston	3	12	3	14	*1	23
Indianapolis	22	28	8	28	28	12
Kansas City	16	20	15	11	9	14
L. A. Raiders	13	26	5	9	20	5
L. A. Rams	18	5	23	24	18	22
Miami	2	25	*1	20	14	21
Minnesota	17	21	14	*1	6	6
New England	12	13	12	13	22	4
New Orleans	21	14	21	7	25	*1
N. Y. Giants	10	*1	22	5	7	10†
N. Y. Jets	9	9	10	8	5	17
Philadelphia	15	15	16	17	24	8
Phoenix	8	11	9	21	19	19
Pittsburgh	7	6	13	3	3	15
San Diego	14	10	17	18	2	28
San Francisco	*1	3	2	16	16	26
Seattle	23	4	25	23	13	26
Tampa Bay	25	27	20	22	23	18
Washington	26	16	26	26	26	20

* = LEAGUE LEADER

† = TIED FOR POSITION

1993 NFL STATS

A B C D E F G H I J K L M N O P Q R S T U V W X Y Z

OFFENSE

TEAM	PIT.	K.C.	G.B.	DET.	MIN.	NY-G
GAMES (Won-Lost)	9-7	11-5	9-7	10-6	9-7	11-5
FIRST DOWNS	307	300	282	248	283	300
Rushing	116	94	98	101	85	127
Passing	180	180	166	139	182	153
Penalty	11	26	18	8	16	20
YDS GAINED (total)	5235	4835	4750	4658	4822	5145
Avg. per Game	327.2	302.2	296.9	291.1	301.4	321.6
RUSHING (net)	2003	1655	1619	1944	1623	2210
Avg. per Game	125.2	103.4	101.2	121.5	101.4	138.1
Rushes	491	445	448	456	447	560
Yards per Rush	4.1	3.7	3.6	4.3	3.6	3.9
PASSING (net)	3232	3180	3131	2714	3199	2935
Avg. per Game	202.0	198.8	195.7	169.6	199.9	183.4
Passes Att.	540	490	528	435	526	424
Completed	299	287	322	264	315	257
Pct. Completed	55.4	58.6	61.0	60.7	59.9	60.6
Yards Gained	3606	3384	3330	2943	3380	3180
Sacked	48	35	30	46	35	40
Yards Lost	374	204	199	229	181	245
Had Intercepted	12	10	24	19	14	9
Yards Opp. Ret.	216	111	437	177	166	175
Opp. TDs on Int.	2	0	3	1	3	1
PUNTS	89	77	74	72	90	78
Avg. Yards	42.5	42.1	42.9	44.5	42.9	41.9
PUNT RETURNS	46	37	45	40	39	32
Avg. Return	7.7	9.4	9.0	8.7	7.2	10.3
Returned for TD	0	0	0	0	0	1
KICKOFF RETURNS	52	45	60	52	55	32
Avg. Return	16.9	19.4	24.7	23.2	19.7	15.8
Returned for TD	0	0	1	1	0	0
PENALTIES	100	121	85	93	109	90
Yards Penalized	861	969	734	665	806	596
FUMBLES BY	27	28	26	29	15	19
Fumbles Lost	15	18	10	13	10	8
Opp. Fumbles	37	30	33	34	24	27
Opp. Fum. Lost	14	17	15	16	10	10
POSS. TIME (avg)	32:15	29:29	30:53	29:27	30:27	32:18
TOUCHDOWNS	32	37	35	28	28	30
Rushing	13	14	14	9	8	11
Passing	16	20	19	15	18	17
Returns	3	3	2	4	2	2
EXTRA POINTS	32	37	35	28	27	28
FIELD GOALS/FGA	28/30	23/29	31/27	34/43	26/35	26/34
POINTS SCORED	308	328	340	298	277	288

1993 NFL STATS

1993 NFL STATS

OFFENSE

TEAM	DEN.	RAI.	BUF.	HOU.	DAL.	S.F.
GAMES (Won-Lost)	9-7	10-6	12-4	12-4	12-4	10-6
FIRST DOWNS	327	292	316	330	322	372
Rushing	105	95	117	101	120	134
Passing	187	168	176	208	172	212
Penalty	35	29	23	21	30	26
YDS GAINED (total)	5461	5014	5260	5658	5615	6435
Avg. per Game	341.3	313.4	328.8	353.6	350.9	402.2
RUSHING (net)	1693	1425	1943	1792	2161	2133
Avg. per Game	105.8	89.1	121.4	112.0	135.1	133.3
Rushes	468	433	550	409	490	463
Yards per Rush	3.6	3.3	3.5	4.4	4.4	4.6
PASSING (net)	3768	3589	3317	3866	3454	4302
Avg. per Game	235.5	224.3	207.3	241.6	215.9	268.9
Passes Att.	553	495	497	614	475	524
Completed	350	281	304	357	317	354
Pct. Completed	63.3	56.8	61.2	58.1	66.7	67.6
Yards Gained	4061	3882	3535	4145	3617	4480
Sacked	39	50	31	43	29	35
Yards Lost	293	293	218	279	163	178
Had Intercepted	10	14	18	25	6	17
Yards Opp. Ret.	79	289	174	309	47	157
Opp. TDs on Int.	0	2	0	0	0	0
PUNTS	68	71	74	56	56	42
Avg. Yards	44.4	41.8	40.4	45.3	41.8	40.9
PUNT RETURNS	41	40	33	41	37	35
Avg. Return	10.4	11.6	8.4	6.7	10.3	11.7
Returned for TD	0	1	1	0	2	1
KICKOFF RETURNS	39	52	45	31	36	40
Avg. Return	18.4	20.4	16.6	19.0	21.1	17.9
Returned for TD	0	0	0	0	0	0
PENALTIES	112	148	94	132	94	95
Yards Penalized	822	1181	630	1005	744	800
FUMBLES BY	29	23	26	37	33	31
Fumbles Lost	18	11	17	20	16	13
Opp. Fumbles	27	23	35	31	22	20
Opp. Fum. Lost	13	9	24	17	14	11
POSS. TIME (avg)	31:23	30:33	27:30	31:48	30:56	30:24
TOUCHDOWNS	42	29	37	40	41	61
Rushing	13	10	12	11	20	26
Passing	27	17	20	23	18	29
Returns	2	2	5	6	3	6
EXTRA POINTS	41	27	36	39	40	59
FIELD GOALS/FGA	26/35	35/44	23/32	29/34	30/37	16/26
POINTS SCORED	373	306	329	368	376	473

1993 NFL STATS

SEASONAL AVERAGE

OFFENSE

TEAM	CIN.	CLE.	IND.	MIA.	N.E.	NY-J
GAMES (Won-Lost)	3-13	7-9	4-12	9-7	5-11	8-8
FIRST DOWNS	239	264	269	309	315	304
Rushing	89	91	71	85	116	106
Passing	133	152	180	207	169	173
Penalty	17	21	18	17	30	25
YDS GAINED (total)	4052	4740	4705	5812	5065	5212
Avg. per Game	253.3	296.3	294.1	363.3	316.6	325.8
RUSHING (net)	1511	1701	1288	1459	1780	1880
Avg. per Game	94.4	106.3	80.5	91.2	111.3	117.5
Rushes	423	425	365	419	502	521
Yards per Rush	3.6	4.0	3.5	3.5	3.5	3.6
PASSING (net)	2541	3039	3417	4353	3285	3332
Avg. per Game	158.8	189.9	213.6	272.1	205.3	208.3
Passes Att.	510	478	594	581	566	489
Completed	272	262	332	342	289	294
Pct. Completed	53.3	54.8	55.9	58.9	51.1	60.1
Yards Gained	2830	3328	3623	4564	3412	3492
Sacked	53	45	29	30	23	21
Yards Lost	289	289	206	211	127	160
Had Intercepted	11	19	15	18	24	12
Yards Opp. Ret.	49	246	247	329	201	310
Opp. TDs on Int.	0	0	1	2	1	3
PUNTS	90	84	83	58	76	73
Avg. Yards	43.9	43.2	43.3	39.7	40.7	38.4
PUNT RETURNS	48	42	30	28	51	31
Avg. Return	6.7	13.4	5.8	11.6	9.1	8.3
Returned for TD	0	3	0	2	0	0
KICKOFF RETURNS	61	58	57	49	47	46
Avg. Return	19.9	19.3	19.7	21.8	17.4	14.7
Returned for TD	0	0	0	0	0	0
PENALTIES	105	121	94	81	64	86
Yards Penalized	773	842	685	663	468	555
FUMBLES BY	24	27	34	32	30	38
Fumbles Lost	9	17	20	16	10	16
Opp. Fumbles	22	28	25	30	20	30
Opp. Fum. Lost	14	9	11	14	9	18
POSS. TIME (avg)	28:58	29:32	27:55	28:59	29:43	32:16
TOUCHDOWNS	16	36	16	40	26	31
Rushing	3	8	4	10	9	14
Passing	11	23	10	27	17	16
Returns	2	5	2	3	0	1
EXTRA POINTS	13	36	15	37	25	31
FIELD GOALS/FGA	24/31	16/22	26/31	24/32	19/31	17/26
POINTS SCORED	187	304	189	349	238	270

1993 NFL STATS

OFFENSE

OFFENSE

TEAM	S.D.	SEA.	ATL.	CHI.	RAMS	N.O.
GAMES (Won-Lost)	8-8	6-10	6-10	7-9	5-11	8-8
FIRST DOWNS	313	279	292	226	279	264
Rushing	120	114	91	98	117	94
Passing	171	144	185	113	147	158
Penalty	22	21	16	15	15	12
YDS GAINED (total)	4967	4669	5110	3717	4804	4707
Avg. per Game	310.4	291.8	319.4	232.3	300.3	294.2
RUSHING (net)	1824	2015	1590	1677	2014	1766
Avg. per Game	114.0	125.9	99.4	104.8	125.9	110.4
Rushes	455	473	395	477	449	414
Yards per Rush	4.0	4.3	4.0	3.5	4.5	4.3
PASSING (net)	3143	2654	3520	2040	2790	2941
Avg. per Game	196.4	165.9	220.0	127.5	174.4	183.8
Passes Att.	563	498	573	388	473	481
Completed	301	280	334	230	247	274
Pct. Completed	53.5	56.2	58.3	59.3	52.2	57.0
Yards Gained	3383	2896	3787	2270	3021	3183
Sacked	32	48	40	48	31	40
Yards Lost	240	242	267	230	231	242
Had Intercepted	14	18	25	16	19	21
Yards Opp. Ret.	271	159	345	105	347	444
Opp. TDs on Int.	2	0	2	1	2	6
PUNTS	74	91	72	80	80	77
Avg. Yards	42.3	44.0	43.3	38.5	40.9	43.6
PUNT RETURNS	34	33	35	35	19	38
Avg. Return	12.1	8.5	7.9	8.3	5.4	13.6
Returned for TD	0	0	0	0	0	2
KICKOFF RETURNS	47	50	55	45	49	62
Avg. Return	19.2	18.6	23.6	18.0	16.8	23.5
Returned for TD	0	0	1	0	0	1
PENALTIES	87	99	111	68	71	81
Yards Penalized	699	745	838	587	526	663
FUMBLES BY	13	25	31	29	20	24
Fumbles Lost	5	13	17	14	11	13
Opp. Fumbles	19	23	25	24	26	30
Opp. Fum. Lost	12	15	11	12	9	20
POSS. TIME (avg)	29:52	29:02	31:23	28:36	28:18	28:31
TOUCHDOWNS	33	29	34	22	25	33
Rushing	14	13	4	10	8	10
Passing	18	13	28	7	16	18
Returns	1	3	2	5	1	5
EXTRA POINTS	31	29	34	21	23	33
FIELD GOALS/FGA	31/40	23/28	26/27	27/36	16/23	28/35
POINTS SCORED	322	280	316	234	221	317

1993 NFL STATS

OFFENSE

TEAM	PHI.	PHO.	T.B.	WAS.	NFL/AVG
GAMES (Won-Lost)	8-8	7-9	5-11	4-12	
FIRST DOWNS	303	295	241	255	290.2
Rushing	104	107	80	92	102.4
Passing	184	173	141	143	167.7
Penalty	15	15	20	20	20.1
YDS GAINED (total)	4922	5213	4311	4271	4970.2
Avg. per Game	307.6	325.8	269.4	266.9	310.6
RUSHING (net)	1761	1809	1290	1726	1760.4
Avg. per Game	110.1	113.3	80.6	107.9	110.0
Rushes	456	452	402	396	453.0
Yards per Rush	3.9	4.0	3.2	4.4	3.9
PASSING (net)	3161	3404	3021	2545	3209.8
Avg. per Game	197.6	212.8	188.8	159.1	200.6
Passes Att.	556	522	508	533	514.8
Completed	328	310	262	287	293.3
Pct. Completed	59.0	59.4	51.6	53.6	57.9
Yards Gained	3463	3635	3295	2764	3446.0
Sacked	42	33	39	40	37.7
Yards Lost	302	231	274	219	236.3
Had Intercepted	13	20	25	21	16.8
Yards Opp. Ret.	107	143	280	209	218.9
Opp. TDs on Int.	0	0	1	2	1.3
PUNTS	83	73	94	83	75.6
Avg. Yards	40.0	43.7	40.1	43.9	42.2
PUNT RETURNS	33	47	38	35	37.3
Avg. Return	8.6	8.2	8.2	7.0	9.1
Returned for TD	0	1	0	0	0.5
KICKOFF RETURNS	54	45	58	59	49.3
Avg. Return	18.3	21.1	15.9	19.8	19.5
Returned for TD	0	0	0	0	0.1
PENALTIES	101	77	89	90	96.4
Yards Penalized	770	644	765	596	736.9
FUMBLES BY	32	23	28	24	27.0
Fumbles Lost	21	11	11	10	13.7
Opp. Fumbles	33	27	27	25	27.0
Opp. Fum. Lost	15	17	13	14	13.7
POSS. TIME (AVG)	31:00	31:54	28:38	27:58	30:00
TOUCHDOWNS	35	37	27	26	32.4
Rushing	7	12	6	11	10.9
Passing	23	21	19	11	18.5
Returns	5	4	2	4	3.0
EXTRA POINTS	31	37	27	24	31.3
FIELD GOALS/FGA	16/23	21/28	16/22	16/28	24/31
POINTS SCORED	293	326	237	230	299.2

1993 NFL STATS

ALL INFORMATION CONTAINED HEREIN IS UNCLASSIFIED

DEFENSE

TEAM	PIT.	K.C.	G.B.	DET.	MIN.	NY-G
POINTS ALLOWED	281	291	282	292	290	205
OPP FIRST DOWNS	267	300	261	279	259	268
Rushing	74	103	88	108	98	89
Passing	163	161	157	154	139	161
Penalty	30	36	16	17	22	18
OPP YDS GAINED	4531	4771	4482	4669	4404	4663
Avg. per Game	283.2	298.2	280.1	291.8	275.3	291.4
OPP RUSHING (net)	1368	1620	1582	1649	1534	1547
Avg. per Game	85.5	101.3	98.9	103.1	95.9	95.7
Rushes	399	453	424	433	415	395
Yards per Rush	3.4	3.6	3.7	3.8	3.7	3.9
OPP PASSING (net)	3163	3151	2900	3020	2870	3116
Avg. per Game	197.7	196.9	181.3	188.8	179.4	194.8
Passes Att.	521	525	529	514	478	514
Completed	277	312	290	309	310	298
Pct. Completed	53.2	59.4	54.8	60.1	64.9	58.0
Sacked	42	35	46	43	45	41
Yards Lost	277	228	301	253	276	238
INTERCEPTED BY	24	21	18	19	24	18
Yards Returned	386	225	255	156	211	184
Returned for TD	1	0	0	1	2	1
OPP PUNT RETURNS	50	43	38	45	46	44
Avg. Return	13.6	8.2	9.2	8.4	12.2	5.6
OPP KO RETURNS	54	49	70	30	58	29
Avg. Return	21.6	20.6	20.1	20.3	24.5	22.3
OPP TDS	30	30	27	32	31	22
Rushing	6	11	6	12	14	7
Passing	16	18	16	19	11	13
Returns	8	1	5	1	6	2

1993 NFL STATS

W A S H I N G T O N W A S H I N G T O N

DEFENSE

TEAM	DEN.	RAI.	BUF.	HOU.	DAL.	S.F.
POINTS ALLOWED	284	326	242	238	229	295
OPP FIRST DOWNS	280	302	331	289	297	297
Rushing	86	111	114	73	94	109
Passing	181	154	199	184	176	171
Penalty	13	37	18	32	27	17
OPP YDS GAINED	5149	4723	5554	4874	4767	4997
Avg. per Game	321.8	295.2	347.1	304.6	297.9	312.3
OPP RUSHING (net)	1418	1865	1921	1273	1651	1800
Avg. per Game	88.6	116.6	120.1	79.6	103.2	112.5
Rushes	397	494	500	369	423	404
Yards per Rush	3.6	3.8	3.8	3.4	3.9	4.5
OPP PASSING (net)	3731	2858	3633	3601	3116	3197
Avg. per Game	233.2	178.6	227.1	225.1	194.8	199.8
Passes Att.	562	457	582	582	555	564
Completed	314	258	323	302	334	314
Pct. Completed	55.9	56.5	55.5	51.9	60.2	55.7
Sacked	46	45	37	52	34	44
Yards Lost	238	283	256	313	231	316
INTERCEPTED BY	18	14	23	26	14	19
Yards Returned	236	199	306	412	171	267
Returned for TD	1	1	3	3	1	3
OPP PUNT RETURNS	33	35	29	28	32	15
Avg. Return	10.2	8.6	8.5	8.9	5.3	11.4
OPP KO RETURNS	63	45	43	60	66	61
Avg. Return	17.8	17.4	19.8	17.7	18.6	19.6
OPP TDS	27	37	25	26	23	30
Rushing	6	17	7	9	7	6
Passing	21	17	18	16	14	23
Returns	0	3	0	1	2	1

1993 NFL STATS

1993 NFL STATS

DEFENSE

TEAM	CIN.	CLE.	IND.	MIA.	N.E.	NY-J
POINTS ALLOWED	319	307	378	351	286	247
OPP FIRST DOWNS	306	290	334	332	269	266
Rushing	134	94	151	103	97	93
Passing	159	170	166	205	161	161
Penalty	13	26	17	24	211	12
OPP YDS GAINED	5018	4778	5638	5150	4796	4712
Avg. per Game	313.6	298.6	352.4	321.9	299.8	294.5
OPP RUSHING (net)	2220	1654	2521	1665	1951	1473
Avg. per Game	138.8	103.4	157.6	104.1	121.9	92.1
Rushes	521	451	575	460	505	420
Yards per Rush	4.3	3.7	4.4	3.6	3.9	3.5
OPP PASSING (net)	2798	3124	3117	3485	2845	3239
Avg. per Game	174.9	195.3	194.8	217.8	177.8	202.4
Passes Att.	457	541	454	572	474	497
Completed	251	306	270	350	280	296
Pct. Completed	54.9	56.6	59.5	61.2	59.1	59.6
Sacked	22	48	21	29	34	32
Yards Lost	154	342	121	197	242	195
INTERCEPTED BY	12	13	10	13	13	19
Yards Returned	272	208	116	175	122	233
Returned for TD	2	1	0	1	0	1
OPP PUNT RETURNS	47	48	41	32	34	26
Avg. Return	8.9	9.1	8.6	11.2	9.2	6.0
OPP KO RETURNS	38	46	37	62	44	47
Avg. Return	21.9	17.7	14.9	20.0	20.9	19.4
OPP TDS	37	30	45	43	32	26
Rushing	15	9	20	12	9	8
Passing	20	19	22	26	20	15
Returns	2	2	3	5	3	3

1993 NFL STATS

1993

DEFENSE

TEAM	S.D.	SEA.	ALT.	CHI.	RAMS	N.O.
POINTS ALLOWED	290	314	385	230	367	343
OPP FIRST DOWNS	299	322	278	290	304	273
Rushing	86	106	79	112	117	116
Passing	192	193	180	163	179	145
Penalty	21	23	19	15	8	12
OPP YARDS GAINED	5066	5313	5421	4653	5411	4696
Avg. per Game	316.6	332.1	338.8	290.8	338.2	293.5
OPP RUSHING (net)	1314	1660	1784	1835	1851	2090
Avg. per Game	82.1	103.8	111.5	114.7	115.7	130.6
Rushes	414	452	419	476	480	513
Yards per Rush	3.2	3.7	4.3	3.9	3.9	4.1
OPP PASSING (net)	3752	3653	3637	2818	3560	2606
Avg. per Game	234.5	228.3	227.3	176.1	222.5	162.9
Passes Att.	556	595	505	504	488	444
Completed	329	333	308	306	299	259
Pct. Completed	59.2	56.0	61.0	60.7	61.3	58.3
Sacked	32	38	27	46	35	51
Yards Lost	206	244	149	287	203	318
INTERCEPTED BY	22	22	13	18	11	10
Yards Returned	319	196	160	300	127	133
Returned for TD	1	1	0	2	0	0
OPP PUNT RETURNS	36	47	41	22	43	36
Avg. Return	8.1	10.1	8.5	5.2	12.4	9.7
OPP KO RETURNS	64	52	55	53	47	40
Avg. Return	16.6	18.6	19.3	17.3	20.9	19.7
OPP TDS	30	32	46	22	40	39
Rushing	10	12	14	9	18	7
Passing	17	16	27	12	17	22
Returns	3	4	5	1	5	10

1993 NFL STATS

1993 NFL STATS

DEFENSE

TEAM	PHI.	PHO.	T.B.	WAS.	NFL/AVE
POINTS ALLOWED	315	269	376	345	299.2
OPP FIRST DOWNS	271	278	280	304	290.2
Rushing	91	106	109	127	102.4
Passing	155	158	152	157	167.7
Penalty	25	14	19	20	20.1
OPP YDS GAINED	5019	5167	5246	5497	4970.2
Avg. per Game	313.7	322.9	327.9	343.6	310.6
OPP RUSHING (net)	2080	1861	1994	2111	1760.4
Avg. per Game	130.0	116.3	124.6	131.9	110.0
Rushes	467	433	479	513	453.0
Yards per Rush	4.5	4.3	4.2	4.1	3.9
OPP PASSING (net)	2939	3306	3252	3386	3209.8
Avg. per Game	183.7	206.6	203.3	211.6	200.6
Passes Att.	463	495	503	483	514.8
Completed	251	281	300	291	298.3
Pct. Completed	54.2	56.8	59.6	60.2	57.9
Sacked	36	34	29	31	37.7
Yards Lost	214	205	132	197	236.3
INTERCEPTED BY	20	9	9	17	16.8
Yards Returned	324	124	71	241	218.9
Returned for TD	4	1	2	2	1.3
OPP PUNT RETURNS	35	30	53	34	37.3
Avg. Return	8.9	8.9	7.4	10.1	9.1
OPP KO RETURNS	53	51	28	36	49.3
Avg. Return	21.4	19.5	17.8	20.1	19.5
OPP TDS	35	27	40	42	32.4
Rushing	11	13	15	14	10.9
Passing	22	14	22	24	18.5
Returns	2	0	3	4	3.0

FINAL 1993 NFL STANDINGS

AFC EASTERN DIVISION

							VS. CONF.			VS. DIV.		
	W	L	T	PCT.	PF	PA	W	L	T	W	L	T
Buffalo	12	4	0	.750	329	242	8	4	0	7	1	0
Miami	9	7	0	.563	349	351	6	6	0	4	4	0
N.Y. Jets	8	8	0	.500	270	247	6	5	0	5	4	0
New England	5	11	0	.313	238	286	4	10	0	2	6	0
Indianapolis	4	12	0	.250	189	378	4	8	0	2	6	0

AFC CENTRAL DIVISION

							VS. CONF.			VS. DIV.		
	W	L	T	PCT.	PF	PA	W	L	T	W	L	T
Houston	12	4	0	.750	368	238	10	2	0	6	0	0
Pittsburgh	9	7	0	.563	308	281	7	5	0	3	3	0
Cleveland	7	9	0	.438	304	307	4	8	0	3	3	0
Cincinnati	3	13	0	.188	187	319	1	11	0	0	6	0

AFC WESTERN DIVISION

							VS. CONF.			VS. DIV.		
	W	L	T	PCT.	PF	PA	W	L	T	W	L	T
Kansas City	11	5	0	.688	328	291	9	3	0	7	1	0
L.A. Raiders	10	6	0	.625	306	326	7	5	0	5	3	0
Denver	9	7	0	.563	373	284	8	4	0	4	4	0
San Diego	8	8	0	.500	322	290	6	6	0	3	5	0
Seattle	6	10	0	.375	280	314	6	8	0	1	7	0

NFC EASTERN DIVISION

							VS. CONF.			VS. DIV.		
	W	L	T	PCT.	PF	PA	W	L	T	W	L	T
Dallas	12	4	0	.750	376	229	10	2	0	7	1	0
N.Y. Giants	11	5	0	.688	288	205	9	3	0	5	3	0
Philadelphia	8	8	0	.500	293	315	5	6	0	3	5	0
Phoenix	7	9	0	.438	326	269	6	8	0	4	4	0
Washington	4	12	0	.250	230	345	3	9	0	1	7	0

NFC CENTRAL DIVISION

							VS. CONF.			VS. DIV.		
	W	L	T	PCT.	PF	PA	W	L	T	W	L	T
Detroit	10	6	0	.625	298	292	8	6	0	4	4	0
Minnesota	9	7	0	.563	277	290	7	5	0	6	2	0
Green Bay	9	7	0	.563	340	282	6	6	0	4	4	0
Chicago	7	9	0	.438	234	230	5	7	0	3	5	0
Tampa Bay	5	11	0	.313	237	376	4	8	0	3	5	0

NFC WESTERN DIVISION

							VS. CONF.			VS. DIV.		
	W	L	T	PCT.	PF	PA	W	L	T	W	L	T
San Francisco	10	6	0	.625	473	295	8	4	0	4	2	0
New Orleans	8	8	0	.500	317	343	6	6	0	3	3	0
Atlanta	6	10	0	.375	316	385	5	7	0	4	2	0
L.A. Rams	5	11	0	.313	221	367	3	9	0	1	5	0

POSTSEASON RESULTS

AFC FIRST-ROUND PLAYOFFS

KANSAS CITY 27, Pittsburgh 24 (OT)
L.A. RAIDERS 42, Denver 24

AFC DIVISIONAL PLAYOFFS

BUFFALO 29, L.A. Raiders 23
Kansas City 28, HOUSTON 20

AFC CHAMPIONSHIP

BUFFALO 30, Kansas City 13

NFC FIRST-ROUND PLAYOFFS

Green Bay 28, DETROIT 24
N.Y. GIANTS 17, Minnesota 10

NFC DIVISIONAL PLAYOFFS

SAN FRANCISCO 44, N.Y. Giants 3
DALLAS 27, Green Bay 17

NFC CHAMPIONSHIP

DALLAS 38, San Francisco 21

SUPER BOWL XXVIII

Dallas 30, Buffalo 13

(Home Team in CAPS)

BENGALS RADIO NETWORK



BENGALS, 550 WCKY RADIO TEAM

...left to right, Dave Lapham and Ken Broo.

Ken Broo and Dave Lapham return to the broadcast booth of the Bengals' Radio Network which originates at 550 (AM) WCKY.

Broo is entering his fourth season as play-by-play announcer for Bengals games. Broo has worked in television in Tulsa and Oklahoma City in Oklahoma and in Tampa, Fla.

While working in Tampa, he was analyst for the Tampa Bay Bucs on their radio network.

Broo, a graduate of Ohio University, is sports director of WKRC-TV in Cincinnati.

Lapham has provided color commentary on Bengals' games since 1986. He also does sports commentary on WCPO-TV.

Lapham was an All-American at Syracuse and drafted in the third round in 1974 by Cincinnati. He played for the Bengals from 1974 -83.

1994 BENGALS RADIO AFFILIATES

OHIO

Celina	WCSM-AM	1350
	WCSM-FM	96.7
Chillicothe	WBEX-AM	1490
Cincinnati	WCKY-AM	550*
	WLW-AM	700*
Columbus	WTVN-AM	610
Dayton	WING-AM	1410
Findlay	WBVI-FM	96.7
Ironton	WIRO-AM	1230
Lima	WIMA-AM	1150
Marietta	WMOA-AM	1490
	WJAW-FM	100.9
Massillon	WTIG-AM	990
Portsmouth	WPAY-AM	1400
	WPAY-FM	104.1
Springfield	WBLY-AM	1600
Wilmington	WSWO-FM	102.3
Zanesville	WHIZ-AM	1240

***Flagship Stations**

BENGALS RADIO NETWORK



KENTUCKY

Frankfort	WKED-AM	1130
Lexington	WLXG-AM	1300
Louisville	WWKY-AM	790
Maysville	WFTM-AM	1240
	WFTM-FM	95.9

INDIANA

Batesville	WRBI-FM	103.9
Richmond	WKBV-AM	1490

WEST VIRGINIA

Charleston	WCAW-AM	680
Huntington	WTKZ-AM	930
Mullens	WPMW-FM	92.7
Spencer	WVRC-AM	1400
Williamson	WBTH-AM	1400

BENGALS DOUBLE DIGIT CLUB

Though 1993, only 16 players share the distinction of having played 10 or more seasons for the Bengals.

Quarterback Ken Anderson leads the chart with 16 years in a Cincinnati uniform. Also standing alone in their categories are cornerback Ken Riley (15 years) and linebacker Reggie Williams (14).

A 17th member, offensive lineman Joe Walter, is due to join the club in 1994. Defensive lineman Tim Krumrie is to move up to the 12-year category this season, and offensive lineman Bruce Kozerski is set for his 11th season.

PLAYER	(POS)	YEARS	SEASONS
Ken Anderson	QB	16	1971-86
Ken Riley	CB	15	1969-83
Reggie Williams	LB	14	1976-89
Jim Breech	K	13	1980-92
Anthony Munoz	OT	13	1980-92
Isaac Curtis	WR	12	1973-84
Bob Johnson	C	12	1968-79
Jim LeClair	LB	12	1972-83
Glenn Cameron	LB	11	1975-85
Tim Krumrie	NT	*11	1983-93
Max Montoya	G-T	11	1979-89
Louis Breeden	CB	10	1978-87
Bruce Kozerski	OL	*10	1984-93
Dave Lapham	G	10	1974-83
Pat McNally	P-WR	10	1976-85
Bob Trumpy	TE	10	1968-77

*Still active with the Bengals

NOTES:

NOTES:


NOTES:

NOTES:

[illegible]



CINCINNATI COACH DAVE SHULA



Fluids.
Minerals.
Energy.

Gatorade.
Nothing
works better.

CINCINNATI **BENGALS**

1994 MEDIA GUIDE

Gatorade. For that deep down body thirst.